

ANNEX B
GOVERNMENT PROCUREMENT POLICY BOARD
CONSOLIDATED PROCUREMENT MONITORING REPORT
(Page 1 of 2)

PHILIPPINE ARMY PROCUREMENT CENTER

Period Covered: CY 2016

	Total Amount of Approved APP	Total Number of Procurement Activities	No. of Contracts Awarded	Total Amount of Contracts Awarded	No. of Failed Biddings	Total No. of Entities who Acquired Bid Docs	Total No. of Bidders who Submitted Bids	Total No. of Bidders who passed Eligibility Stage	No. of Bid Opportunities Posted at PhilGEPS	No. of Contract Award Posted at PhilGEPS
Column 1	Column 2	Column 3	Column 4	Column 5	Column 6	Column 7	Column 8	Column 9	Column 10	Column 11
1. Public Bidding*										
1.1. Goods										
1.2. Works										
1.3. Consulting Services										
Sub-Total	0.00	0	0	0.00	0	0	0	0	0	0
2. Alternative Modes										
2.1.1 Shopping (52.1 b above 50K)	27,517,863.33	11795	59	17,987,803.96					11,795	11,795
2.1.2 Shopping (Others)										
2.2. Direct Contracting	267,823,440.94	2,033	631	180,270,492.77						
2.3. Repeat Order	617,500.00	1	1	617,500.00						
2.4. Limited Source Bidding										
2.5.1 Negotiation (Common-Use Supplies)	23,857,723.33	1,875	125	12,691,965.95						
2.5.2 Negotiation (TFB 53.1)										
2.5.3 Negotiation (SVP 53.9 above 50K)	369,801,197.75	16,670	724	216,311,443.98					16,670	16,670
2.5.4 Negotiation (Others)	1,207,047,113.50	11	11	1,207,047,113.50						
Sub-Total	1,896,664,838.85	32,385	1,551	1,634,926,320.16					28,465	28,465
3. Foreign Funded Procurement**										
3.1. Publicly-Bid										
3.2. Alternative Modes										
Sub-Total	0.00	0	0	0.00						
4. Others, specify:										
TOTAL	1,896,664,838.85	32,385	1,551	1,634,926,320.16						

* Should include foreign-funded publicly-bid projects per procurement type

** All procurement using Foreign Funds excluding National Competitive Bidding (NCB) contracts; conversion to peso will be at BSP rates at the time the bids/quotations were submitted

Department of National Defense
RECEIVED
 DEC 14 2016
 By: Tely Time: 2:30 pm
 OASAIL Message Center

36.35376756

PARTIAL DUE COPY

**ANNEX B
GOVERNMENT PROCUREMENT POLICY BOARD
CONSOLIDATED PROCUREMENT MONITORING REPORT
(Page 2 of 2)**


Period Covered: CY 2016


PHILIPPINE ARMY PROCUREMENT CENTER


	Column 12 Total No. of Contracts that incurred negative slippage	Column 13 Total No. of contracts with amendments to order or variation orders	Column 14 Ave. No. of Days for Approval of Resolution/Issuance of Notice of Award	Column 15 No. of Contracts with Observers Attending	Column 16 No. of Contracts with COA Observers Attending	Column 17 Ave. No. of Days to Resolve Requests for Reconsiderations / Protests	Column 18 No. of Contracts Awarded within prescribed timeframes
1. Public Bidding*							
1.1. Goods							
1.2. Works							
1.3. Consulting Services							
Sub-Total	0	0	N/A	0	0	#DIV/0!	0
2. Alternative Modes							
2.1.1 Shopping [S2.1 b above 50K]							
2.1.2 Shopping (Others)							
2.2. Direct Contracting							
2.3. Repeat Order							
2.4. Limited Sources Bidding							
2.5.1 Negotiation (Common-Use Supplies)							
2.5.2 Negotiation [TFB 53.1]							
2.5.3 Negotiation [SVP 53.9 above 50K]							
2.5.4 Negotiation (Others)							
Sub-Total							
3. Foreign Funded Procurement**							
3.1. Publicly-Bid							
3.2. Alternative Modes							
Sub-Total							
4. Others, specify:							
TOTAL							

* Should include foreign-funded publicly-bid projects per procurement type

** All procurement using Foreign Funds excluding National Competitive Bidding (NCB) contracts; conversion to peso will be at BSP rates at the time the bids/quotations were submitted


Remy S Esteban
MSG (CE) PA
Operation NCO


ABULASIL S
LT
PN
Operation Officer


JOEL I ENRILE
Colonel QMS (GSC) PA
Commanding Officer

	Agency Score
Sub-indicator 1a	0.00%
Sub-indicator 1b	0.00%
Sub-indicator 2a	#REF!
Sub-indicator 2b	81.22%
Sub-indicator 2c	17.08%
Sub-indicator 2d	0.00%
Sub-indicator 2e	0.00%
Sub-indicator 3a	0.00
Sub-indicator 3b	0.00
Sub-indicator 3c	0.00
Sub-indicator 6a	0.16%
Sub-indicator 6b	#DIV/0!
Sub-indicator 6c	1848.38%
Sub-indicator 8a	56.01%
Sub-indicator 8b	0.00%
Sub-indicator 8c	0.00%
Sub-indicator 9a	#DIV/0!
Sub-indicator 9b	#DIV/0!
Sub-indicator 9c	#DIV/0!
Sub-indicator 13b	#DIV/0!

No.	Assessment Condition	1	2	3	4	5
		Very Substantially Compliant (5)	Substantially Compliant (4)	Ample (3)	Partly/Not Compliant (2)	Not Compliant (1)
PART 1. COMPLIANCE WITH LEGISLATIVE AND REGULATORY FRAMEWORK						
1	(1) Percentage of public bidding contracts in terms of amount of total procurement	0.91	0.81	0.70	0.50	
2	(2) Percentage of public bidding contracts in terms of volume of total procurement	0.91	0.81	0.70	0.50	
PART 2. Alternative Methods of Procurement						
3	(3) Percentage of awarded contracts in terms of amount of total procurement	0.85	0.65	0.45	0.25	
4	(4) Percentage of awarded contracts in terms of amount of total procurement	0.81	0.61	0.41	0.21	
5	(5) Percentage of Direct Contracting in terms of amount of total procurement	0.81	0.61	0.41	0.21	
6	(6) Percentage of Request Offer Contracts in terms of amount of total procurement	0.81	0.61	0.41	0.21	
7	(7) Percentage of awarded contracts in terms of amount of total procurement	0.81	0.61	0.41	0.21	
8	(8) Preparation of Annual Procurement Plan for Common-Use Supplies and Equipment (APP-CUE) and Procurement of Common-Use Supplies and Equipment from the Procurement Portal	0.81	0.61	0.41	0.21	
PART 3. Competitiveness of the Bidding Process						
9	(9) Average number of bidders who awarded bid/contract documents	1.00	1.00	1.00	1.00	
10	(10) Average number of bidders who submitted bids	1.00	1.00	1.00	1.00	
11	(11) Average number of bidders who opened tender bids	1.00	1.00	1.00	1.00	
12	(12) Bidding period to receive bids	1.00	1.00	1.00	1.00	
PART 4. Agency Material Framework and Management Capacity						
Indicator 4. Review of Procurement Capabilities						
13	(13) Clarity of bids and Agency Capabilities (AAC)	1.00	1.00	1.00	1.00	
14	(14) Existence of a Procurement Management Unit	1.00	1.00	1.00	1.00	
Indicator 5. Procurement Planning and Implementation						
15	(15) APB prepared for all types of procurement	1.00	1.00	1.00	1.00	
16	(16) Use of Philippine Government Electronic Procurement System (PhilGEPS)	1.00	1.00	1.00	1.00	
17	(17) Percentage of bid opportunities posted by the Phil-GEPS-Registered Agency	0.91	0.81	0.71	0.51	
18	(18) Percentage of contract award information posted by the Phil-GEPS-Registered Agency	0.80	0.70	0.60	0.40	
19	(19) Percentage of contract awards received through alternative method posted by the Phil-GEPS-Registered Agency	0.80	0.70	0.60	0.40	
Indicator 6. System for Documentation and Monitoring Procurement Information						
20	(20) Agency of which has provided up-to-date procurement information easily accessible in its tool	1.00	1.00	1.00	1.00	
21	(21) Preparation of Procurement Monitoring Reports using the prescribed format, proper notation to COA, and posting in agency website	1.00	1.00	1.00	1.00	
PART 5. FINANCIAL SOUNDNESS AND MARKET PRACTICES						
Indicator 7. Financial of Procurement Programs						
22	(22) Percentage of total amount of procurement awarded against total amount of approved APB	0.90	0.81	0.71	0.51	
23	(23) Percentage of total number of contracts awarded against total number of procurement activities	0.91	0.81	0.71	0.51	
24	(24) Percentage of total number of contracts awarded within the prescribed period to procure	1.00	0.96	0.90	0.76	
25	(25) Percentage of contracts awarded within the prescribed period to procure	1.00	0.96	0.90	0.76	
26	(26) Percentage of contracts awarded within the prescribed period to procure	1.00	0.96	0.90	0.76	
Indicator 8. Capacity Building for Government Employees and Private Sector Participants						
27	(27) Agency has a system to monitor and address entries on public procurement	1.00	1.00	1.00	1.00	
28	(28) Agency has actively to inform and address entries on public procurement	1.00	1.00	1.00	1.00	
29	(29) Agency has a system for logging and monitoring procurement	1.00	1.00	1.00	1.00	
30	(30) The BAC has a system for logging and monitoring procurement	1.00	1.00	1.00	1.00	
31	(31) The BAC has a system for logging and monitoring procurement	1.00	1.00	1.00	1.00	
32	(32) The BAC has a system for logging and monitoring procurement	1.00	1.00	1.00	1.00	
Indicator 9. Contract Management Practices						
33	(33) Agency has a system for logging and monitoring procurement	1.00	1.00	1.00	1.00	
34	(34) Agency has a system for logging and monitoring procurement	1.00	1.00	1.00	1.00	
35	(35) Agency has a system for logging and monitoring procurement	1.00	1.00	1.00	1.00	
36	(36) Agency has a system for logging and monitoring procurement	1.00	1.00	1.00	1.00	
Indicator 10. Contract Management Practices						
37	(37) Agency has a system for logging and monitoring procurement	1.00	1.00	1.00	1.00	
38	(38) Agency has a system for logging and monitoring procurement	1.00	1.00	1.00	1.00	
39	(39) Agency has a system for logging and monitoring procurement	1.00	1.00	1.00	1.00	
40	(40) Agency has a system for logging and monitoring procurement	1.00	1.00	1.00	1.00	
Indicator 11. Contract Management Practices						
41	(41) Agency has a system for logging and monitoring procurement	1.00	1.00	1.00	1.00	
42	(42) Agency has a system for logging and monitoring procurement	1.00	1.00	1.00	1.00	
43	(43) Agency has a system for logging and monitoring procurement	1.00	1.00	1.00	1.00	
44	(44) Agency has a system for logging and monitoring procurement	1.00	1.00	1.00	1.00	
Indicator 12. Contract Management Practices						
45	(45) Agency has a system for logging and monitoring procurement	1.00	1.00	1.00	1.00	
46	(46) Agency has a system for logging and monitoring procurement	1.00	1.00	1.00	1.00	
47	(47) Agency has a system for logging and monitoring procurement	1.00	1.00	1.00	1.00	
48	(48) Agency has a system for logging and monitoring procurement	1.00	1.00	1.00	1.00	
Indicator 13. Contract Management Practices						
49	(49) Agency has a system for logging and monitoring procurement	1.00	1.00	1.00	1.00	
50	(50) Agency has a system for logging and monitoring procurement	1.00	1.00	1.00	1.00	
Indicator 14. Contract Management Practices						
51	(51) Agency has a system for logging and monitoring procurement	1.00	1.00	1.00	1.00	
52	(52) Agency has a system for logging and monitoring procurement	1.00	1.00	1.00	1.00	
53	(53) Agency has a system for logging and monitoring procurement	1.00	1.00	1.00	1.00	
54	(54) Agency has a system for logging and monitoring procurement	1.00	1.00	1.00	1.00	
Indicator 15. Contract Management Practices						
55	(55) Agency has a system for logging and monitoring procurement	1.00	1.00	1.00	1.00	
56	(56) Agency has a system for logging and monitoring procurement	1.00	1.00	1.00	1.00	
57	(57) Agency has a system for logging and monitoring procurement	1.00	1.00	1.00	1.00	
58	(58) Agency has a system for logging and monitoring procurement	1.00	1.00	1.00	1.00	
Indicator 16. Contract Management Practices						
59	(59) Agency has a system for logging and monitoring procurement	1.00	1.00	1.00	1.00	
60	(60) Agency has a system for logging and monitoring procurement	1.00	1.00	1.00	1.00	
Indicator 17. Contract Management Practices						
61	(61) Agency has a system for logging and monitoring procurement	1.00	1.00	1.00	1.00	
62	(62) Agency has a system for logging and monitoring procurement	1.00	1.00	1.00	1.00	
63	(63) Agency has a system for logging and monitoring procurement	1.00	1.00	1.00	1.00	
64	(64) Agency has a system for logging and monitoring procurement	1.00	1.00	1.00	1.00	
Indicator 18. Contract Management Practices						
65	(65) Agency has a system for logging and monitoring procurement	1.00	1.00	1.00	1.00	
66	(66) Agency has a system for logging and monitoring procurement	1.00	1.00	1.00	1.00	
67	(67) Agency has a system for logging and monitoring procurement	1.00	1.00	1.00	1.00	
68	(68) Agency has a system for logging and monitoring procurement	1.00	1.00	1.00	1.00	
Indicator 19. Contract Management Practices						
69	(69) Agency has a system for logging and monitoring procurement	1.00	1.00	1.00	1.00	
70	(70) Agency has a system for logging and monitoring procurement	1.00	1.00	1.00	1.00	
71	(71) Agency has a system for logging and monitoring procurement	1.00	1.00	1.00	1.00	
72	(72) Agency has a system for logging and monitoring procurement	1.00	1.00	1.00	1.00	
Indicator 20. Contract Management Practices						
73	(73) Agency has a system for logging and monitoring procurement	1.00	1.00	1.00	1.00	
74	(74) Agency has a system for logging and monitoring procurement	1.00	1.00	1.00	1.00	
75	(75) Agency has a system for logging and monitoring procurement	1.00	1.00	1.00	1.00	
76	(76) Agency has a system for logging and monitoring procurement	1.00	1.00	1.00	1.00	
Indicator 21. Contract Management Practices						
77	(77) Agency has a system for logging and monitoring procurement	1.00	1.00	1.00	1.00	
78	(78) Agency has a system for logging and monitoring procurement	1.00	1.00	1.00	1.00	
79	(79) Agency has a system for logging and monitoring procurement	1.00	1.00	1.00	1.00	
80	(80) Agency has a system for logging and monitoring procurement	1.00	1.00	1.00	1.00	

ANNEX B
GOVERNMENT PROCUREMENT POLICY BOARD
CONSOLIDATED PROCUREMENT MONITORING REPORT
(Page 1 of 2)

PABAC

Period Covered: CY _____

	Total Amount of Approved APP	Total Number of Procurement Activities	No. of Contracts Awarded	Total Amount of Contracts Awarded	No. of Failed Biddings	Total No. of Entities who Acquired Bid Docs	Total No. of Bidders who Submitted Bids	Total No. of Bidders who passed Eligibility Stage	No. of Bid Opportunities Posted at PhilGEPS	No. of Contract Award Posted at PhilGEPS
Column 1	Column 2	Column 3	Column 4	Column 5	Column 6	Column 7	Column 8	Column 9	Column 10	Column 11
1. Public Bidding*										
1.1. Goods	778,521,437.40	76	76	722,000,215.20	15	212	151	105	180	76
1.2. Works					0		17	6	27	17
1.3. Consulting Services	2,100,000.00	1	1	2,000,000.00		1	1	1	1	1
Sub-Total	780,621,437.40	77	77	724,000,215.20	15	213	171	112	208	94
2. Alternative Modes										
2.1.1 Shopping (52.1 b above 50K)										
2.1.2 Shopping (Others)										
2.2. Direct Contracting										
2.3. Repeat Order										
2.4. Limited Source Bidding										
2.5.1 Negotiation (Common-Use Supplies)										
2.5.2 Negotiation (TFB 53.1)										
2.5.3 Negotiation (SVP 53.9 above 50K)										
2.5.4 Negotiation (Others)										
Sub-Total	0.00	0	0	0.00					0	0
3. Foreign Funded Procurement**										
3.1. Publicly-Bid										
3.2. Alternative Modes		1	1	0.00						
Sub-Total	0.00	1	1	0.00						
4. Others, specify:										
TOTAL	780,621,437.40	78	78	724,000,215.20						

* Should include foreign-funded publicly-bid projects per procurement type

** All procurement using Foreign Funds excluding National Competitive Bidding (NCB) contracts; conversion to peso will be at BSP rates at the time the bids/quotations were submitted

#DIV/0!

ANNEX B
 GOVERNMENT PROCUREMENT POLICY BOARD
 CONSOLIDATED PROCUREMENT MONITORING REPORT
 (Page 2 of 2)

PABAC

Period Covered: CY _____

	Total No. of Contracts that incurred negative slippage	Total No. of contracts with amendments to order or variation orders	Ave. No. of Days for Approval of Resolution/Issuance of Notice of Award	No. of Contracts with Observers Attending	No. of Contracts with COA Observers Attending	Ave. No. of Days to Resolve Requests for Reconsiderations / Protests	No. of Contracts Awarded within prescribed timeframes
	Column 12	Column 13	Column 14	Column 15	Column 16	Column 17	Column 18
1. Public Bidding**							
1.1. Goods			20/20			7	
1.2. Works							
1.3. Consulting Services							
Sub-Total	0	0	N/A	0	0	7.00	0
2. Alternative Modes							
2.1.1 Shopping (S2.1 b above 50K)							
2.1.2 Shopping (Others)							
2.2. Direct Contracting							
2.3. Repeat Order							
2.4. Limited Source Bidding							
2.5.1 Negotiation (Common-Use Supplies)							
2.5.2 Negotiation (IFB 53.1)							
2.5.3 Negotiation (SVP 53.9 above 50K)							
2.5.4 Negotiation (Others)							
Sub-Total							
3. Foreign Funded Procurement**							
3.1. Publicly Bid							
3.2. Alternative Modes							
Sub-Total							
4. Others, specify:							
TOTAL							

** Should include foreign funded publicly bid projects per procurement type

** All procurement using Foreign Funds excluding National Competitive Bidding (NCB) contracts; conversion to peso will be at BSP rates at the time the bids/quotations were submitted

Designation _____

Designation _____

Designation _____

	Agency Score
Sub-indicator 1a	100.00%
Sub-indicator 1b	98.72%
Sub-indicator 2a	0.00%
Sub-indicator 2b	0.00%
Sub-indicator 2c	0.00%
Sub-indicator 2d	0.00%
Sub-indicator 2e	0.00%
Sub-indicator 3a	2.77
Sub-indicator 3b	2.22
Sub-indicator 3c	1.45
Sub-indicator 6a	270.13%
Sub-indicator 6b	122.08%
Sub-indicator 6c	#DIV/0!
Sub-indicator 8a	92.75%
Sub-indicator 8b	100.00%
Sub-indicator 8c	19.48%
Sub-indicator 9a	0.00%
Sub-indicator 9b	#DIV/0!
Sub-indicator 9c	0.00%
Sub-indicator 13b	0.00%

ANNEX C

APCPI Revised Scoring and Rating System

(12 April 2012)

No.	Assessment Conditions	Poor/Not Compliant (0)	Acceptable (1)	Satisfactory (2)	Very Satisfactory/ Compliant (3)
		0	1	2	3

PILLAR 1. COMPLIANCE WITH LEGISLATIVE AND REGULATORY FRAMEWORK

Indicator 1. Competitive Bidding as Default Procurement Method					
1	(a) Percentage of public bidding contracts in terms of amount of total procurement		0.70	0.81	0.91
2	(b) Percentage of public bidding contracts in terms of volume of total procurement		0.20	0.40	0.50

Indicator 2. Alternative Methods of Procurement

3	(a) Percentage of Shopping contracts in terms of amount of total procurement		0.06	0.05	0.03
4	(b) Percentage of Negotiated Procurement in terms of amount of total procurement		0.12	0.08	0.03
5	(c) Percentage of Direct Contracting in terms of amount of total procurement		0.04	0.03	0.01
6	(d) Percentage of Repeat Order contracts in terms of amount of total procurement		0.04	0.03	0.01
7	(e) Percentage of Limited Source contracts in terms of amount of total procurement		0.04	0.03	0.01
8	(f) Preparation of Annual Procurement Plan for Common-Use Supplies and Equipment (APP-CSE) and Procurement of Common-Use Supplies and Equipment from the Procurement Service	Not Compliant			Compliant

Indicator 3. Competitiveness of the Bidding Process

9	(a) Average number of entities who acquired bidding documents		3	4.00	6.00
---	---	--	---	------	------

10	(b) Average number of bidders who submitted bids		2	3.00	5.00
11	(c) Average number of bidders who passed eligibility stage		1	2.00	3.00
12	(d) Sufficient period to prepare bids	Not Compliant	Partially Compliant	Substantially Compliant	Fully Compliant

PILLAR II. AGENCY INSTITUTIONAL FRAMEWORK AND MANAGEMENT CAPACITY

Indicator 4. Presence of Procurement Organizations

13	(a) Creation of Bids and Awards Committees (BACs)	Not Compliant	Partially Compliant	Substantially Compliant	Fully Compliant
14	(b) Creation of a BAC Secretariat or Procurement Unit	Not Compliant	Partially Compliant	Substantially Compliant	Fully Compliant

Indicator 5. Procurement Planning and Implementation

15	(a) APP is prepared for all types of procurement	Not Compliant			Compliant
----	--	---------------	--	--	-----------

Indicator 6. Use of Philippine Government Electronic Procurement System (PhilGEPs)

16	(a) Percentage of bid opportunities posted by the Phil-GEPs-registered Agency		0.71	0.81	0.91
17	(b) Percentage of contract award information posted by the Phil-GEPs-registered Agency		0.20	0.51	0.80
18	(c) Percentage of contract awards procured through alternative methods posted by the Phil-GEPs-registered Agency		0.20	0.51	0.80

Indicator 7. System for Disseminating and Monitoring Procurement Information

19	(a) Presence of website that provides up-to-date procurement information easily accessible at no cost	Not Compliant	Partially Compliant	Substantially Compliant	Fully Compliant
20	(b) Preparation of Procurement Monitoring Reports using the prescribed format, prompt submission to GPPB, and posting in agency website	Not Compliant	Partially Compliant	Substantially Compliant	Fully Compliant

PILLAR III. PROCUREMENT OPERATIONS AND MARKET PRACTICES

Indicator 8. Efficiency of Procurement Processes

21	(a) Percentage of total amount of procurement awarded against total amount of approved APPs	1.00	0.40	0.61	0.80
22	(b) Percentage of total number of contracts awarded against total number of procurement activities done through public bidding		0.90	0.93	0.95
23	(c) Percentage of failed biddings and total number of procurement activities conducted		0.10	0.08	0.05

Indicator 9: Compliance with Procurement Timeframes

24	(a) Percentage of contracts awarded within the prescribed period to procure goods as indicated in Annex "C" of the IRR		0.90	0.96	1.00
25	(b) Percentage of contracts awarded within the prescribed period to procure infrastructure projects as indicated in Annex "C" of the IRR		0.90	0.96	1.00
26	(c) Percentage of contracts awarded within the prescribed period to procure consulting services as indicated in Annex "C" of the IRR		0.90	0.96	1.00

Indicator 10. Capacity Building for Government Personnel and Private Sector Participants

27	(a) There is a system within the procuring entity to evaluate the performance of procurement personnel	Not Compliant	Partially Compliant	Substantially Compliant	Fully Compliant
28	(b) Percentage of participation of procurement staff in annual procurement training	Less than 60.00% Trained	Between 60.00-75.99% Trained	Between 76.00-90.99% Trained	Between 91.00-100%
29	(c) Agency has activities to inform and update entities on public procurement	Not Compliant			Compliant

Indicator 11. Management of Procurement and Contract Management Records

30	(a) The BAC Secretariat has a system for keeping and maintaining procurement records	Not Compliant	Partially Compliant	Substantially Compliant	Fully Compliant
31	(b) Implementing Units has and is implementing a system for keeping and maintaining contract management records	Not Compliant	Partially Compliant	Substantially Compliant	Fully Compliant

Indicator 12. Contract Management Procedures

32	(a) Agency has well defined procedures and standards for quality control, acceptance and inspection, supervision of works and evaluation of contractors' performance	Not Compliant	Partially Compliant	Substantially Compliant	Fully Compliant
33	(b) Agency complies with the thresholds prescribed for amendment to order, variation orders, advance payment, and slippage in publicly bid contracts.	Not Compliant	Partially Compliant	Substantially Compliant	Fully Compliant
34	(c) Timely payment of procurement contracts	After 45 days	Between 38-45 days	Between 31-37 days	On or before 30 days

PILLAR IV. INTEGRITY AND TRANSPARENCY OF AGENCY PROCUREMENT SYSTEMS

Indicator 13. Observer Participation in Public Bidding

35	(a) Observers are invited to all stages of every public bidding activity	Not Compliant			Compliant
36	(b) Attendance of Observers in public bidding activities		0.70	0.80	0.90

Indicator 14. Internal and External Audit of Procurement Activities

37	(a) Creation and operation of internal audit unit as prescribed by DBM (Circular Letter No. 2008-5, April 14, 2008)	Not Compliant	Partially Compliant	Substantially Compliant	Fully Compliant
38	(b) Agency Action on Prior Year's Audit Recommendations (APYAR) on procurement related transactions	Below 60% compliance	Between 61-70.99% compliance	Between 71-89.99% compliance	Above 90-100% compliance

Indicator 15. Capacity to Handle Procurement Related Complaints

39	(a) The Procuring Entity has an efficient procurement complaints system and has the capacity to comply with procedural requirements	Not Compliant	Partially Compliant	Substantially Compliant	Fully Compliant
Indicator 16. Anti-Corruption Programs Related to Procurement					
40	(a) Agency has a specific anti-corruption program/s related to procurement	Not Compliant	Partially Compliant	Substantially Compliant	Fully Compliant

ANNEX A
GOVERNMENT PROCUREMENT POLICY BOARD
Agency Procurement Compliance and Performance Indicator (APCPI) Self-Assessment Form

Name of Agency: PABAC
 Date of Self Assessment: _____

Name of Evaluator: _____
 Position: _____

No.	Assessment Conditions	Agency Score	APCPI Rating*	Comments/Findings to the Indicators and Subindicators	Supporting Information/Documentation (Not to be Included in the Evaluation Form)
PILLAR I. COMPLIANCE WITH LEGISLATIVE AND REGULATORY FRAMEWORK					
Indicator 1. Competitive Bidding as Default Procurement Method					
1	(a) Percentage of public bidding contracts in terms of amount of total procurement	100.00%	3.00	ongoing data collection/encoding	PMRs
2	(b) Percentage of public bidding contracts in terms of volume of total procurement	98.72%	3.00	ongoing data collection/encoding	PMRs
Indicator 2. Limited Use of Alternative Methods of Procurement					
3	(a) Percentage of Shopping contracts in terms of amount of total procurement	0.00%	3.00	the total percentage for shopping as per app is 15.11% only	PMRs
4	(b) Percentage of Negotiated Procurement in terms of amount of total procurement	0.00%	3.00	29.92% as per app, bulk of negotiated proc was undertaken by other agencies such as PSDBM and PITC	PMRs
5	(c) Percentage of Direct Contracting in terms of amount of total procurement	0.00%	3.00	10.42% as per app	PMRs
6	(d) Percentage of Repeat Order contracts in terms of amount of total procurement	0.00%	3.00		PMRs
7	(e) Percentage of Limited Source contracts in terms of amount of total procurement	0.00%	3.00		PMRs
8	(f) Preparation of Annual Procurement Plan for Common-Use Supplies and Equipment (APP-CSE) and Procurement of Common-Use Supplies and Equipment from the Procurement Service	Compliant	3.00		APP, APP-CSE, PMR
Indicator 3. Competitiveness of the Bidding Process					
9	(a) Average number of entities who acquired bidding documents	2.77	0.00	ongoing data collection/encoding	Agency records and/or PhilGEPS records
10	(b) Average number of bidders who submitted bids	2.22	1.00	ongoing data collection/encoding	Abstract of Bids or other agency records
11	(c) Average number of bidders who passed eligibility stage	1.45	1.00	ongoing data collection/encoding	Abstract of Bids or other agency records
12	(d) Sufficient period to prepare bids	Fully Compliant	3.00		Agency records and/or PhilGEPS records
		Average I	2.42		
PILLAR II. AGENCY INSTITUTIONAL FRAMEWORK AND MANAGEMENT CAPACITY					
Indicator 4. Presence of Procurement Organizations					
13	(a) Creation of Bids and Awards Committee(s)	Fully Compliant	3.00		Verify copy of Order creating BAC; Organizational Chart; and Certification of Training
14	(b) Creation of a BAC Secretariat or Procurement Unit	Fully Compliant	3.00		Verify copy of Order creating BAC Secretariat; Organizational Chart; and Certification of Training
Indicator 5. Procurement Planning and Implementation					
15	(a) APP is prepared for all types of procurement	Compliant	3.00		Copy of APP and its supplements (if any)
Indicator 6. Use of Philippine Government Electronic Procurement System (PhilGEPS)					
16	(a) Percentage of bid opportunities posted by the Phil-GEPS-registered Agency	270.13%	3.00		Agency records and/or PhilGEPS records
17	(b) Percentage of contract award information posted by the Phil-GEPS-registered Agency	122.08%	3.00		Agency records and/or PhilGEPS records
18	(c) Percentage of contract awards procured through alternative methods posted by the Phil-GEPS-registered Agency	#DIV/0!	#DIV/0!		Agency records and/or PhilGEPS records
Indicator 7. System for Disseminating and Monitoring Procurement Information					

GOVERNMENT PROCUREMENT POLICY BOARD
Agency Procurement Compliance and Performance Indicator (APCPI) Self-Assessment Form

Name of Agency: PABAC
 Date of Self Assessment: _____

Name of Evaluator: _____
 Position: _____

No.	Assessment Conditions	Agency Score	APCPI Rating*	Comments/Findings to the Indicators and SubIndicators	Supporting Information/Documentation (Not to be included in the Evaluation Form)
19	(a) Presence of website that provides up-to-date procurement information easily accessible at no cost	Fully Compliant	3.00		Identify specific procurement-related portion in the agency website and specific website links
20	(b) Preparation of Procurement Monitoring Reports using the prescribed format, prompt submission to GPPB, and posting in agency website	Partially Compliant	1.00	APCPI was only introduced recently by the AFPPS	Copy of PMR and received copy that it was submitted to GPPB
		Average II	#DIV/0!		
PILLAR III. PROCUREMENT OPERATIONS AND MARKET PRACTICES					
Indicator 8. Efficiency of Procurement Processes					
21	(a) Percentage of total amount of contracts awarded against total amount of approved APPs	92.75%	3.00		APP (including Supplemental amendments, if any) and PMRs
22	(b) Percentage of total number of contracts awarded against total number of procurement activities done through public bidding	100.00%	3.00	ongoing data collection/encoding	APP (including Supplemental amendments, if any) and PMRs
23	(c) Percentage of failed biddings and total number of procurement activities conducted	19.48%	0.00	ongoing data collection/encoding	APP (including Supplemental Amendments, if any) and PMRs
Indicator 9. Compliance with Procurement Timeframes					
24	(a) Percentage of contracts awarded within prescribed procurement time frames to procure goods as indicated in Annex "C" of the IRR	0.00%	0.00	no data	PMRs
25	(b) Percentage of contracts awarded within prescribed procurement time frames to procure infrastructure projects as indicated in Annex "C" of the IRR	#DIV/0!	#DIV/0!	no data	PMRs
26	(c) Percentage of contracts awarded within prescribed procurement time frames to procure consulting services as indicated in Annex "C" of the IRR	n/a	n/a		PMRs
Indicator 10. Capacity Building for Government Personnel and Private Sector Participants					
27	(a) There is a system within the procuring entity to evaluate the performance of procurement personnel	Not Compliant	0.00	No evaluation conducted	Ask BAC Secretariat Head, verify Office Orders on training of Procurement Staff
28	(b) Percentage of participation of procurement staff in annual procurement training	Less than 60.00% Trained	0.00	No annual training	Ask for copies of Office Orders, training modules, list of participants, schedules of actual training conducted
29	(c) Agency has activities to inform and update entities on public procurement	Not Compliant	0.00	no activities conducted	Ask for copies of documentation of activities for bidders
Indicator 11. Management of Procurement and Contract Management Records					
30	(a) The BAC Secretariat has a system for keeping and maintaining procurement records	Fully Compliant	3.00		Verify actual procurement records and time it took to retrieve records (should be no more than two hours) Refer to Section 4.1 of User's Manual for list of procurement-related documents for record-keeping and maintenance.
31	(b) Implementing Unit has and is implementing a system for keeping and maintaining contract management records	Partially Compliant	1.00	not all implementing are still depending on the records of the BAC Sec	Verify actual contract management records and time it took to retrieve records should be no more than two hours
Indicator 12. Contract Management Procedures					
32	(a) Agency has well defined procedures and standards for quality control, acceptance and inspection, supervision of works and evaluation of contractors' performance	Fully Compliant	3.00		Verify copies of written procedures for quality control, acceptance and inspection; CPES evaluation formsz
33	(b) Agency complies with the thresholds prescribed for amendment to order, variation orders, advance payment, and slippage in publicly bid contracts.	Fully Compliant	3.00		Specific procurement contract with amendment to order, variation order or with negative slippage
34	(c) Timely payment of procurement contracts	After 45 days	0.00	Large nr of signatories and Absence of signatories	Ask Finance or Accounting Head of Agency for average period for the release of payments for procurement contracts

GOVERNMENT PROCUREMENT POLICY BOARD
Agency Procurement Compliance and Performance Indicator (APCPI) Self-Assessment Form

Name of Agency: PABAC
 Date of Self Assessment: _____

Name of Evaluator: _____
 Position: _____

No.	Assessment Conditions	Agency Score	APCPI Rating*	Comments/Findings to the Indicators and Subindicators	Supporting Information/Documentation (Not to be included in the Evaluation Form)
		Average III	#DIV/0!		
PILLAR IV. INTEGRITY AND TRANSPARENCY OF AGENCY PROCUREMENT SYSTEM					
Indicator 13. Observer Participation in Public Bidding					
35	(a) Observers are invited to all stages of every public bidding activity	Compliant	3.00		Verify copies of Invitation Letters to CSOs and professional associations and COA (List and average number of CSOs and PAs invited shall be noted.)
36	(b) Attendance of Observers in public bidding activities	0.70	1.00	lack of interest and no available personnel	PMRs and Abstract of Bids
Indicator 14. Internal and External Audit of Procurement Activities					
37	(a) Creation and operation of internal audit unit as prescribed by DBM (Circular Letter No. 2008-5, April 14, 2008)	Fully Compliant	3.00		Verify copy of Order or show actual organizational chart showing IAU, audit reports, action plans and IAU recommendations
38	(b) Agency Action on Prior Year's Audit Recommendations (APYAR) on procurement related transactions	Above 90-100% compliance	3.00		Verify COA Annual Audit Report on Action on Prior Year's Audit Recommendations
Indicator 15. Capacity to Handle Procurement Related Complaints					
39	(a) The Procuring Entity has an efficient procurement complaints system and has the capacity to comply with procedural requirements.	Fully Compliant	3.00		Verify copies of BAC resolutions on Motion for Reconsiderations, Protests and Complaints; Office Orders adopting measures to address procurement-related complaints
Indicator 16. Anti-Corruption Programs Related to Procurement					
40	(a) Agency has a specific anti-corruption program/s related to procurement	Fully Compliant	3.00		Verify documentation of anti-corruption program
		Average IV	2.67		
GRAND TOTAL (Average I + Average II + Average III + Average IV / 4)			#DIV/0!		

* APCPI Rating is based on the APCPI Rating System found in Annex C of the User's Guide. Please use this rating system for the self-assessment. After completing the assessment, identify those Indicators with ratings of between 0 to 2 and formulate a procurement capacity development plan called the APCPI Action Plan based on the attached format and submit to GPPB for monitoring.

* For sub-indicators that are not applicable to your specific agency, please write the word Not Applicable in the second column and do not put a rating

Summary of APCPI Scores by Pillar

APCPI Pillars	Ideal Rating	Agency Rating
Pillar I: Compliance with Legislative and Regulatory Framework	3.0000	2.42
Pillar II: Agency Institutional Framework and Management Capacity	3.0000	#DIV/0!
Pillar III: Procurement Operations and Market Practices	3.0000	#DIV/0!
Pillar IV: Integrity and Transparency of Agency Procurement Systems	3.0000	2.67
Total (Pillar I+Pillar II+Pillar III+ PillarIV)/4	3.0000	#DIV/0!

Annex D

PROCUREMENT CAPACITY DEVELOPMENT ACTION PLAN TEMPLATE

Agency: _____

Period: _____

Indicators	Key Area for Development	Proposed Actions to Address Key Areas	Responsible Entity	Timetable	Resources Needed
1					
2	Limitation on the use of alternative mode of procurement	Encourage the end-user for the use of public bidding			
3	Least nr of bidders	Conduct orientation to suppliers on army procurement			
7	Reporting system	Conduct training and other related activities on reporting system			
10	Capability and efficiency of personnel	Conduct regular training and refresher course on procurement process and conduct of customer satisfaction survey			
	Ineligible bidders	Conduct orientation on procurement process to prospective suppliers/bidders			
11	Records keeping management system	Direct all implementing unit to ensure proper records keeping			
12	Large nr of signalories with different office locations	One-stop-shop			
13	Lack of nr of attendance	Encourage observers to attend			