

GENERAL HEADQUARTERS
 ARMED FORCES OF THE PHILIPPINES
 ARMED FORCES OF THE PHILIPPINES BIDS AND AWARDS COMMITTEE
 OFFICE OF THE PHILIPPINE ARMY BIDS AND AWARDS COMMITTEE
 Fort Andres Bonifacio, Metro Manila

PABAC RESOLUTION NO. -190-2013

Philippine Army Annual Procurement Plan (PA APP) CY 2014

WHEREAS, the Republic Act No. 9184 and its Revised IRR (Also known as the Government Procurement Reform Act) provides that no government procurement shall be undertaken unless it is in accordance with an approved Annual Procurement Plan (APP);

WHEREAS, the Units submitted their proposed APP CY 2014 amounting to **Six Billion Eight Hundred Thirty-Three Million Four Hundred Fifteen Thousand One Hundred Six Pesos and Fifty Centavos (Php6,833,415,106.50)**;

| UNITS | AMOUNT | UNITS | AMOUNT |
|--------------|----------------|--------------|-------------------------|
| 1ID, PA | 92,180,000.00 | ASR, PA | 32,160,000.00 |
| 2ID, PA | 80,880,000.00 | CMOG, PA | 11,360,000.00 |
| 3ID, PA | 76,340,000.00 | FCPA | 23,000,000.00 |
| 4ID, PA | 74,580,000.00 | APMC | 11,790,700.00 |
| 5ID, PA | 76,680,000.00 | AGSMO | 18,200,000.00 |
| 6ID, PA | 78,660,000.00 | OTIG | 17,060,000.00 |
| 7ID, PA | 80,960,000.00 | MFO | 22,800,000.00 |
| 8ID, PA | 84,680,000.00 | APAO | 10,900,000.00 |
| 9ID, PA | 76,480,000.00 | ASFA | 27,400,000.00 |
| 10ID, PA | 82,180,000.00 | AIA | 12,000,000.00 |
| 51EBde, PA | 23,740,000.00 | ARMO | 28,410,000.00 |
| 52EBde, PA | 20,920,000.00 | OG1, PA | 836,249,529.96 |
| 53EBde, PA | 14,800,000.00 | OG2, PA | 96,642,000.00 |
| SOCOM, PA | 84,700,000.00 | OG3, PA | 192,791,426.59 |
| Mech DIV, PA | 59,720,000.00 | OG4, PA | 3,644,415,419.15 |
| TRADOC, PA | 34,440,000.00 | OG5, PA | 40,519,961.80 |
| AAR, PA | 30,000,000.00 | OG6, PA | 132,427,576.00 |
| ARESCOM, PA | 34,400,000.00 | OG7, PA | 54,671,000.00 |
| ASCOM, PA | 91,620,000.00 | OG8, PA | 226,857,998.00 |
| HHSO, PA | 113,909,300.00 | OG9, PA | 26,630,195.00 |
| ISG, PA | 55,260,000.00 | Total | 6,833,415,106.50 |

WHEREAS, the funds were broken-down as follows:

| Type of Funds | Amount |
|--|-------------------------|
| Capital Outlay | 53,099,000.00 |
| Maintenance and Other Operating Expenses | 6,203,318,034.00 |
| Personnel Services | 576,998,072.50 |
| TOTAL | 6,833,415,106.50 |

WHEREAS, the Personnel Services does not reflect the Pay & Allowances for the personnel of the Philippine Army but only the funds that will be utilized for the procurement of Individual Clothing and Individual Equipment (ICIE);

WHEREAS, as mandated by the above-cited provision of law, the Philippine Army (PA) has submitted its Annual Procurement Plan for CY 2014, a consolidation of the various Project Procurement Management Plans (PPMPs) for each individual project, goods and services as prepared by PA-Wide units consistent with day-to-day operations and crucial to the efficient discharge of government functions;

WHEREAS, the attached PA Annual Procurement Plan for CY 2014 reflects the following data;

| Mode of Procurement | Total Amount | Percentage (%) |
|------------------------|-------------------------|----------------|
| Public Bidding | 2,711,527,618.75 | 39.68% |
| Direct Contracting | 711,926,723.40 | 10.42% |
| Negotiated Procurement | 2,044,845,382.12 | 29.92% |
| Shopping | 1,032,261,121.03 | 15.11% |
| Open | 332,854,261.21 | 4.87% |
| TOTAL | 6,833,415,106.50 | 100.00% |

WHEREAS, GPPB resolution No. 012-2006 dtd 14 June 2006 states that in order to respond to the clamor of government agencies and to provide practical interpretation of sec 52.1b of the IRR-A of R.A 9184, the GPPB resolved to include within the contemplation of "ordinary or regular office supplies" all materials and office supplies which, depending on the procuring entity's mandate and nature of operations, are necessary in the transaction of its official business; and consumed in the day-to-day operations of said procuring entity.

WHEREAS, the PA has regarded the aforementioned items to be procured through Shopping under Sec 52.1b as ordinary or regular office supplies in accordance with its mandate and nature of operations;

WHEREAS, In order to avert the non- procurement of Army requirements that will hamper or stop its operations and endangering national security:

1. All perishable items such as foodstuffs for the operating units, the amount of which does not exceed P500,000.00, shall be categorized as items, requiring immediate purchase during "contingency" and shall be procured through shopping; and

2. All consumable and fast moving items not more than P500,000.00 in value shall be undertaken by PA Procurement Center/Contracting Offices shall be procured through "shopping";

3. All over-the-counter drugs that are less than P500,000.00 in value shall be procured through "shopping";

WHEREAS, the aforementioned goods/items are authorized to be procured through alternative modes provided that the requirement/conditions for the use thereof are complied with;

WHEREAS, the Philippine Army has resorted to the following modes of procurement under Rule XVI, Revised IRR of RA 9184: for goods/items/services authorized to be procured through alternative modes.

Shopping under Sec 52.1:

a) When there is an unforeseen contingency requiring immediate purchase: Provided, however, that the amount shall not exceed P500,000.00; or

b) Procurement of ordinary or regular office supplies and equipment not available in the Procurement Service involving an amount not exceeding Five Hundred Thousand Pesos (P500,000): Provided, however, that the procurement does not result in splitting of contracts, as provided in Sec 54.1 of this IRR; Provided, further, that at least three (3) price quotations from bonafide supplier's shall be obtained.

Negotiated Procurement under Sec 53

53.1. Where there has been failure of public bidding for the second time.

53.2. In case of imminent danger to life or property during a state of calamity, or when time is of the essence arising from natural or man-made calamities or other causes where immediate action is necessary to prevent damage to or loss of life or property, or to restore vital public services, infras facilities and other public utilities.

53.5 Procurement of infrastructure projects, consulting services, and goods from another agency of the GOP, such as the PS-DBM, which is tasked with a centralized procurement of Common-Use Supplies for the GOP in accordance with Letters of Instruction No. 755 and Executive Order No. 359, series of 1989.

53.6. Purchases of goods from another agency of the Government, such as the PS-DBM, which is tasked with a centralized procurement of commonly used Goods for the Government in accordance with Letters of Instruction No.755 and Executive Order No. 359, of 1989.

53.7 Highly Technical Consultants. In the case of individual consultants hired to do work that is (i) highly technical or proprietary; or (ii) primarily confidential or policy determining, where trust and confidence are the primary consideration for the hiring of the consultant: Provided, however, That the term of the individual consultants shall, at the most, be on a six month basis, renewable at the option of the appointing Head of the Procuring Entity, but in no case shall exceed the term of the latter.

53.9 Small value Procurement

Where the procurement does not fall under shopping 52 of this IRR and the amount involved does not exceed the thresholds prescribed in Annex H of this IRR, negotiated procurement may be utilized.

Direct Contracting Under Sec 50a

"Procurement of items of proprietary nature which can be obtained only from the propriety source".

Under Sec 50c:

"Those sold by an exclusive dealer or manufacture which does not have sub-dealers selling at lower prices and for which no suitable substitute can be obtained at more advantageous terms to the GOP"

Para 3.1 of GPPB resolution # 019-2006 dtd 06 Dec '06 – "Water and Electricity Services", the GPPB resolved that water and electricity service providers are granted exclusive franchises to operate within specific territory" and;

Para 3.2.2 if only one service contractor operating within the area shall be done through direct contracting",


WHEREAS, after a thorough review and examination of the logistical requirements, the committee finds it more economical and efficient, as well as for the PA to resort to alternative modes of procurement such as Shopping, Direct Contracting and Negotiated Procurement in implementing said projects in order to achieve its mandate and to provide the troops of timely purchase/s and delivery of goods needed in the completion of the project activities and logistical requirements of PA-Wide units.


WHEREFORE, BE IT RESOLVED AS IT HEREBY RESOLVED: by the members of the Philippine Army Bids and Awards Committee to recommend for the approval of the Commanding General, PA the FY 2014 Philippine Army APP amounting to **Php6,833,415,106.50**;


RESOLVED this at the PABAC Public Bidding Room, Fort Andres Bonifacio, Metro Manila, this DEC 19 2013 of December 2013.



ELMER C. PABALE
Colonel OS (GSC) PA
Chairman


ERNESTO T. LOBENA
Colonel (OS) GSC PA
Provisional Member


JOEL I. ENRILE
Colonel QMS (GSC) PA
Vice Chairman


DANIEL R. DUMALAG
Captain (AGS) PA
Jr Provisional Member


FILEMON P. RADAM JR
Colonel QMS (GSC) PA
Provisional Member


NOEL A. COBALLES
Lieutenant General, AFP
Commanding General

Approved on _____

**HEADQUARTERS
PHILIPPINE ARMY
TECHNICAL WORKING GROUP, PHILIPPINE ARMY
Fort Andres Bonifacio, Metro Manila**

**RESOLUTION NR PA TWG 063-03-12-13
(Philippine Army Annual Procurement Plan CY 2014)**

WHEREAS, the Republic Act No. 9184 and its Revised IRR (Also known as the Government Procurement Reform Act) provides that no government procurement shall be undertaken unless it is accordance with an approved Annual Procurement Plan (APP);

WHEREAS, the Units submitted their proposed APP CY 2014 amounting to **Six Billion Eight Hundred Thirty-Three Million Four Hundred Fifteen Thousand One Hundred Six Pesos and Fifty Centavos (Php6,833,415,106.50)**:

| UNITS | AMOUNT | UNITS | AMOUNT |
|--------------|----------------|--------------|-------------------------|
| 1ID, PA | 92,180,000.00 | ASR, PA | 32,160,000.00 |
| 2ID, PA | 80,880,000.00 | CMOG, PA | 11,360,000.00 |
| 3ID, PA | 76,340,000.00 | FCPA | 23,000,000.00 |
| 4ID, PA | 74,580,000.00 | APMC | 11,790,700.00 |
| 5ID, PA | 76,680,000.00 | AGSMO | 18,200,000.00 |
| 6ID, PA | 78,660,000.00 | OTIG | 17,060,000.00 |
| 7ID, PA | 80,960,000.00 | MFO | 22,800,000.00 |
| 8ID, PA | 84,680,000.00 | APAO | 10,900,000.00 |
| 9ID, PA | 76,480,000.00 | ASPA | 27,400,000.00 |
| 10ID, PA | 82,180,000.00 | AIA | 12,000,000.00 |
| 51EBde, PA | 23,740,000.00 | ARMO | 28,410,000.00 |
| 52EBde, PA | 20,920,000.00 | OG1, PA | 836,249,529.96 |
| 53EBde, PA | 14,800,000.00 | OG2, PA | 96,642,000.00 |
| SOCOM, PA | 84,700,000.00 | OG3, PA | 192,791,426.59 |
| Mech DIV, PA | 59,720,000.00 | OG4, PA | 3,644,415,419.15 |
| TRADOC, PA | 34,440,000.00 | OG5, PA | 40,519,961.80 |
| AAR, PA | 30,000,000.00 | OG6, PA | 132,427,576.00 |
| ARESCOM, PA | 34,400,000.00 | OG7, PA | 54,671,000.00 |
| ASCOM, PA | 91,620,000.00 | OG8, PA | 226,857,998.00 |
| HHSG, PA | 113,909,300.00 | OG9, PA | 26,630,195.00 |
| ISG, PA | 55,260,000.00 | Total | 6,833,415,106.50 |

WHEREAS, the funds were broken-down as follows:

| Type of Funds | Amount |
|--|-------------------------|
| Capital Outlay | 53,099,000.00 |
| Maintenance and Other Operating Expenses | 6,203,318,034.00 |
| Personnel Services | 576,998,072.50 |
| TOTAL | 6,833,415,106.50 |

WHEREAS, the Personnel Services does not reflect the Pay & Allowances for the personnel of the Philippine Army but only the funds that will be utilized for the procurement of Individual Clothing and Individual Equipment (ICIE);

WHEREAS, as mandated by the above-cited provision of law, the Philippine Army (PA) has submitted its Annual Procurement Plan for CY 2014, a consolidation of the various Project Procurement Management Plans (PPMPs) for each individual project, goods and services as prepared by PA-Wide units consistent with day-to-day operations and crucial to the efficient discharge of government functions;

WHEREAS, the attached PA Annual Procurement Plan for CY 2014 reflects the following data;

| Mode of Procurement | Total Amount | Percentage (%) |
|------------------------|-------------------------|----------------|
| Public Bidding | 2,711,527,618.75 | 39.68% |
| Direct Contracting | 711,926,723.40 | 10.42% |
| Negotiated Procurement | 2,044,845,382.12 | 29.92% |
| Shopping | 1,032,261,121.03 | 15.11% |
| Open | 332,854,261.21 | 4.87% |
| TOTAL | 6,833,415,106.50 | 100.00% |

WHEREAS, in GPPB resolution No. 012-2006 dtd 14 June 2006 states that in order to respond to the clamor of government agencies and to provide practical interpretation of sec 52.1b of the IRR-A of R.A 9184, the GPPB resolved to include within the contemplation of "ordinary or regular office supplies" all materials and office supplies which, depending on the procuring entity's mandate and nature of operations, are necessary in the transaction of its official business; and consumed in the day-to-day operations of said procuring entity.

WHEREAS, the PA has regarded the aforementioned items to be procured through Shopping under Sec 52.1b as ordinary or regular office supplies in accordance with its mandate and nature of operations;

WHEREAS, In order to avert the non- procurement of Army requirements that will hamper or stop its operations and endangering national security:

1. All perusable items such as foods stuffs for the operating units, the amount of which does not exceed P500,000.00, shall be categorized as items,

requiring immediate purchase during "contingency" and shall be procured through shopping; and

2. All consumable and fast moving items not more than P500,000.00 in value shall be undertaken by PA Procurement Center/Contracting Offices shall be procured through "shopping";

3. All over- the- counter drugs that are less than P500,000.00 in value shall be procured through "shopping";

WHEREAS, the aforementioned goods/items are authorized to be procured through alternative modes provided that the requirement/conditions for the use thereof are complied with;

WHEREAS, the Philippine Army has resorted to the following modes of procurement under Rule XVI, Revised IRR of RA 9184: for goods/items/services authorized to be procured through alternative modes.

Shopping under Sec 52.1:

a) When there is an unforeseen contingency requiring immediate purchase: Provided, however, that the amount shall not exceed P500,000.00; or

b) Procurement of ordinary or regular office supplies and equipment not available in the Procurement Service involving an amount not exceeding Five Hundred Thousand, Pesos (P500,000): Provided, however, that the procurement does not result in splitting of contracts, as provided in Sec 54.1 of this IRR; Provided, further, that at least three (3) price quotations from bonafide supplier's shall be obtained.

Negotiated Procurement under Sec 53

53.1. Where there has been failure of public bidding for the second time.

53.2. In case of imminent danger to life or property during a state of calamity, or when time is of the essence arising from natural or man-made calamities or other causes where immediate action is necessary to prevent damage to or loss of life or property, or to restore vital public services, infras facilities and other public utilities.

53.5 Procurement of infrastructure projects, consulting services, and goods from another agency of the GOP, such as the PS-DBM, which is tasked with a centralized procurement of Common-Use Supplies for the GOP in accordance with Letters of Instruction No. 755 and Executive Order No. 359, series of 1989.

WHEREFORE, BE IT RESOLVED AS IT HEREBY RESOLVED: that the FY 2013 Philippine Army APP amounting to **Php6,833,415,106.50** be favorably endorsed by PABAC to CGPA for approval;

DEC 12 2013

RESOLVED this _____ by the members of the GHQ Bids and Awards Committee 1 at Camp General Emilio Aguinaldo, Quezon City.

Ramon E. Ruiz

RAMON EVAN T RUIZ
COL CE (GSC) PA
Chairman

Saturnino S. Diaron Jr.

SATURNINO S DIARON JR
MAJ JAGS (PA)
Member - Legal

Geoffrey M. Carandang

GEOFFREY M CARANDANG
MAJ (INF) PA
Vice- Chairman/Financial Analyst

Crisanto G. Prado

CRISANTO G PRADO
MAJ (QMS) PA
Secretary

HEADQUARTERS
PHILIPPINE ARMY
Fort Bonifacio Metro Manila

Annual Procurement Plan for FY 2014 of Program 1

26-Nov-13

| Item No. (A) | PPMP Number (B) | Procurement Program / Project / Activity (C) | Total (E) | Competitive Bidding (1) | Direct Contracting (3) | Shopping (5) | Negotiated Procurement (6) | | | | Open |
|--------------|--------------------|--|------------------|-------------------------|------------------------|----------------|----------------------------|----------------|----------------|----------------|------|
| | | | | | | | 53.5 | 53.6 | 53.7 | 53.9 | |
| | | | | | | | 10 | 11 | 12 | 13 | |
| 1 | 2 | 0 | 4 | 5 | 7 | 9 | 10 | 11 | 12 | 13 | |
| 2 | PPMP NR PA -001-14 | Travel Expenses - Local | 238,645,298.41 | 0.00 | 0.00 | 0.00 | 0.00 | 0.00 | 0.00 | 0.00 | |
| 3 | PPMP NR PA -002-14 | Travel Expenses - Foreign | 33,971,212.80 | 0.00 | 0.00 | 0.00 | 0.00 | 0.00 | 0.00 | 238,645,298.41 | |
| 4 | PPMP NR PA -003-14 | Training Expenses | 229,395,281.81 | 0.00 | 950,000.00 | 39,080,136.80 | 4,054,300.00 | 0.00 | 0.00 | 33,971,212.80 | |
| 5 | PPMP NR PA -004-14 | Scholarship Grants/Expenses | 4,255,000.00 | 0.00 | 4,255,000.00 | 0.00 | 0.00 | 0.00 | 185,310,845.01 | 0.00 | |
| 6 | PPMP NR PA -005-14 | Office Supplies Expenses | 168,538,206.21 | 0.00 | 0.00 | 52,916,320.52 | 80,761,667.83 | 0.00 | 0.00 | 0.00 | |
| 7 | PPMP NR PA -006-14 | Accountable Forms Expenses | 1,820,812.00 | 0.00 | 0.00 | 0.00 | 0.00 | 0.00 | 0.00 | 34,840,317.85 | |
| 9 | PPMP NR PA -008-14 | Animal/Zoological Supplies Expenses | 5,633,000.00 | 0.00 | 0.00 | 1,073,000.00 | 0.00 | 0.00 | 0.00 | 1,820,812.00 | |
| 10 | PPMP NR PA -009-14 | Food Supplies Expenses | 2,184,200.00 | 0.00 | 0.00 | 891,200.00 | 0.00 | 0.00 | 0.00 | 4,560,000.00 | |
| 11 | PPMP NR PA -010-14 | Welfare Goods Expenses | 63,446,466.52 | 0.00 | 0.00 | 51,934,595.52 | 0.00 | 0.00 | 0.00 | 1,293,000.00 | |
| 12 | PPMP NR PA -011-14 | Drugs and Medicines Expenses | 49,798,195.90 | 0.00 | 0.00 | 29,528,141.60 | 4,898,110.40 | 0.00 | 0.00 | 11,511,871.00 | |
| 13 | PPMP NR PA -012-14 | Medical, dental and Laboratory Supplies Expenses | 95,090,347.06 | 31,502,000.00 | 30,000.00 | 13,091,846.30 | 14,357,400.00 | 0.00 | 0.00 | 15,371,943.90 | |
| 14 | PPMP NR PA -013-14 | Fuel, Oil and Lubricants Expenses | 1,215,187,651.16 | 1,214,265,321.16 | 0.00 | 0.00 | 0.00 | 0.00 | 0.00 | 36,109,100.76 | |
| 15 | PPMP NR PA -014-14 | Military, Police and Traffic Supplies Expenses | 1,825,550,318.50 | 1,128,020,592.50 | 0.00 | 216,515,569.50 | 0.00 | 477,554,742.66 | 0.00 | 922,330.00 | |
| 16 | PPMP NR PA -015-14 | Chemical and Filtering Supplies Expenses | 742,000.00 | 0.00 | 0.00 | 554,000.00 | 120,000.00 | 0.00 | 0.00 | 0.00 | |
| 17 | PPMP NR PA -016-14 | Other Supplies and Materials Expenses | 219,650,187.84 | 0.00 | 0.00 | 87,752,778.15 | 19,808,600.96 | 0.00 | 265,600.00 | 68,000.00 | |
| 18 | PPMP NR PA -017-14 | Water Expenses | 175,405,805.96 | 0.00 | 175,230,455.96 | 0.00 | 0.00 | 0.00 | 0.00 | 111,623,208.73 | |
| 19 | PPMP NR PA -018-14 | Electricity Expenses | 301,011,760.80 | 0.00 | 301,011,760.80 | 0.00 | 0.00 | 0.00 | 0.00 | 175,350.00 | |
| 20 | PPMP NR PA -019-14 | Postage and Courier Services | 2,537,408.48 | 0.00 | 106,129.00 | 1,067,300.00 | 0.00 | 0.00 | 0.00 | 0.00 | |
| 21 | PPMP NR PA -020-14 | Mobile Expenses | 70,121,120.10 | 0.00 | 21,629,777.60 | 22,511,620.87 | 14,305,244.33 | 0.00 | 0.00 | 1,363,988.48 | |
| 22 | PPMP NR PA -021-14 | Landline Expenses | 5,242,541.76 | 0.00 | 5,181,709.68 | 42,832.08 | 0.00 | 0.00 | 0.00 | 11,674,477.30 | |
| 23 | PPMP NR PA -022-14 | Internet Subscription Expenses | 14,580,490.00 | 0.00 | 14,079,526.00 | 484,976.00 | 0.00 | 0.00 | 0.00 | 19,000.00 | |
| 24 | PPMP NR PA -023-14 | Cable, Satellite, telegraph and radio Expenses | 24,120,215.96 | 0.00 | 22,795,751.96 | 370,064.00 | 0.00 | 0.00 | 0.00 | 35,998.00 | |
| 25 | PPMP NR PA -024-14 | Awards/Rewards Expenses | 8,398,432.00 | 0.00 | 0.00 | 5,391,932.00 | 0.00 | 0.00 | 0.00 | 0.00 | |
| 26 | PPMP NR PA -025-14 | Prizes | 4,795,050.00 | 0.00 | 0.00 | 922,770.00 | 1,207,000.00 | 0.00 | 0.00 | 2,895,500.00 | |
| 27 | PPMP NR PA -026-14 | Survey Expenses | 5,000,000.00 | 0.00 | 0.00 | 0.00 | 0.00 | 0.00 | 0.00 | 2,655,200.00 | |
| 28 | PPMP NR PA -027-14 | Research, Exploration and Development Expenses | 300,000.00 | 0.00 | 0.00 | 0.00 | 0.00 | 0.00 | 0.00 | 5,000,000.00 | |
| 31 | PPMP NR PA -030-14 | Confidential Expenses | 2,436,930.00 | 0.00 | 0.00 | 0.00 | 0.00 | 0.00 | 0.00 | 0.00 | |
| 32 | PPMP NR PA -031-14 | Intelligence Expenses | 49,363,932.00 | 0.00 | 0.00 | 0.00 | 0.00 | 0.00 | 0.00 | 2,436,930.00 | |
| 33 | PPMP NR PA -032-14 | Extraordinary and Miscellaneous Expenses | 36,000.00 | 0.00 | 0.00 | 0.00 | 0.00 | 0.00 | 0.00 | 0.00 | |
| 34 | PPMP NR PA -033-14 | Legal Services | 2,000,000.00 | 0.00 | 2,000,000.00 | 0.00 | 0.00 | 0.00 | 0.00 | 36,000.00 | |
| 35 | PPMP NR PA -034-14 | Auditing Services | 2,940,000.00 | 0.00 | 0.00 | 140,000.00 | 0.00 | 0.00 | 0.00 | 0.00 | |
| 36 | PPMP NR PA -035-14 | Consultancy Services | 4,764,000.00 | 0.00 | 0.00 | 0.00 | 0.00 | 0.00 | 0.00 | 2,800,000.00 | |
| 37 | PPMP NR PA -036-14 | Other Professional Services | 9,105,513.89 | 0.00 | 7,822,638.89 | 89,500.00 | 0.00 | 4,764,000.00 | 0.00 | 0.00 | |
| 38 | PPMP NR PA -037-14 | Environment/Sanitary Services | 27,000.00 | 0.00 | 0.00 | 20,000.00 | 0.00 | 668,375.00 | 0.00 | 500,000.00 | |
| 39 | PPMP NR PA -038-14 | Janitorial Services | 7,930,000.00 | 5,925,000.00 | 0.00 | 0.00 | 0.00 | 0.00 | 0.00 | 7,000.00 | |
| 40 | PPMP NR PA -039-14 | Other General Services | 556,000.00 | 0.00 | 48,000.00 | 180,000.00 | 0.00 | 0.00 | 0.00 | 1,975,000.00 | |
| 41 | PPMP NR PA -040-14 | Aquaculture Structures | 63,500.00 | 0.00 | 0.00 | 18,500.00 | 0.00 | 0.00 | 0.00 | 328,000.00 | |
| 42 | PPMP NR PA -041-14 | Reforestation Projects | 120,000.00 | 0.00 | 0.00 | 20,000.00 | 0.00 | 0.00 | 0.00 | 35,000.00 | |
| 44 | PPMP NR PA -043-14 | Road Networks | 340,000.00 | 0.00 | 0.00 | 340,000.00 | 0.00 | 0.00 | 0.00 | 100,000.00 | |
| 46 | PPMP NR PA -045-14 | Water Supply Systems | 6,355,853.00 | 0.00 | 0.00 | 458,200.00 | 0.00 | 0.00 | 0.00 | 0.00 | |
| 47 | PPMP NR PA -046-14 | Power Supply Systems | 4,961,800.00 | 0.00 | 10,000.00 | 199,900.00 | 0.00 | 0.00 | 0.00 | 5,897,653.00 | |
| 48 | PPMP NR PA -047-14 | Communication Networks | 189,000.00 | 0.00 | 0.00 | 180,000.00 | 0.00 | 0.00 | 0.00 | 4,751,820.00 | |
| 50 | PPMP NR PA -049-14 | Repair and Maintenance of Parks, plazas, Monuments | 20,000.00 | 0.00 | 0.00 | 0.00 | 0.00 | 0.00 | 0.00 | 28,000.00 | |
| 51 | PPMP NR PA -050-14 | Other Infrastructure Assets | 222,500.00 | 0.00 | 0.00 | 42,500.00 | 0.00 | 0.00 | 0.00 | 0.00 | |
| 52 | PPMP NR PA -051-14 | Repair and Maintenance of Buildings | 60,410,613.82 | 0.00 | 0.00 | 9,470,041.52 | 3,373,530.00 | 0.00 | 0.00 | 180,000.00 | |
| 53 | PPMP NR PA -052-14 | Hospital and Health Centers | 2,005,000.00 | 0.00 | 1,700,000.00 | 0.00 | 0.00 | 0.00 | 0.00 | 43,544,042.30 | |
| 55 | PPMP NR PA -054-14 | Repair and Maintenance of Other Structures | 65,697,914.38 | 2,745,000.00 | 0.00 | 2,030,060.00 | 86,914.16 | 0.00 | 637,000.00 | 305,000.00 | |
| 56 | PPMP NR PA -055-14 | Repair and Maintenance of Machinery | 1,940,046.00 | 0.00 | 0.00 | 719,800.00 | 0.00 | 0.00 | 0.00 | 60,193,943.22 | |
| 57 | PPMP NR PA -056-14 | Repair and Maintenance of Office Equipment | 38,206,345.00 | 0.00 | 120,000.00 | 2,227,624.00 | 938,235.00 | 0.00 | 375,800.00 | 1,220,245.00 | |

| | | | | | | | | | | | |
|----|-------------------|--|-------------------------|-------------------------|-----------------------|-------------------------|-----------------------|-----------------------|----------------------|-------------------------|-----------------------|
| 58 | PPMP NR PA-057-14 | Repair and Maintenance of ICT Equipment | 70,233,530.64 | 0.00 | 0.00 | 6,484,476.00 | 500,000.00 | 0.00 | 0.00 | 63,264,054.64 | 0.00 |
| 59 | PPMP NR PA-058-14 | Repair and Maintenance of Communication Equipment | 95,952,923.02 | 41,038,880.09 | 0.00 | 1,312,600.00 | 0.00 | 0.00 | 0.00 | 53,543,342.93 | 0.00 |
| 60 | PPMP NR PA-061-14 | Repair and Maintenance of Construction and Heavy Equipment | 11,916,200.00 | 0.00 | 0.00 | 0.00 | 0.00 | 0.00 | 0.00 | 11,916,200.00 | 0.00 |
| 61 | PPMP NR PA-062-14 | Repair and Maintenance of Disaster Response and Rescue Equipment | 1,203,900.00 | 0.00 | 0.00 | 728,900.00 | 0.00 | 0.00 | 0.00 | 475,000.00 | 0.00 |
| 62 | PPMP NR PA-063-14 | Repair and Maintenance of Military, Police and Security Equipment | 120,400.00 | 0.00 | 0.00 | 18,000.00 | 0.00 | 0.00 | 0.00 | 102,400.00 | 0.00 |
| 63 | PPMP NR PA-064-14 | Repair and Maintenance of Medical Equipment | 7,147,800.00 | 5,097,000.00 | 0.00 | 291,800.00 | 0.00 | 0.00 | 0.00 | 1,759,000.00 | 0.00 |
| 64 | PPMP NR PA-065-14 | Repair and Maintenance of Printing Equipment | 383,000.00 | 0.00 | 60,000.00 | 98,000.00 | 200,000.00 | 0.00 | 0.00 | 25,000.00 | 0.00 |
| 65 | PPMP NR PA-066-14 | Repair and Maintenance of Sports Equipment | 1,493,369.00 | 0.00 | 0.00 | 456,000.00 | 0.00 | 0.00 | 0.00 | 1,037,369.00 | 0.00 |
| 66 | PPMP NR PA-067-14 | Repair and Maintenance of Technical and Scientific Equipment | 48,500.00 | 0.00 | 0.00 | 12,500.00 | 0.00 | 0.00 | 0.00 | 36,000.00 | 0.00 |
| 67 | PPMP NR PA-068-14 | Repair and Maintenance of Other Machinery and Equipment | 7,280,793.00 | 0.00 | 0.00 | 1,170,900.00 | 0.00 | 0.00 | 0.00 | 6,109,893.00 | 0.00 |
| 68 | PPMP NR PA-069-14 | Repair and Maintenance of Motor Vehicles | 452,950,257.27 | 224,515,925.00 | 29,999,990.81 | 31,460,903.67 | 1,095,000.00 | 0.00 | 0.00 | 165,875,437.79 | 0.00 |
| 69 | PPMP NR PA-070-14 | Repair and Maintenance of Aircrafts and Aircrafts Ground Equipment | 6,927,022.00 | 2,900,000.00 | 0.00 | 0.00 | 0.00 | 0.00 | 0.00 | 4,927,022.00 | 0.00 |
| 70 | PPMP NR PA-071-14 | Repair and Maintenance of Watercrafts | 11,109,900.00 | 0.00 | 0.00 | 193,000.00 | 0.00 | 0.00 | 0.00 | 10,911,900.00 | 0.00 |
| 71 | PPMP NR PA-072-14 | Repair and Maintenance of Other Transportation Equipment | 50,470,000.00 | 30,359,800.00 | 0.00 | 11,461,196.00 | 0.00 | 0.00 | 0.00 | 8,649,004.00 | 0.00 |
| 72 | PPMP NR PA-073-14 | Repairs and Maintenance - Furnitures & Fixtures | 12,943,989.80 | 0.00 | 537,601.80 | 907,262.00 | 40,000.00 | 0.00 | 256,000.00 | 11,203,126.00 | 0.00 |
| 73 | PPMP NR PA-074-14 | Repair and Maintenance of Buildings and Other Structures | 6,112,170.00 | 0.00 | 0.00 | 2,496,660.00 | 0.00 | 0.00 | 0.00 | 3,615,510.00 | 0.00 |
| 74 | PPMP NR PA-075-14 | Repair and Maintenance of Machinery and Equipment | 1,050,353.60 | 0.00 | 0.00 | 58,400.00 | 0.00 | 0.00 | 0.00 | 991,953.60 | 0.00 |
| 75 | PPMP NR PA-076-14 | Repair and Maintenance of Transportation Equipment | 764,700.00 | 0.00 | 0.00 | 60,000.00 | 0.00 | 0.00 | 0.00 | 704,700.00 | 0.00 |
| 76 | PPMP NR PA-077-14 | Other Leased Assets | 4,000.00 | 0.00 | 0.00 | 0.00 | 0.00 | 0.00 | 0.00 | 4,000.00 | 0.00 |
| 77 | PPMP NR PA-078-14 | Land | 8,048,000.00 | 0.00 | 0.00 | 0.00 | 0.00 | 0.00 | 0.00 | 8,048,000.00 | 0.00 |
| 78 | PPMP NR PA-083-14 | Other Heritage Assets | 20,000.00 | 0.00 | 0.00 | 20,000.00 | 0.00 | 0.00 | 0.00 | 0.00 | 0.00 |
| 79 | PPMP NR PA-085-14 | Other Property Plant & Equipment | 641,000.00 | 0.00 | 0.00 | 581,000.00 | 0.00 | 0.00 | 0.00 | 60,000.00 | 0.00 |
| 80 | PPMP NR PA-086-14 | Taxes, Duties and Licenses | 33,436,402.40 | 0.00 | 33,373,702.40 | 7,300.00 | 0.00 | 0.00 | 0.00 | 55,400.00 | 0.00 |
| 81 | PPMP NR PA-087-14 | Fidelity Bond Premiums | 7,085,500.00 | 0.00 | 7,008,000.00 | 65,000.00 | 0.00 | 0.00 | 0.00 | 12,500.00 | 0.00 |
| 82 | PPMP NR PA-088-14 | Insurance Expenses | 35,456,897.99 | 0.00 | 36,456,897.99 | 0.00 | 0.00 | 0.00 | 0.00 | 0.00 | 0.00 |
| 83 | PPMP NR PA-089-14 | Labor and Wages | 12,988,206.00 | 0.00 | 2,686,000.00 | 922,000.00 | 0.00 | 0.00 | 8,579,318.00 | 602,000.00 | 198,888.00 |
| 84 | PPMP NR PA-090-14 | Advertising Expenses | 1,236,700.00 | 0.00 | 8,000.00 | 111,800.00 | 0.00 | 0.00 | 0.00 | 1,116,900.00 | 0.00 |
| 85 | PPMP NR PA-091-14 | Printing and Publication Expenses | 11,651,342.00 | 0.00 | 532,242.00 | 6,772,400.00 | 705,800.00 | 0.00 | 0.00 | 3,640,900.00 | 0.00 |
| 86 | PPMP NR PA-092-14 | Representation Expenses | 375,998,212.84 | 0.00 | 37,026,000.00 | 69,234,981.38 | 76,921,052.23 | 0.00 | 0.00 | 192,816,179.24 | 0.00 |
| 87 | PPMP NR PA-093-14 | Transportation and Delivery Expenses | 40,607,000.00 | 25,000,000.00 | 26,000.00 | 104,500.00 | 0.00 | 0.00 | 0.00 | 15,476,500.00 | 0.00 |
| 88 | PPMP NR PA-094-14 | Rents - Building and Structures | 2,130,000.00 | 0.00 | 96,000.00 | 60,000.00 | 0.00 | 0.00 | 0.00 | 0.00 | 1,974,000.00 |
| 89 | PPMP NR PA-095-14 | Rents - Land | 435,200.00 | 0.00 | 435,200.00 | 0.00 | 0.00 | 0.00 | 0.00 | 0.00 | 0.00 |
| 90 | PPMP NR PA-096-14 | Rents - Motor Vehicles | 775,500.00 | 0.00 | 531,500.00 | 127,000.00 | 0.00 | 0.00 | 0.00 | 117,000.00 | 0.00 |
| 91 | PPMP NR PA-097-14 | Rents - Equipment | 5,517,440.01 | 0.00 | 3,934,360.01 | 560,920.00 | 0.00 | 0.00 | 146,160.00 | 886,000.00 | 0.00 |
| 92 | PPMP NR PA-098-14 | Rents - Living Quarters | 1,435,000.00 | 0.00 | 1,435,000.00 | 0.00 | 0.00 | 0.00 | 0.00 | 0.00 | 0.00 |
| 93 | PPMP NR PA-099-14 | Membership Dues and Contributions to Organizations | 219,500.00 | 0.00 | 40,000.00 | 38,500.00 | 0.00 | 0.00 | 0.00 | 135,000.00 | 6,000.00 |
| 94 | PPMP NR PA-100-14 | Subscription Expenses | 3,369,499.50 | 0.00 | 589,457.50 | 1,368,924.00 | 0.00 | 0.00 | 30,000.00 | 1,380,088.00 | 0.00 |
| 95 | PPMP NR PA-101-14 | Other Maintenance and Operating Expenses | 83,373,248.19 | 1,000,000.00 | 180,000.00 | 25,046,011.24 | 6,920,014.50 | 0.00 | 0.00 | 50,227,222.45 | 0.00 |
| 96 | PPMP NR PA-102-14 | Combat Expense | 278,670,697.88 | 0.00 | 0.00 | 237,938,697.88 | 0.00 | 0.00 | 0.00 | 40,932,000.00 | 0.00 |
| 97 | PPMP NR PA-103-14 | APF | 165,040,000.00 | 0.00 | 0.00 | 91,870,000.00 | 5,000,000.00 | 0.00 | 0.00 | 67,670,000.00 | 1,500,000.00 |
| | | TOTAL | 6,833,415,106.50 | 2,711,527,618.75 | 711,528,723.40 | 1,032,281,121.03 | 235,315,769.41 | 477,554,742.66 | 15,722,253.00 | 1,316,262,617.04 | 332,854,261.21 |

Prepared By

EMMANUEL P PRIVADO
COL/GSC (QMS) PA
AC of S for Logistics G4

Recommend Approval:

ELMER C PASALE
COL OS (GSC) PA
Chairman, PABAC

Approved By:

NOEL A COBALLES
Lieutenant General AFP
Commanding General, PA

| | | | | | | | | | | | | |
|-----|--|-------------------------|-------------------------|-----------------------|-------------------------|-----------------------|-----------------------|----------------------|-------------------------|-----------------------|--------------------------|--------------------------|
| 57 | Repair and Maintenance of Office Equipment | 38,206,345.00 | 0.00 | 120,000.00 | 2,227,824.00 | 938,235.00 | 0.00 | 375,800.00 | 34,544,486.00 | 0.00 | 12 Lots | January to December 2013 |
| 58 | Repair and Maintenance of ICT Equipment | 70,238,530.64 | 0.00 | 0.00 | 6,484,476.00 | 500,000.00 | 0.00 | 0.00 | 63,254,054.64 | 0.00 | 12 Lots | January to December 2013 |
| 61 | Repair and Maintenance of Communication Equipment | 95,952,923.02 | 41,096,980.09 | 0.00 | 1,312,600.00 | 0.00 | 0.00 | 0.00 | 53,543,342.93 | 0.00 | 12 Lots | January to December 2013 |
| 62 | Repair and Maintenance of Construction and Heavy Equipment | 11,916,200.00 | 0.00 | 0.00 | 0.00 | 0.00 | 0.00 | 0.00 | 11,916,200.00 | 0.00 | 12 Lots | January to December 2013 |
| 63 | Repair and Maintenance of Disaster Response and Rescue Equipment | 1,203,900.00 | 0.00 | 0.00 | 728,900.00 | 0.00 | 0.00 | 0.00 | 475,000.00 | 0.00 | 12 Lots | January to December 2013 |
| 64 | Repair and Maintenance of Military, Police and Security Equipment | 120,400.00 | 0.00 | 0.00 | 18,000.00 | 0.00 | 0.00 | 0.00 | 102,400.00 | 0.00 | 12 Lots | January to December 2013 |
| 65 | Repair and Maintenance of Medical Equipment | 7,147,800.00 | 5,097,000.00 | 0.00 | 251,800.00 | 0.00 | 0.00 | 0.00 | 1,759,000.00 | 0.00 | 12 Lots | January to December 2013 |
| 66 | Repair and Maintenance of Printing Equipment | 383,000.00 | 0.00 | 60,000.00 | 98,000.00 | 200,000.00 | 0.00 | 0.00 | 25,000.00 | 0.00 | 12 Lots | January to December 2013 |
| 67 | Repair and Maintenance of Sports Equipment | 1,493,369.00 | 0.00 | 0.00 | 456,000.00 | 0.00 | 0.00 | 0.00 | 1,037,369.00 | 0.00 | 12 Lots | January to December 2013 |
| 68 | Repair and Maintenance of Technical and Scientific Equipment | 48,500.00 | 0.00 | 0.00 | 12,500.00 | 0.00 | 0.00 | 0.00 | 36,000.00 | 0.00 | 12 Lots | January to December 2013 |
| 69 | Repair and Maintenance of Other Machinery and Equipment | 7,280,793.00 | 0.00 | 0.00 | 1,170,900.00 | 0.00 | 0.00 | 0.00 | 6,109,893.00 | 0.00 | 12 Lots | January to December 2013 |
| 70 | Repair and Maintenance of Motor Vehicles | 452,950,257.27 | 224,515,925.00 | 29,999,990.81 | 31,460,903.67 | 1,098,000.00 | 0.00 | 0.00 | 165,875,437.79 | 0.00 | 12 Lots | January to December 2013 |
| 71 | Repair and Maintenance of Aircrafts and Aircrafts Ground Equipment | 6,927,022.00 | 2,000,000.00 | 0.00 | 0.00 | 0.00 | 0.00 | 0.00 | 4,927,022.00 | 0.00 | 12 Lots | January to December 2013 |
| 72 | Repair and Maintenance of Watercrafts | 11,109,900.00 | 0.00 | 0.00 | 198,000.00 | 0.00 | 0.00 | 0.00 | 10,911,900.00 | 0.00 | 12 Lots | January to December 2013 |
| 73 | Repair and Maintenance of Other Transportation Equipment | 50,470,000.00 | 30,359,800.00 | 0.00 | 11,461,196.00 | 0.00 | 0.00 | 0.00 | 8,649,004.00 | 0.00 | 12 Lots | January to December 2013 |
| 74 | Repairs and Maintenance - Furnitures & Fixtures | 12,943,989.80 | 0.00 | 537,601.80 | 907,262.00 | 40,000.00 | 0.00 | 258,000.00 | 11,203,126.00 | 0.00 | 12 Lots | January to December 2013 |
| 75 | Repair and Maintenance of Buildings and Other Structures | 6,112,170.00 | 0.00 | 0.00 | 2,496,660.00 | 0.00 | 0.00 | 0.00 | 3,615,510.00 | 0.00 | 12 Lots | January to December 2013 |
| 76 | Repair and Maintenance of Machinery and Equipment | 1,050,353.60 | 0.00 | 0.00 | 58,400.00 | 0.00 | 0.00 | 0.00 | 991,953.60 | 0.00 | 12 Lots | January to December 2013 |
| 77 | Repair and Maintenance of Transportation Equipment | 764,700.00 | 0.00 | 0.00 | 60,000.00 | 0.00 | 0.00 | 0.00 | 704,700.00 | 0.00 | 12 Lots | January to December 2013 |
| 78 | Other Leased Assets | 4,000.00 | 0.00 | 0.00 | 0.00 | 0.00 | 0.00 | 0.00 | 4,000.00 | 0.00 | 12 Lots | January to December 2013 |
| 79 | Land | 8,048,000.00 | 0.00 | 0.00 | 0.00 | 0.00 | 0.00 | 0.00 | 8,048,000.00 | 0.00 | 12 Lots | January to December 2013 |
| 84 | Other Heritage Assets | 20,000.00 | 0.00 | 0.00 | 20,000.00 | 0.00 | 0.00 | 0.00 | 0.00 | 0.00 | 12 Lots | January to December 2013 |
| 86 | Other Property Plant & Equipment | 641,000.00 | 0.00 | 0.00 | 581,000.00 | 0.00 | 0.00 | 0.00 | 60,000.00 | 0.00 | 12 Lots | January to December 2013 |
| 87 | Taxes, Duties and Licenses | 33,436,402.40 | 0.00 | 33,373,702.40 | 7,300.00 | 0.00 | 0.00 | 0.00 | 55,400.00 | 0.00 | 12 Lots | January to December 2013 |
| 88 | Fidelity Bond Premiums | 7,085,500.00 | 0.00 | 7,008,000.00 | 65,000.00 | 0.00 | 0.00 | 0.00 | 12,500.00 | 0.00 | 12 Lots | January to December 2013 |
| 89 | Insurance Expenses | 36,456,897.99 | 0.00 | 36,456,897.99 | 0.00 | 0.00 | 0.00 | 0.00 | 0.00 | 0.00 | 12 Lots | January to December 2013 |
| 90 | Labor and Wages | 12,988,206.00 | 0.00 | 2,685,000.00 | 922,000.00 | 0.00 | 8,579,318.00 | 602,000.00 | 198,888.00 | 0.00 | 12 Lots | January to December 2013 |
| 91 | Advertising Expenses | 1,236,700.00 | 0.00 | 8,000.00 | 111,800.00 | 0.00 | 0.00 | 1,116,900.00 | 0.00 | 12 Lots | January to December 2013 | |
| 92 | Printing and Publication Expenses | 11,651,342.00 | 0.00 | 532,242.00 | 6,772,400.00 | 705,800.00 | 0.00 | 3,640,900.00 | 0.00 | 12 Lots | January to December 2013 | |
| 93 | Representation Expenses | 375,998,212.84 | 0.00 | 37,026,000.00 | 69,234,981.38 | 76,921,052.23 | 0.00 | 192,816,179.24 | 0.00 | 12 Lots | January to December 2013 | |
| 94 | Transportation and Delivery Expenses | 40,607,000.00 | 25,000,000.00 | 25,000.00 | 104,500.00 | 0.00 | 0.00 | 15,476,500.00 | 0.00 | 12 Lots | January to December 2013 | |
| 95 | Rents - Building and Structures | 2,130,000.00 | 0.00 | 96,000.00 | 60,000.00 | 0.00 | 0.00 | 0.00 | 1,974,000.00 | 0.00 | 12 Lots | January to December 2013 |
| 96 | Rents - Land | 435,200.00 | 0.00 | 435,200.00 | 0.00 | 0.00 | 0.00 | 0.00 | 0.00 | 0.00 | 12 Lots | January to December 2013 |
| 97 | Rents - Motor Vehicles | 775,500.00 | 0.00 | 531,500.00 | 127,000.00 | 0.00 | 0.00 | 117,000.00 | 0.00 | 12 Lots | January to December 2013 | |
| 98 | Rents - Equipment | 5,517,440.01 | 0.00 | 3,934,360.01 | 550,920.00 | 0.00 | 0.00 | 146,160.00 | 886,000.00 | 0.00 | 12 Lots | January to December 2013 |
| 99 | Rents - Living Quarters | 1,435,000.00 | 0.00 | 1,435,000.00 | 0.00 | 0.00 | 0.00 | 0.00 | 0.00 | 0.00 | 12 Lots | January to December 2013 |
| 100 | Membership Dues and Contributions to Organizations | 219,500.00 | 0.00 | 40,000.00 | 38,500.00 | 0.00 | 0.00 | 0.00 | 135,000.00 | 5,000.00 | 12 Lots | January to December 2013 |
| 101 | Subscription Expenses | 3,369,499.50 | 0.00 | 589,487.50 | 1,369,924.00 | 0.00 | 0.00 | 30,000.00 | 1,360,088.00 | 0.00 | 12 Lots | January to December 2013 |
| 102 | Other Maintenance and Operating Expenses | 83,373,248.19 | 1,000,000.00 | 180,000.00 | 25,046,011.24 | 6,920,014.50 | 0.00 | 0.00 | 50,227,222.45 | 0.00 | 12 Lots | January to December 2013 |
| 103 | Combat Expense | 278,870,697.88 | 0.00 | 0.00 | 237,938,697.88 | 0.00 | 0.00 | 0.00 | 40,932,000.00 | 0.00 | 12 Lots | January to December 2013 |
| 104 | APF | 166,040,000.00 | 0.00 | 0.00 | 91,870,000.00 | 5,000,000.00 | 0.00 | 0.00 | 67,670,000.00 | 1,500,000.00 | 12 Lots | January to December 2013 |
| 105 | TOTAL | 6,833,415,105.50 | 2,711,527,618.75 | 711,926,723.40 | 1,032,261,121.03 | 235,315,769.41 | 477,554,742.66 | 15,722,253.00 | 1,316,252,617.04 | 332,854,261.21 | | |
| 106 | PERCENTAGE % | 100.00% | 39.68% | 10.42% | 15.11% | 3.44% | 6.99% | 0.23% | 19.26% | 4.87% | | |

Prepared By

EMMANUEL P PRIVADO
COL GSC (QMS) PA
AC of S for Logistics G4

Recommend Approval:

ELMER C PARALE
COL QS (GSC) PA
Chairman, PASAC

Approved By

NOEL A COBALLES
Lieutenant General AFP
Commanding General, PA

53.6. Purchases of goods from another agency of the Government, such as the PS-DBM, which is tasked with a centralized procurement of commonly used Goods for the Government in accordance with Letters of Instruction No.755 and Executive Order No. 359, of 1989.

53.7 Highly Technical Consultants. In the case of individual consultants hired to do work that is (i) highly technical or proprietary; or (ii) primarily confidential or policy determining, where trust and confidence are the primary consideration for the hiring of the consultant: Provided, however, That the term of the individual consultants shall, at the most, be on a six month basis, renewable at the option of the appointing Head of the Procuring Entity, but in no case shall exceed the term of the latter.

53.9 Small value Procurement

Where the procurement does not fall under shopping 52 of this IRR and the amount involved does not exceed the thresholds prescribed in Annex H of this IRR, negotiated procurement may be utilized.

Direct Contracting Under Sec 50a

"Procurement of items of proprietary nature which can be obtained only from the propriety source".

Under Sec 50c:

"Those sold by an exclusive dealer or manufacture which does not have sub-dealers selling at lower prices and for which no suitable substitute can be obtained at more advantageous terms to the GOP"

Para 3.1 of GPPB resolution # 019-2006 dtd 06 Dec '06 – "Water and Electricity Services", the GPPB resolved that water and electricity service providers are granted exclusive franchises to operate within specific territory" and;

Para 3.2.2 if only one service contractor operating within the area shall be done through direct contracting",

WHEREAS, after a thorough review and examination of the logistical requirements, the committee finds it more economical and efficient, as well as for the PA to resort to alternative modes of procurement such as Shopping, Direct Contracting and Negotiated Procurement in implementing said projects in order to achieve its mandate and to provide the troops of timely purchase/s and delivery of goods needed in the completion of the project activities and logistical requirements of PA-Wide units.

HEADQUARTERS
PHILIPPINE ARMY
Fort Bonifacio Metro Manila

SUMMARY BY MODE OF PROCUREMENT PROGRAM 1

AFP APPROPRIATION

26-Nov-13


| Line Item No. | Activity / Project | Total | Public Bidding (1) | Direct Contracting (3) | Shopping (5) | Negotiated (6) | | | | Open(7) |
|---------------|--------------------|------------------|--------------------|------------------------|----------------|----------------|----------------|--------------|----------------|---------------|
| | | | | | | 53.5 | 53.6 | 53.7 | 53.9 | |
| 1 | 2 | 3 | 4 | 6 | | | | 7 | 9 | |
| 2 | 1ID_PA | 92,180,000.00 | 0.00 | 2,070,720.00 | 63,970,220.00 | 7,133,800.00 | 0.00 | 0.00 | 14,020,900.00 | 4,984,360.00 |
| 3 | 2ID_PA | 80,880,000.00 | 0.00 | 2,110,588.00 | 40,999,952.00 | 14,735,940.00 | 0.00 | 0.00 | 15,483,280.00 | 7,550,240.00 |
| 4 | 3ID_PA | 76,340,000.00 | 0.00 | 1,629,271.72 | 43,368,685.34 | 11,063,814.45 | 0.00 | 42,000.00 | 14,690,277.93 | 5,545,950.56 |
| 5 | 4ID_PA | 74,580,000.00 | 0.00 | 1,353,576.00 | 56,741,796.00 | 1,896,790.00 | 0.00 | 0.00 | 11,770,168.00 | 2,817,760.00 |
| 6 | 5ID_PA | 76,680,000.00 | 0.00 | 1,628,896.00 | 12,810,737.00 | 646,868.00 | 0.00 | 0.00 | 47,316,706.00 | 14,276,793.00 |
| 7 | 6ID_PA | 78,660,000.00 | 0.00 | 2,596,917.38 | 56,355,851.96 | 1,871,638.40 | 0.00 | 288,375.00 | 12,316,666.30 | 5,230,550.96 |
| 8 | 7ID_PA | 80,960,000.00 | 0.00 | 456,680.00 | 52,664,744.00 | 0.00 | 0.00 | 0.00 | 22,069,586.00 | 5,768,990.00 |
| 9 | 8ID_PA | 84,680,000.00 | 0.00 | 2,750,240.00 | 1,889,948.00 | 4,462,800.00 | 0.00 | 108,000.00 | 68,623,312.00 | 6,845,700.00 |
| 10 | 9ID_PA | 76,480,000.00 | 0.00 | 135,000.00 | 48,624,140.00 | 0.00 | 0.00 | 252,000.00 | 23,426,860.00 | 4,042,000.00 |
| 11 | 10ID_PA | 82,180,000.00 | 0.00 | 671,968.00 | 53,006,456.00 | 0.00 | 0.00 | 0.00 | 25,315,064.00 | 3,186,512.00 |
| 12 | 51EBde_PA | 23,740,000.00 | 0.00 | 800,682.80 | 3,033,500.00 | 5,344,488.80 | 0.00 | 0.00 | 11,610,928.40 | 2,950,400.00 |
| 13 | 52EBde_PA | 20,920,000.00 | 0.00 | 283,000.00 | 11,527,400.00 | 0.00 | 0.00 | 0.00 | 7,041,600.00 | 2,068,000.00 |
| 14 | 53EBde_PA | 14,800,000.00 | 0.00 | 160,788.00 | 4,031,500.00 | 1,108,500.00 | 0.00 | 0.00 | 8,065,012.00 | 1,434,200.00 |
| 15 | SOCOM_PA | 84,700,000.00 | 0.00 | 3,842,980.00 | 58,168,065.00 | 0.00 | 0.00 | 0.00 | 14,745,367.00 | 7,943,588.00 |
| 16 | MechDiv_PA | 59,720,000.00 | 0.00 | 699,240.00 | 36,129,450.00 | 4,697,960.00 | 0.00 | 0.00 | 12,352,050.00 | 5,841,300.00 |
| 17 | TRADOC_PA | 34,440,000.00 | 0.00 | 710,440.00 | 17,997,029.52 | 2,253,537.56 | 0.00 | 0.00 | 6,303,817.00 | 7,175,175.92 |
| 18 | AAR_PA | 30,000,000.00 | 0.00 | 208,000.00 | 14,256,800.00 | 2,589,800.00 | 0.00 | 0.00 | 9,001,400.00 | 3,944,000.00 |
| 19 | ARESCOM | 34,400,000.00 | 0.00 | 1,292,521.80 | 3,528,820.34 | 7,355,141.70 | 0.00 | 0.00 | 17,559,017.12 | 4,664,499.04 |
| 20 | ACCOM_PA | 91,620,000.00 | 0.00 | 271,908.00 | 69,605,927.00 | 8,721,000.00 | 0.00 | 0.00 | 10,586,665.00 | 2,434,500.00 |
| 21 | HHSG_PA | 113,909,300.00 | 0.00 | 5,089,948.92 | 15,576,333.00 | 24,970,780.00 | 0.00 | 0.00 | 51,261,436.08 | 17,010,802.00 |
| 22 | ISG_PA | 55,260,000.00 | 0.00 | 989,665.92 | 36,017,950.08 | 2,189,410.00 | 0.00 | 12,000.00 | 11,577,774.00 | 4,473,200.00 |
| 23 | ASR | 32,160,000.00 | 0.00 | 216,060.00 | 5,796,932.00 | 1,661,600.00 | 0.00 | 0.00 | 22,274,008.00 | 2,211,400.00 |
| 24 | CMOG_PA | 11,360,000.00 | 0.00 | 672,260.00 | 3,434,174.00 | 2,767,022.00 | 0.00 | 0.00 | 4,397,484.00 | 89,060.00 |
| 25 | FCPA | 23,000,000.00 | 0.00 | 924,304.00 | 10,000.00 | 3,015,080.00 | 0.00 | 1,878,560.00 | 15,764,556.00 | 1,407,500.00 |
| 26 | APMC | 11,790,700.00 | 0.00 | 130,920.00 | 2,548,600.00 | 2,965,700.00 | 0.00 | 0.00 | 4,347,480.00 | 1,798,000.00 |
| 27 | AGSMO | 18,200,000.00 | 0.00 | 1,314,000.00 | 1,026,500.00 | 4,649,500.00 | 0.00 | 300,000.00 | 9,740,000.00 | 1,170,000.00 |
| 28 | OTIG | 17,060,000.00 | 0.00 | 1,309,200.00 | 145,318.00 | 403,000.00 | 0.00 | 324,000.00 | 5,193,000.00 | 9,685,482.00 |
| 29 | MFO | 22,800,000.00 | 0.00 | 10,432,000.00 | 1,599,000.00 | 3,792,000.00 | 0.00 | 0.00 | 3,439,000.00 | 3,538,000.00 |
| 30 | APAO | 10,900,000.00 | 0.00 | 0.00 | 1,074,100.00 | 1,545,300.00 | 0.00 | 0.00 | 6,468,000.00 | 1,812,600.00 |
| 31 | ASPA | 27,400,000.00 | 0.00 | 1,987,474.36 | 10,187,546.37 | 2,879,227.11 | 0.00 | 5,634,518.00 | 1,711,161.17 | 5,000,073.00 |
| 32 | AIA | 12,000,000.00 | - | 42,000.00 | 285,199.92 | 7,451,114.16 | - | - | - | 4,221,685.92 |
| 33 | ARMO | 28,410,000.00 | 0.00 | 1,720,040.01 | 0.00 | 765,784.75 | 0.00 | 0.00 | 20,713,555.24 | 5,210,620.00 |
| 34 | G1_PA | 836,249,529.96 | 397,895,953.00 | 44,231,326.89 | 231,865,565.50 | 33,724,224.48 | 0.00 | 0.00 | 89,571,553.53 | 38,960,906.56 |
| 35 | G2_PA | 96,642,000.00 | 0.00 | 4,041,000.00 | 4,755,000.00 | 7,711,900.00 | 0.00 | 1,030,000.00 | 28,964,100.00 | 50,140,000.00 |
| 36 | G3_PA | 192,791,426.59 | 3,945,000.00 | 6,490,112.00 | 5,662,765.00 | 0.00 | 0.00 | 0.00 | 158,640,160.14 | 18,053,389.45 |
| 37 | G4_PA | 3,644,415,419.15 | 2,268,589,685.66 | 573,713,665.56 | 12,249,946.00 | 3,856,260.00 | 477,554,742.66 | 320,000.00 | 288,924,165.27 | 19,206,954.00 |
| 38 | G5_PA | 40,519,961.80 | 0.00 | 577,200.00 | 139,600.00 | 13,611,920.00 | 0.00 | 1,584,000.00 | 15,639,229.00 | 8,968,012.80 |
| 39 | G6_PA | 132,427,576.00 | 41,096,980.09 | 26,688,328.04 | 1,500,000.00 | 1,743,000.00 | 0.00 | 0.00 | 59,076,267.87 | 2,323,000.00 |
| 40 | G7_PA | 54,671,000.00 | 0.00 | 920,500.00 | 0.00 | 8,528,825.00 | 0.00 | 3,948,800.00 | 34,412,975.00 | 6,859,900.00 |


| | | | | | | | | | | |
|----|-------|------------------|------------------|----------------|------------------|----------------|----------------|---------------|------------------|----------------|
| 41 | G8_PA | 226,857,998.00 | 0.00 | 5,714,500.00 | 28,858,498.00 | 31,635,295.00 | 0.00 | 0.00 | 131,838,035.00 | 28,811,670.00 |
| 42 | G9_PA | 26,630,195.00 | 0.00 | 1,048,800.00 | 20,817,071.00 | 1,566,838.00 | 0.00 | 0.00 | 0.00 | 3,197,486.00 |
| 43 | TOTAL | 6,833,415,105.50 | 2,711,527,618.75 | 711,926,723.40 | 1,032,261,121.03 | 235,315,769.41 | 477,554,742.66 | 15,722,253.00 | 1,316,252,617.04 | 332,854,261.21 |


Prepared By

Recommend Approval:

Approved By:


 EMMANUEL P. PRIVADO
 COL G&C (QMS) PA
 AC of S for Logistics G4


 ELMER C. PABALE
 COL OS (GSC) PA
 Chairman, PABAC


 NOEL A. COBALLES
 Lieutenant General AFP
 Commanding General, PA

HEADQUARTERS
PHILIPPINE ARMY
Fort andres Bonifacio, Metro Manila

Project Procurement Management Plan

PPMP Nr PA- 001-14

Travel Expenses (Local)

DATE: 26-Nov-13


| Line No | Activity | Amount | Mode of Procurement | qty/siz e | Schedule for Each Procurement Activity | | | | | | | | | | | | REMARKS |
|---------|---------------------------------------|---------------|---------------------|--------------|--|-----|------|-----|-----|-----|-----|-----|-----|-----|-----|-----|---------|
| | | | | | Open | JAN | FEB- | MAR | APR | MAY | JUN | JUL | AUG | SEP | OCT | NOV | |
| 1 | 2 | 3 | 13 | 14 | 15 | 16 | 17 | 18 | 19 | 20 | 21 | 22 | 23 | 24 | 25 | 26 | |
| 2 | Local Travel Expenses for 1ID, PA | 4,984,360.00 | 4,984,360.00 | 24 | 2 | 2 | 2 | 2 | 2 | 2 | 2 | 2 | 2 | 2 | 2 | 2 | |
| 3 | Local Travel Expenses for 2ID, PA | 7,544,240.00 | 7,544,240.00 | 36 | 3 | 3 | 3 | 3 | 3 | 3 | 3 | 3 | 3 | 3 | 3 | 3 | |
| 4 | Local Travel Expenses for 3ID, PA | 5,545,950.56 | 5,545,950.56 | 22 | 2 | 2 | 2 | 2 | 2 | 2 | 2 | 2 | 2 | 2 | 2 | 2 | |
| 5 | Local Travel Expenses for 4ID, PA | 2,817,760.00 | 2,817,760.00 | 12 | 1 | 1 | 1 | 1 | 1 | 1 | 1 | 1 | 1 | 1 | 1 | 1 | |
| 6 | Local Travel Expenses for 5ID, PA | 14,150,793.00 | 14,150,793.00 | 36 | 3 | 3 | 3 | 3 | 3 | 3 | 3 | 3 | 3 | 3 | 3 | 3 | |
| 7 | Local Travel Expenses for 6ID, PA | 5,230,550.96 | 5,230,550.96 | 12 | 1 | 1 | 1 | 1 | 1 | 1 | 1 | 1 | 1 | 1 | 1 | 1 | |
| 8 | Local Travel Expenses for 7ID, PA | 5,768,990.00 | 5,768,990.00 | 12 | 1 | 1 | 1 | 1 | 1 | 1 | 1 | 1 | 1 | 1 | 1 | 1 | |
| 9 | Local Travel Expenses for 8ID, PA | 4,972,700.00 | 4,972,700.00 | 12 | 1 | 1 | 1 | 1 | 1 | 1 | 1 | 1 | 1 | 1 | 1 | 1 | |
| 10 | Local Travel Expenses for 9ID, PA | 4,042,000.00 | 4,042,000.00 | 12 | 1 | 1 | 1 | 1 | 1 | 1 | 1 | 1 | 1 | 1 | 1 | 1 | |
| 11 | Local Travel Expenses for 10ID, PA | 3,186,512.00 | 3,186,512.00 | 12 | 1 | 1 | 1 | 1 | 1 | 1 | 1 | 1 | 1 | 1 | 1 | 1 | |
| 12 | Local Travel Expenses for 51EBde, PA | 2,950,400.00 | 2,950,400.00 | 12 | 1 | 1 | 1 | 1 | 1 | 1 | 1 | 1 | 1 | 1 | 1 | 1 | |
| 13 | Local Travel Expenses for 52EBde, PA | 2,068,000.00 | 2,068,000.00 | 12 | 1 | 1 | 1 | 1 | 1 | 1 | 1 | 1 | 1 | 1 | 1 | 1 | |
| 14 | Local Travel Expenses for 53EBde, PA | 1,434,200.00 | 1,434,200.00 | 12 | 1 | 1 | 1 | 1 | 1 | 1 | 1 | 1 | 1 | 1 | 1 | 1 | |
| 17 | Local Travel Expenses for SOCOM, PA | 7,943,588.00 | 7,943,588.00 | 12 | 1 | 1 | 1 | 1 | 1 | 1 | 1 | 1 | 1 | 1 | 1 | 1 | |
| 18 | Local Travel Expenses for MID, PA | 5,841,300.00 | 5,841,300.00 | 12 | 1 | 1 | 1 | 1 | 1 | 1 | 1 | 1 | 1 | 1 | 1 | 1 | |
| 19 | Local Travel Expenses for TRADOC, PA | 7,175,175.92 | 7,175,175.92 | 12 | 1 | 1 | 1 | 1 | 1 | 1 | 1 | 1 | 1 | 1 | 1 | 1 | |
| 20 | Local Travel Expenses for AAR, PA | 3,944,000.00 | 3,944,000.00 | 12 | 1 | 1 | 1 | 1 | 1 | 1 | 1 | 1 | 1 | 1 | 1 | 1 | |
| 21 | Local Travel Expenses for ARESCOM, PA | 4,664,499.04 | 4,664,499.04 | 12 | 1 | 1 | 1 | 1 | 1 | 1 | 1 | 1 | 1 | 1 | 1 | 1 | |
| 22 | Local Travel Expenses for ASCOM, PA | 2,434,500.00 | 2,434,500.00 | 12 | 1 | 1 | 1 | 1 | 1 | 1 | 1 | 1 | 1 | 1 | 1 | 1 | |
| 23 | Local Travel Expenses for HHSG, PA | 9,335,940.00 | 9,335,940.00 | 0 | | | | | | | | | | | | | |
| 24 | Local Travel Expenses for ISG, PA | 2,499,200.00 | 2,499,200.00 | 12 | 1 | 1 | 1 | 1 | 1 | 1 | 1 | 1 | 1 | 1 | 1 | 1 | |
| 25 | Local Travel Expenses for ASR, PA | 2,211,400.00 | 2,211,400.00 | 12 | 1 | 1 | 1 | 1 | 1 | 1 | 1 | 1 | 1 | 1 | 1 | 1 | |
| 26 | Local Travel Expenses for CMOG, PA | 89,060.00 | 89,060.00 | 12 | 1 | 1 | 1 | 1 | 1 | 1 | 1 | 1 | 1 | 1 | 1 | 1 | |
| 27 | Local Travel Expenses for FCPA | 1,397,500.00 | 1,397,500.00 | 12 | 1 | 1 | 1 | 1 | 1 | 1 | 1 | 1 | 1 | 1 | 1 | 1 | |
| 28 | Local Travel Expenses for APMC | 1,798,000.00 | 1,798,000.00 | 12 | 1 | 1 | 1 | 1 | 1 | 1 | 1 | 1 | 1 | 1 | 1 | 1 | |
| 29 | Local Travel Expenses for AGSMO, PA | 1,170,000.00 | 1,170,000.00 | 12 | 1 | 1 | 1 | 1 | 1 | 1 | 1 | 1 | 1 | 1 | 1 | 1 | |
| 30 | Local Travel Expenses for OTIG | 9,685,482.00 | 9,685,482.00 | 36 | 3 | 3 | 3 | 3 | 3 | 3 | 3 | 3 | 3 | 3 | 3 | 3 | |
| 31 | Local Travel Expenses for MFO | 3,538,000.00 | 3,538,000.00 | 12 | 1 | 1 | 1 | 1 | 1 | 1 | 1 | 1 | 1 | 1 | 1 | 1 | |
| 32 | Local Travel Expenses for APAO | 1,812,600.00 | 1,812,600.00 | 12 | 1 | 1 | 1 | 1 | 1 | 1 | 1 | 1 | 1 | 1 | 1 | 1 | |

| | | | | | | | | | | | | | | | | | |
|----|----------------------------------|-----------------------|-----------------------|-----|----|----|----|----|----|----|----|----|----|----|----|----|--|
| 33 | Local Travel Expenses for ASPA | 1,926,185.00 | 1,926,185.00 | 12 | 1 | 1 | 1 | 1 | 1 | 1 | 1 | 1 | 1 | 1 | 1 | 1 | |
| 34 | Local Travel Expenses for AIA | 4,221,685.92 | 4,221,685.92 | 12 | 1 | 1 | 1 | 1 | 1 | 1 | 1 | 1 | 1 | 1 | 1 | 1 | |
| 35 | Local Travel Expenses for ARMO | 5,210,620.00 | 5,210,620.00 | 12 | 1 | 1 | 1 | 1 | 1 | 1 | 1 | 1 | 1 | 1 | 1 | 1 | |
| 36 | Local Travel Expenses for G1, PA | 38,936,906.56 | 38,936,906.56 | 120 | 10 | 10 | 10 | 10 | 10 | 10 | 10 | 10 | 10 | 10 | 10 | 10 | |
| 37 | Local Travel Expenses for G2, PA | 4,020,800.00 | 4,020,800.00 | 12 | 1 | 1 | 1 | 1 | 1 | 1 | 1 | 1 | 1 | 1 | 1 | 1 | |
| 38 | Local Travel Expenses for G3, PA | 18,053,389.45 | 18,053,389.45 | 48 | 4 | 4 | 4 | 4 | 4 | 4 | 4 | 4 | 4 | 4 | 4 | 4 | |
| 39 | Local Travel Expenses for G4, PA | 11,151,954.00 | 11,151,954.00 | 36 | 3 | 3 | 3 | 3 | 3 | 3 | 3 | 3 | 3 | 3 | 3 | 3 | |
| 40 | Local Travel Expenses for G5, PA | 570,000.00 | 570,000.00 | 12 | 1 | 1 | 1 | 1 | 1 | 1 | 1 | 1 | 1 | 1 | 1 | 1 | |
| 41 | Local Travel Expenses for G6, PA | 673,000.00 | 673,000.00 | 12 | 1 | 1 | 1 | 1 | 1 | 1 | 1 | 1 | 1 | 1 | 1 | 1 | |
| 42 | Local Travel Expenses for G7, PA | 6,859,900.00 | 6,859,900.00 | 36 | 3 | 3 | 3 | 3 | 3 | 3 | 3 | 3 | 3 | 3 | 3 | 3 | |
| 43 | Local Travel Expenses for G8, PA | 13,861,670.00 | 13,861,670.00 | 48 | 4 | 4 | 4 | 4 | 4 | 4 | 4 | 4 | 4 | 4 | 4 | 4 | |
| 44 | Local Travel Expenses for G9, PA | 2,922,486.00 | 2,922,486.00 | 12 | 1 | 1 | 1 | 1 | 1 | 1 | 1 | 1 | 1 | 1 | 1 | 1 | |
| 45 | TOTAL | 238,645,298.41 | 238,645,298.41 | | | | | | | | | | | | | | |

Prepared By:

EMMANUEL P PRIVADO
 COL GSC (QMS) PA
 AC of S for Logistics G4

Approved By:


 NOEL A COBALLES
 Lieutenant General AFP
 Commanding General, PA

HEADQUARTERS
PHILIPPINE ARMY
Fort andres Bonifacio, Metro Manila

Project Procurement Management Plan

PPMP Nr PA- 002-14

Travel Expenses (Foreign)


DATE: 26-Nov-13

| Line No | Activity | Amount | Mode of Procurement | qty/size | Schedule for Each Procurement Activity | | | | | | | | | | | | REMARKS |
|---------|----------------------------------|----------------------|----------------------|----------|--|-----|-----|-----|-----|-----|-----|-----|-----|-----|-----|-----|---------|
| | | | | | Open | JAN | FEB | MAR | APR | MAY | JUN | JUL | AUG | SEP | OCT | NOV | |
| 1 | 2 | 3 | 13 | 14 | 15 | 16 | 17 | 18 | 19 | 20 | 21 | 22 | 23 | 24 | 25 | 26 | 27 |
| 36 | Local Travel Expenses for G1, PA | 24,000.00 | 24,000.00 | 1 | | 1 | | | | | | | | | | | |
| 37 | Local Travel Expenses for G2, PA | 2,119,200.00 | 2,119,200.00 | 6 | 1 | | | 1 | 1 | | 1 | | | 1 | 1 | | |
| 38 | Local Travel Expenses for G3, PA | - | | 0 | | | | | | | | | | | | | |
| 39 | Local Travel Expenses for G4, PA | 8,055,000.00 | 8,055,000.00 | 24 | 2 | 2 | 2 | 2 | 2 | 2 | 2 | 2 | 2 | 2 | 2 | 2 | 2 |
| 40 | Local Travel Expenses for G5, PA | 8,398,012.80 | 8,398,012.80 | 24 | 2 | 2 | 2 | 2 | 2 | 2 | 2 | 2 | 2 | 2 | 2 | 2 | 2 |
| 41 | Local Travel Expenses for G6, PA | 150,000.00 | 150,000.00 | 2 | | 1 | | | | 1 | | | | | | | |
| 43 | Local Travel Expenses for G8, PA | 14,950,000.00 | 14,950,000.00 | 36 | 3 | 3 | 3 | 3 | 3 | 3 | 3 | 3 | 3 | 3 | 3 | 3 | 3 |
| 44 | Local Travel Expenses for G9, PA | 275,000.00 | 275,000.00 | 4 | | 1 | | 1 | | | | 1 | | | 1 | | |
| 45 | TOTAL | 33,971,212.80 | 33,971,212.80 | | | | | | | | | | | | | | |

Prepared By:

EMMANUEL P PRIVADO
COL GSC (QMS) PA
AC of S for Logistics G4

Approved By:


NOEL A COBALLES
Lieutenant General AFP
Commanding General, PA

HEADQUARTERS
PHILIPPINE ARMY
Fort andres Bonifacio, Metro Manila

Project Procurement Management Plan

PPMP Nr PA- 003-14


Training Expenses

DATE 26-Nov-13


| Line No | Activity | Amount | Mode of Procurement | | | | qty/si ze | Schedule for Each Procurement Activity | | | | | | | | | | | | REMARKS | | | |
|---------|------------------------------|---------------|------------------------|--------------|----------------------------|---------------|---|--|-----|-----|-----|-----|-----|-----|-----|-----|-----|-----|-----|---------|----|----|----|
| | | | Direct Contracting (3) | Shopping (5) | Negotiated Procurement (6) | | | JAN | FEB | MAR | APR | MAY | JUN | JUL | AUG | SEP | OCT | NOV | DEC | | | | |
| | | | | | 53.5 | 53.9 | | | | | | | | | | | | | | | 15 | 16 | 17 |
| 1 | 2 | 3 | 6 | 8 | 9 | 12 | Direct Contracting/Shopping/Negotiated - Schedule Procurement | | | | | | | | | | | | | | | | |
| 2 | Training Expenses 1ID, PA | 2,485,100.00 | - | 2,485,100.00 | - | - | 12 | 1 | 1 | 1 | 1 | 1 | 1 | 1 | 1 | 1 | 1 | 1 | 1 | 1 | 1 | 1 | |
| 3 | Training Expenses 2ID, PA | 1,962,160.00 | - | 1,962,160.00 | - | - | 12 | 1 | 1 | 1 | 1 | 1 | 1 | 1 | 1 | 1 | 1 | 1 | 1 | 1 | 1 | 1 | |
| 4 | Training Expenses 3ID, PA | 1,506,147.00 | - | - | - | 1,506,147.00 | 12 | 1 | 1 | 1 | 1 | 1 | 1 | 1 | 1 | 1 | 1 | 1 | 1 | 1 | 1 | 1 | |
| 5 | Training Expenses 4ID, PA | 1,701,300.00 | - | 1,701,300.00 | - | - | 12 | 1 | 1 | 1 | 1 | 1 | 1 | 1 | 1 | 1 | 1 | 1 | 1 | 1 | 1 | 1 | |
| 6 | Training Expenses 5ID, PA | 1,781,755.00 | - | 1,781,755.00 | - | - | 12 | 1 | 1 | 1 | 1 | 1 | 1 | 1 | 1 | 1 | 1 | 1 | 1 | 1 | 1 | 1 | |
| 7 | Training Expenses 6ID, PA | 3,659,625.20 | - | 3,659,625.20 | - | - | 12 | 1 | 1 | 1 | 1 | 1 | 1 | 1 | 1 | 1 | 1 | 1 | 1 | 1 | 1 | 1 | |
| 8 | Training Expenses 7ID, PA | 3,793,288.00 | - | 3,793,288.00 | - | - | 12 | 1 | 1 | 1 | 1 | 1 | 1 | 1 | 1 | 1 | 1 | 1 | 1 | 1 | 1 | 1 | |
| 9 | Training Expenses 8ID, PA | 1,631,948.00 | - | 1,631,948.00 | - | - | 12 | 1 | 1 | 1 | 1 | 1 | 1 | 1 | 1 | 1 | 1 | 1 | 1 | 1 | 1 | 1 | |
| 10 | Training Expenses 9ID, PA | 1,688,900.00 | - | - | - | 1,688,900.00 | 12 | 1 | 1 | 1 | 1 | 1 | 1 | 1 | 1 | 1 | 1 | 1 | 1 | 1 | 1 | 1 | |
| 11 | Training Expenses 10ID, PA | 2,097,500.00 | - | - | - | 2,097,500.00 | 12 | 1 | 1 | 1 | 1 | 1 | 1 | 1 | 1 | 1 | 1 | 1 | 1 | 1 | 1 | 1 | |
| 12 | Training Expenses 51EBde, PA | 642,580.00 | - | - | - | 642,580.00 | 12 | 1 | 1 | 1 | 1 | 1 | 1 | 1 | 1 | 1 | 1 | 1 | 1 | 1 | 1 | 1 | |
| 13 | Training Expenses 52EBde, PA | 562,000.00 | - | - | - | 562,000.00 | 12 | 1 | 1 | 1 | 1 | 1 | 1 | 1 | 1 | 1 | 1 | 1 | 1 | 1 | 1 | 1 | |
| 14 | Training Expenses 53EBde, PA | 408,300.00 | - | - | 408,300.00 | - | 12 | 1 | 1 | 1 | 1 | 1 | 1 | 1 | 1 | 1 | 1 | 1 | 1 | 1 | 1 | 1 | |
| 17 | Training Expenses SOCOM, PA | 4,466,760.00 | - | 4,466,760.00 | - | - | 12 | 1 | 1 | 1 | 1 | 1 | 1 | 1 | 1 | 1 | 1 | 1 | 1 | 1 | 1 | 1 | |
| 18 | Training Expenses MID, PA | 2,093,620.00 | - | 1,667,620.00 | 426,000.00 | - | 12 | 1 | 1 | 1 | 1 | 1 | 1 | 1 | 1 | 1 | 1 | 1 | 1 | 1 | 1 | 1 | |
| 19 | Training Expenses TRADOC, PA | 726,820.00 | - | 726,820.00 | - | - | 12 | 1 | 1 | 1 | 1 | 1 | 1 | 1 | 1 | 1 | 1 | 1 | 1 | 1 | 1 | 1 | |
| 20 | Training Expenses AAR, PA | 1,281,140.00 | - | 141,640.00 | 124,000.00 | 1,015,500.00 | 12 | 1 | 1 | 1 | 1 | 1 | 1 | 1 | 1 | 1 | 1 | 1 | 1 | 1 | 1 | 1 | |
| 21 | Training Expenses ARESCOM, P | 692,616.00 | - | 692,616.00 | - | - | 12 | 1 | 1 | 1 | 1 | 1 | 1 | 1 | 1 | 1 | 1 | 1 | 1 | 1 | 1 | 1 | |
| 22 | Training Expenses ASCOM, PA | 2,152,020.00 | - | 2,152,020.00 | - | - | 12 | 1 | 1 | 1 | 1 | 1 | 1 | 1 | 1 | 1 | 1 | 1 | 1 | 1 | 1 | 1 | |
| 23 | Training Expenses HHSG, PA | 2,800,000.00 | - | 683,000.00 | 556,000.00 | 1,561,000.00 | 12 | 1 | 1 | 1 | 1 | 1 | 1 | 1 | 1 | 1 | 1 | 1 | 1 | 1 | 1 | 1 | |
| 24 | Training Expenses ISG, PA | 1,437,366.60 | - | 1,437,366.60 | - | - | 12 | 1 | 1 | 1 | 1 | 1 | 1 | 1 | 1 | 1 | 1 | 1 | 1 | 1 | 1 | 1 | |
| 25 | Training Expenses ASR, PA | 1,504,600.00 | - | 60,000.00 | - | 1,444,600.00 | 12 | 1 | 1 | 1 | 1 | 1 | 1 | 1 | 1 | 1 | 1 | 1 | 1 | 1 | 1 | 1 | |
| 26 | Training Expenses CMOG, PA | 302,000.00 | - | - | - | 302,000.00 | 12 | 1 | 1 | 1 | 1 | 1 | 1 | 1 | 1 | 1 | 1 | 1 | 1 | 1 | 1 | 1 | |
| 27 | Training Expenses FCPA | 72,000.00 | - | - | - | 72,000.00 | 12 | 1 | 1 | 1 | 1 | 1 | 1 | 1 | 1 | 1 | 1 | 1 | 1 | 1 | 1 | 1 | |
| 28 | Training Expenses APMC | 60,000.00 | - | 60,000.00 | - | - | 12 | 1 | 1 | 1 | 1 | 1 | 1 | 1 | 1 | 1 | 1 | 1 | 1 | 1 | 1 | 1 | |
| 29 | Training Expenses AGSMO, PA | 3,880,000.00 | - | - | - | 3,880,000.00 | 12 | 1 | 1 | 1 | 1 | 1 | 1 | 1 | 1 | 1 | 1 | 1 | 1 | 1 | 1 | 1 | |
| 30 | Training Expenses OTIG | 244,518.00 | - | 65,318.00 | - | 179,200.00 | 12 | 1 | 1 | 1 | 1 | 1 | 1 | 1 | 1 | 1 | 1 | 1 | 1 | 1 | 1 | 1 | |
| 31 | Training Expenses MFO | 1,801,000.00 | 950,000.00 | 401,000.00 | - | 450,000.00 | 12 | 1 | 1 | 1 | 1 | 1 | 1 | 1 | 1 | 1 | 1 | 1 | 1 | 1 | 1 | 1 | |
| 32 | Training Expenses APAO | 120,000.00 | - | 120,000.00 | - | - | 12 | 1 | 1 | 1 | 1 | 1 | 1 | 1 | 1 | 1 | 1 | 1 | 1 | 1 | 1 | 1 | |
| 33 | Training Expenses ASPA | 512,200.00 | - | 512,200.00 | - | - | 12 | 1 | 1 | 1 | 1 | 1 | 1 | 1 | 1 | 1 | 1 | 1 | 1 | 1 | 1 | 1 | |
| 34 | Training Expenses AIA | 350,000.00 | - | - | 350,000.00 | - | 12 | 1 | 1 | 1 | 1 | 1 | 1 | 1 | 1 | 1 | 1 | 1 | 1 | 1 | 1 | 1 | |
| 35 | Training Expenses ARMO | 9,137,780.01 | - | - | - | 9,137,780.01 | 24 | 2 | 2 | 2 | 2 | 2 | 2 | 2 | 2 | 2 | 2 | 2 | 2 | 2 | 2 | 2 | |
| 36 | Training Expenses G1, PA | 23,717,043.00 | - | - | - | 23,717,043.00 | 60 | 5 | 5 | 5 | 5 | 5 | 5 | 5 | 5 | 5 | 5 | 5 | 5 | 5 | 5 | 5 | |
| 38 | Training Expenses G3, PA | 15,892,965.00 | - | - | - | 15,892,965.00 | 48 | 4 | 4 | 4 | 4 | 4 | 4 | 4 | 4 | 4 | 4 | 4 | 4 | 4 | 4 | 4 | |
| 39 | Training Expenses G4, PA | 2,219,740.00 | - | 55,000.00 | - | 2,164,740.00 | 12 | 1 | 1 | 1 | 1 | 1 | 1 | 1 | 1 | 1 | 1 | 1 | 1 | 1 | 1 | 1 | |
| 40 | Training Expenses G5, PA | 4,725,000.00 | - | - | 1,200,000.00 | 3,525,000.00 | 12 | 1 | 1 | 1 | 1 | 1 | 1 | 1 | 1 | 1 | 1 | 1 | 1 | 1 | 1 | 1 | |
| 41 | Training Expenses G6, PA | 990,000.00 | - | - | 990,000.00 | - | 12 | 1 | 1 | 1 | 1 | 1 | 1 | 1 | 1 | 1 | 1 | 1 | 1 | 1 | 1 | 1 | |
| 42 | Training Expenses G7, PA | 6,549,650.00 | - | - | - | 6,549,650.00 | 24 | 2 | 2 | 2 | 2 | 2 | 2 | 2 | 2 | 2 | 2 | 2 | 2 | 2 | 2 | 2 | |

| | | | | | | | | | | | | | | | | | | | |
|----|-------------------|--------|----------------|------------|---------------|--------------|----------------|-----|----|----|----|----|----|----|----|----|----|----|----|
| 43 | Training Expenses | G8, PA | 108,922,240.00 | - | - | - | 108,922,240.00 | 240 | 20 | 20 | 20 | 20 | 20 | 20 | 20 | 20 | 20 | 20 | 20 |
| 44 | Training Expenses | G9, PA | 8,823,600.00 | - | 8,823,600.00 | - | - | 24 | 2 | 2 | 2 | 2 | 2 | 2 | 2 | 2 | 2 | 2 | 2 |
| 45 | TOTAL | | 229,395,281.81 | 950,000.00 | 39,080,136.80 | 4,054,300.00 | 185,310,845.01 | | | | | | | | | | | | |

Prepared By:


 EMMANUEL P PRIVADO
 COL GSC (QMS) PA
 AC of S for Logistics G4

Approved By:


 NOEL A COBALLES
 Lieutenant General AFP
 Commanding General, PA

HEADQUARTERS
PHILIPPINE ARMY
Fort andres Bonifacio, Metro Manila

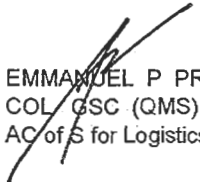
Project Procurement Management Plan

PPMP Nr PA- 004-14 Scholar Grant/Expenses


DATE 26-Nov-13

| Line No | Activity | Amount | Mode of Procurement | qty/size | Schedule for Each Procurement Activity | | | | | | | | | | | | REMARKS |
|---------|-------------------------------|---------------------|---------------------|----------|--|-----|-----|-----|-----|-----|-----|-----|-----|-----|-----|-----|---------|
| | | | | | JAN | FEB | MAR | APR | MAY | JUN | JUL | AUG | SEP | OCT | NOV | DEC | |
| 1 | 2 | 3 | 6 | 14 | 15 | 16 | 17 | 18 | 19 | 20 | 21 | 22 | 23 | 24 | 25 | 26 | 27 |
| 43 | Scholar Grant/Expenses G8, PA | 4,255,000.00 | 4,255,000.00 | 12 | 1 | 1 | 1 | 1 | 1 | 1 | 1 | 1 | 1 | 1 | 1 | 1 | |
| 45 | TOTAL | 4,255,000.00 | 4,255,000.00 | | | | | | | | | | | | | | |

Prepared By:


EMMANUEL P PRIVADO
COL GSC (QMS) PA
AC of S for Logistics G4

Approved By:


NOEL A COBALLES
Lieutenant General AFP
Commanding General, PA

HEADQUARTERS
PHILIPPINE ARMY
Fort andres Bonifacio, Metro Manila

Project Procurement Management Plan

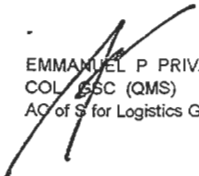
PPMP Nr PA- 005-14 Office Supplies Expenses

DATE: 26-Nov-13

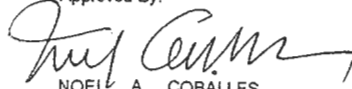
| Line No | Activity | Amount | Mode of Procurement | | qty/siz e | Schedule for Each Procurement Activity | | | | | | | | | | | | REMARKS | |
|--|--------------------------------------|---------------|---------------------|----------------------------|--------------|--|-----|-----|-----|-----|-----|-----|-----|-----|-----|-----|-----|---------|------|
| | | | Shopping (5) | Negotiated Procurement (6) | | JAN | FEB | MAR | APR | MAY | JUN | JUL | AUG | SEP | OCT | NOV | DEC | | |
| | | | | 53.5 | | | | | | | | | | | | | | | 53.9 |
| Shopping/Negotiated - Schedule Procurement | | | | | | 15 | 16 | 17 | 18 | 19 | 20 | 21 | 22 | 23 | 24 | 25 | 26 | 27 | |
| 1 | 2 | 3 | 8 | 9 | 12 | 14 | 15 | 16 | 17 | 18 | 19 | 20 | 21 | 22 | 23 | 24 | 25 | 26 | 27 |
| 2 | Office Supplies Expenses 1ID, PA | 7,133,800.00 | - | 7,133,800.00 | - | 36 | 3 | 3 | 3 | 3 | 3 | 3 | 3 | 3 | 3 | 3 | 3 | 3 | 3 |
| 3 | Office Supplies Expenses 2ID, PA | 4,543,210.00 | - | 4,543,210.00 | - | 36 | 3 | 3 | 3 | 3 | 3 | 3 | 3 | 3 | 3 | 3 | 3 | 3 | 3 |
| 4 | Office Supplies Expenses 3ID, PA | 6,181,021.44 | 4,635,766.08 | - | 1,545,255.36 | 36 | 3 | 3 | 3 | 3 | 3 | 3 | 3 | 3 | 3 | 3 | 3 | 3 | 3 |
| 5 | Office Supplies Expenses 4ID, PA | 3,836,679.00 | 1,939,979.00 | 1,896,700.00 | - | 36 | 3 | 3 | 3 | 3 | 3 | 3 | 3 | 3 | 3 | 3 | 3 | 3 | 3 |
| 6 | Office Supplies Expenses 5ID, PA | 2,883,168.00 | 2,236,300.00 | 646,868.00 | - | 36 | 3 | 3 | 3 | 3 | 3 | 3 | 3 | 3 | 3 | 3 | 3 | 3 | 3 |
| 7 | Office Supplies Expenses 6ID, PA | 4,354,152.00 | 4,354,152.00 | - | - | 36 | 3 | 3 | 3 | 3 | 3 | 3 | 3 | 3 | 3 | 3 | 3 | 3 | 3 |
| 8 | Office Supplies Expenses 7ID, PA | 5,317,596.00 | - | - | 5,317,596.00 | 36 | 3 | 3 | 3 | 3 | 3 | 3 | 3 | 3 | 3 | 3 | 3 | 3 | 3 |
| 9 | Office Supplies Expenses 8ID, PA | 4,462,800.00 | - | 4,462,800.00 | - | 36 | 3 | 3 | 3 | 3 | 3 | 3 | 3 | 3 | 3 | 3 | 3 | 3 | 3 |
| 10 | Office Supplies Expenses 9ID, PA | 7,979,140.00 | 7,979,140.00 | - | - | 36 | 3 | 3 | 3 | 3 | 3 | 3 | 3 | 3 | 3 | 3 | 3 | 3 | 3 |
| 11 | Office Supplies Expenses 10ID, PA | 4,681,708.00 | - | - | 4,681,708.00 | 36 | 3 | 3 | 3 | 3 | 3 | 3 | 3 | 3 | 3 | 3 | 3 | 3 | 3 |
| 12 | Office Supplies Expenses 51EBde, PA | 1,957,950.00 | - | 1,957,950.00 | - | 36 | 3 | 3 | 3 | 3 | 3 | 3 | 3 | 3 | 3 | 3 | 3 | 3 | 3 |
| 13 | Office Supplies Expenses 52EBde, PA | 502,600.00 | 502,600.00 | - | - | 36 | 3 | 3 | 3 | 3 | 3 | 3 | 3 | 3 | 3 | 3 | 3 | 3 | 3 |
| 14 | Office Supplies Expenses 53EBde, PA | 1,200,200.00 | - | 700,200.00 | 500,000.00 | 36 | 3 | 3 | 3 | 3 | 3 | 3 | 3 | 3 | 3 | 3 | 3 | 3 | 3 |
| 17 | Office Supplies Expenses SOCOM, PA | 6,236,964.00 | 6,236,964.00 | - | - | 36 | 3 | 3 | 3 | 3 | 3 | 3 | 3 | 3 | 3 | 3 | 3 | 3 | 3 |
| 18 | Office Supplies Expenses MID, PA | 3,835,780.00 | 1,854,100.00 | 1,981,680.00 | - | 36 | 3 | 3 | 3 | 3 | 3 | 3 | 3 | 3 | 3 | 3 | 3 | 3 | 3 |
| 19 | Office Supplies Expenses TRADOC, PA | 3,082,447.56 | 828,910.00 | 2,253,537.56 | - | 36 | 3 | 3 | 3 | 3 | 3 | 3 | 3 | 3 | 3 | 3 | 3 | 3 | 3 |
| 20 | Office Supplies Expenses AAR, PA | 2,364,200.00 | 156,000.00 | 1,213,000.00 | 995,200.00 | 36 | 3 | 3 | 3 | 3 | 3 | 3 | 3 | 3 | 3 | 3 | 3 | 3 | 3 |
| 21 | Office Supplies Expenses ARESKOM, PA | 3,674,375.80 | - | 3,674,375.80 | - | 36 | 3 | 3 | 3 | 3 | 3 | 3 | 3 | 3 | 3 | 3 | 3 | 3 | 3 |
| 22 | Office Supplies Expenses ASCOM, PA | 8,576,692.00 | 2,523,792.00 | 5,202,000.00 | 850,900.00 | 36 | 3 | 3 | 3 | 3 | 3 | 3 | 3 | 3 | 3 | 3 | 3 | 3 | 3 |
| 23 | Office Supplies Expenses HHSG, PA | 10,644,122.50 | 2,888,601.00 | 7,140,280.00 | 615,241.50 | 0 | | | | | | | | | | | | | |
| 24 | Office Supplies Expenses ISG, PA | 2,189,410.00 | - | 2,189,410.00 | - | 36 | 3 | 3 | 3 | 3 | 3 | 3 | 3 | 3 | 3 | 3 | 3 | 3 | 3 |
| 25 | Office Supplies Expenses ASR, PA | 1,661,600.00 | - | 1,661,600.00 | - | 36 | 3 | 3 | 3 | 3 | 3 | 3 | 3 | 3 | 3 | 3 | 3 | 3 | 3 |
| 26 | Office Supplies Expenses CMOG, PA | 1,814,330.00 | 706,800.00 | 1,107,530.00 | - | 36 | 3 | 3 | 3 | 3 | 3 | 3 | 3 | 3 | 3 | 3 | 3 | 3 | 3 |
| 27 | Office Supplies Expenses FCPA | 5,899,720.00 | - | 1,500,000.00 | 4,399,720.00 | 36 | 3 | 3 | 3 | 3 | 3 | 3 | 3 | 3 | 3 | 3 | 3 | 3 | 3 |
| 28 | Office Supplies Expenses APMC | 2,475,300.00 | 477,000.00 | 999,200.00 | 999,100.00 | 36 | 3 | 3 | 3 | 3 | 3 | 3 | 3 | 3 | 3 | 3 | 3 | 3 | 3 |
| 29 | Office Supplies Expenses AGSMO, PA | 1,440,000.00 | 480,000.00 | 960,000.00 | - | 36 | 3 | 3 | 3 | 3 | 3 | 3 | 3 | 3 | 3 | 3 | 3 | 3 | 3 |
| 30 | Office Supplies Expenses OTIG | 323,000.00 | - | 323,000.00 | - | 36 | 3 | 3 | 3 | 3 | 3 | 3 | 3 | 3 | 3 | 3 | 3 | 3 | 3 |
| 31 | Office Supplies Expenses MFO | 800,000.00 | 600,000.00 | 200,000.00 | - | 36 | 3 | 3 | 3 | 3 | 3 | 3 | 3 | 3 | 3 | 3 | 3 | 3 | 3 |
| 32 | Office Supplies Expenses APAO | 1,545,300.00 | - | 1,545,300.00 | - | 36 | 3 | 3 | 3 | 3 | 3 | 3 | 3 | 3 | 3 | 3 | 3 | 3 | 3 |
| 33 | Office Supplies Expenses ASPA | 4,275,912.88 | 1,281,956.44 | 2,693,956.44 | 300,000.00 | 36 | 3 | 3 | 3 | 3 | 3 | 3 | 3 | 3 | 3 | 3 | 3 | 3 | 3 |
| 34 | Office Supplies Expenses AIA | 1,814,562.80 | - | 1,814,562.80 | - | 36 | 3 | 3 | 3 | 3 | 3 | 3 | 3 | 3 | 3 | 3 | 3 | 3 | 3 |
| 35 | Office Supplies Expenses ARMO | 765,784.75 | - | 765,784.75 | - | 36 | 3 | 3 | 3 | 3 | 3 | 3 | 3 | 3 | 3 | 3 | 3 | 3 | 3 |
| 36 | Office Supplies Expenses G1, PA | 11,211,114.48 | 250,000.00 | 5,356,824.48 | 5,604,290.00 | 36 | 3 | 3 | 3 | 3 | 3 | 3 | 3 | 3 | 3 | 3 | 3 | 3 | 3 |
| 37 | Office Supplies Expenses G2, PA | 7,711,900.00 | - | 7,711,900.00 | - | 36 | 3 | 3 | 3 | 3 | 3 | 3 | 3 | 3 | 3 | 3 | 3 | 3 | 3 |

| | | | | | | | | | | | | | | | | | | | |
|----|---------------------------------|----------------|---------------|---------------|---------------|----|---|---|---|---|---|---|---|---|---|---|---|---|---|
| 38 | Office Supplies Expenses G3, PA | 7,231,307.00 | - | - | 7,231,307.00 | 36 | 3 | 3 | 3 | 3 | 3 | 3 | 3 | 3 | 3 | 3 | 3 | 3 | 3 |
| 39 | Office Supplies Expenses G4, PA | 3,856,260.00 | - | 3,856,260.00 | - | 36 | 3 | 3 | 3 | 3 | 3 | 3 | 3 | 3 | 3 | 3 | 3 | 3 | 3 |
| 40 | Office Supplies Expenses G5, PA | 1,970,000.00 | - | 1,970,000.00 | - | 36 | 3 | 3 | 3 | 3 | 3 | 3 | 3 | 3 | 3 | 3 | 3 | 3 | 3 |
| 41 | Office Supplies Expenses G6, PA | 753,000.00 | - | 753,000.00 | - | 36 | 3 | 3 | 3 | 3 | 3 | 3 | 3 | 3 | 3 | 3 | 3 | 3 | 3 |
| 42 | Office Supplies Expenses G7, PA | 1,736,000.00 | - | 1,000,000.00 | 736,000.00 | 36 | 3 | 3 | 3 | 3 | 3 | 3 | 3 | 3 | 3 | 3 | 3 | 3 | 3 |
| 43 | Office Supplies Expenses G8, PA | 13,664,000.00 | 12,600,000.00 | - | 1,064,000.00 | 36 | 3 | 3 | 3 | 3 | 3 | 3 | 3 | 3 | 3 | 3 | 3 | 3 | 3 |
| 44 | Office Supplies Expenses G9, PA | 1,951,098.00 | 384,260.00 | 1,566,838.00 | - | 36 | 3 | 3 | 3 | 3 | 3 | 3 | 3 | 3 | 3 | 3 | 3 | 3 | 3 |
| 45 | TOTAL | 168,538,206.21 | 52,916,320.52 | 80,781,567.83 | 34,840,317.86 | | | | | | | | | | | | | | |

Prepared By:


EMMANUEL P PRIVADO
COL 55C (QMS) PA
AC of S for Logistics G4

Approved By:


NOEL A COBALLES
Lieutenant General AFP
Commanding General, PA

HEADQUARTERS
PHILIPPINE ARMY
Fort andres Bonifacio, Metro Manila

Project Procurement Management Plan

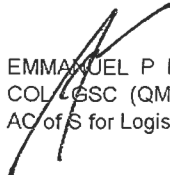
PPMP Nr PA- 006-14

Accountable Form Expenses

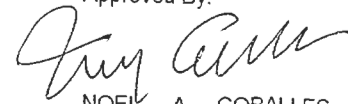
DATE 26-Nov-13

| Line No | Activity | Amount | Mode of Procurement | qty/size | Schedule for Each Procurement Activity | | | | | | | | | | | | REMARKS |
|---------|--------------------------------|---------------------|---------------------|----------|--|-----|-----|-----|-----|-----|-----|-----|-----|-----|-----|-----|---------|
| | | | Negotiated | | JAN | FEB | MAR | APR | MAY | JUN | JUL | AUG | SEP | OCT | NOV | DEC | |
| | | | 53.9 | | Negotiated - Schedule Procurement | | | | | | | | | | | | |
| 1 | 2 | 3 | 12 | 14 | 15 | 16 | 17 | 18 | 19 | 20 | 21 | 22 | 23 | 24 | 25 | 26 | 27 |
| 27 | Accountable Form Expenses FCPA | 1,820,812.00 | 1,820,812.00 | 12 | 1 | 1 | 1 | 1 | 1 | 1 | 1 | 1 | 1 | 1 | 1 | 1 | |
| 45 | TOTAL | 1,820,812.00 | 1,820,812.00 | | | | | | | | | | | | | | |

Prepared By:


EMMANUEL P PRIVADO
COL GSC (QMS) PA
AC of S for Logistics G4

Approved By:


NOEL A COBALLES
Lieutenant General AFP
Commanding General, PA

HEADQUARTERS
PHILIPPINE ARMY
Fort andres Bonifacio, Metro Manila

Project Procurement Management Plan

PPMP Nr PA- 008-14

Animal/Zoological Supplies Expenses

DATE 26-Nov-13

| Line No | Activity | Amount | Mode of Procurement | | qty/size | Schedule for Each Procurement Activity | | | | | | | | | | | | REMARKS |
|---------|--|---------------------|---------------------|----------------------------|----------|--|-----|-----|-----|-----|-----|-----|-----|-----|-----|-----|-----|---------|
| | | | Shopping (5) | Negotiated Procurement (6) | | JAN | FEB | MAR | APR | MAY | JUN | JUL | AUG | SEP | OCT | NOV | DEC | |
| | | | | | | Shopping/Negotiated - Schedule Procurement | | | | | | | | | | | | |
| 1 | 2 | 3 | 8 | 12 | 14 | 15 | 16 | 17 | 18 | 19 | 20 | 21 | 22 | 23 | 24 | 25 | 26 | 27 |
| 4 | Animal/Zoological Supplies Expenses 3ID, PA | 40,000.00 | 40,000.00 | - | 12 | 1 | 1 | 1 | 1 | 1 | 1 | 1 | 1 | 1 | 1 | 1 | 1 | |
| 14 | Animal/Zoological Supplies Expenses 53EBde, PA | 33,000.00 | 33,000.00 | - | 12 | 1 | 1 | 1 | 1 | 1 | 1 | 1 | 1 | 1 | 1 | 1 | 1 | |
| 24 | Animal/Zoological Supplies Expenses ISG, PA | 4,560,000.00 | - | 4,560,000.00 | 12 | 1 | 1 | 1 | 1 | 1 | 1 | 1 | 1 | 1 | 1 | 1 | 1 | |
| 38 | Animal/Zoological Supplies Expenses G3, PA | 1,000,000.00 | 1,000,000.00 | - | 12 | 1 | 1 | 1 | 1 | 1 | 1 | 1 | 1 | 1 | 1 | 1 | 1 | |
| 45 | TOTAL | 5,633,000.00 | 1,073,000.00 | 4,560,000.00 | | | | | | | | | | | | | | |

Prepared By:

EMMANUEL P PRIVADO
COL GSC (QMS) PA
AC of S for Logistics G4

Approved By:

NOEL A COBALLES
Lieutenant General AFP
Commanding General, PA

HEADQUARTERS
PHILIPPINE ARMY
Fort andres Bonifacio, Metro Manila

Project Procurement Management Plan

PPMP Nr PA-009-14 Food Supplies Expenses

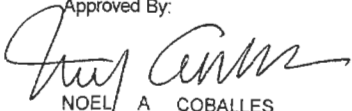
DATE: 26-Nov-13

| Line No | Activity | Amount | Mode of Procurement | | qty/size | Schedule for Each Procurement Activity | | | | | | | | | | | | REMARKS | |
|---------|-----------------------------------|---------------------|---------------------|---------------------|----------|--|-----|-----|-----|-----|-----|-----|-----|-----|-----|-----|-----|---------|---|
| | | | Shopping (5) | Negotiated | | JAN | FEB | MAR | APR | MAY | JUN | JUL | AUG | SEP | OCT | NOV | DEC | | |
| 1 | 2 | 3 | 8 | 12 | 14 | Shopping/Negotiated - Schedule Procurement | | | | | | | | | | | | 27 | |
| 3 | Food Supplies Expenses 2ID, PA | 509,200.00 | 509,200.00 | - | 12 | 1 | 1 | 1 | 1 | 1 | 1 | 1 | 1 | 1 | 1 | 1 | 1 | 1 | 1 |
| 8 | Food Supplies Expenses 7ID, PA | 1,210,000.00 | - | 1,210,000.00 | 12 | 1 | 1 | 1 | 1 | 1 | 1 | 1 | 1 | 1 | 1 | 1 | 1 | 1 | 1 |
| 9 | Food Supplies Expenses 8ID, PA | 40,000.00 | - | 40,000.00 | 12 | 1 | 1 | 1 | 1 | 1 | 1 | 1 | 1 | 1 | 1 | 1 | 1 | 1 | 1 |
| 10 | Food Supplies Expenses 9ID, PA | 40,000.00 | 40,000.00 | - | 12 | 1 | 1 | 1 | 1 | 1 | 1 | 1 | 1 | 1 | 1 | 1 | 1 | 1 | 1 |
| 14 | Food Supplies Expenses 53EBde, PA | 43,000.00 | - | 43,000.00 | 12 | 1 | 1 | 1 | 1 | 1 | 1 | 1 | 1 | 1 | 1 | 1 | 1 | 1 | 1 |
| 43 | Food Supplies Expenses G8, PA | 342,000.00 | 342,000.00 | - | 12 | 1 | 1 | 1 | 1 | 1 | 1 | 1 | 1 | 1 | 1 | 1 | 1 | 1 | 1 |
| 45 | TOTAL | 2,184,200.00 | 891,200.00 | 1,293,000.00 | | | | | | | | | | | | | | | |

Prepared By:

EMMANUEL P PRIVADO
COL CSC (QMS) PA
AC of S for Logistics G4

Approved By:


NOEL A COBALLES
Lieutenant General AFP
Commanding General, PA

HEADQUARTERS
PHILIPPINE ARMY
Fort andres Bonifacio, Metro Manila

Project Procurement Management Plan

PPMP Nr PA-010-14 Welfare Goods Expenses

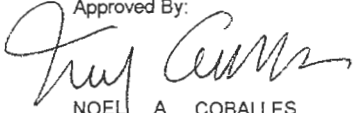
DATE: 26-Nov-13

| Line No | Activity | Amount | Mode of Procurement | | qty/size | Schedule for Each Procurement Activity | | | | | | | | | | | | REMARKS |
|---------|------------------------------------|----------------------|----------------------|----------------------|----------|--|-----|-----|-----|-----|-----|-----|-----|-----|-----|-----|-----|---------|
| | | | Shopping (5) | Negotiated | | JAN | FEB | MAR | APR | MAY | JUN | JUL | AUG | SEP | OCT | NOV | DEC | |
| | | | | 53.9 | | Shopping/Negotiated - Schedule Procurement | | | | | | | | | | | | |
| 1 | 2 | 3 | 8 | 12 | 14 | 15 | 16 | 17 | 18 | 19 | 20 | 21 | 22 | 23 | 24 | 25 | 26 | 27 |
| 2 | Welfare Goods Expenses 1ID, PA | 3,519,884.00 | 3,519,884.00 | - | 12 | 1 | 1 | 1 | 1 | 1 | 1 | 1 | 1 | 1 | 1 | 1 | 1 | |
| 3 | Welfare Goods Expenses 2ID, PA | 4,731,450.00 | 4,731,450.00 | - | 12 | 1 | 1 | 1 | 1 | 1 | 1 | 1 | 1 | 1 | 1 | 1 | 1 | |
| 4 | Welfare Goods Expenses 3ID, PA | 2,985,543.00 | 2,985,543.00 | - | 12 | 1 | 1 | 1 | 1 | 1 | 1 | 1 | 1 | 1 | 1 | 1 | 1 | |
| 5 | Welfare Goods Expenses 4ID, PA | 2,611,650.00 | 2,611,650.00 | - | 12 | 1 | 1 | 1 | 1 | 1 | 1 | 1 | 1 | 1 | 1 | 1 | 1 | |
| 6 | Welfare Goods Expenses 5ID, PA | 3,384,350.00 | 3,384,350.00 | - | 12 | 1 | 1 | 1 | 1 | 1 | 1 | 1 | 1 | 1 | 1 | 1 | 1 | |
| 7 | Welfare Goods Expenses 6ID, PA | 2,804,640.52 | 2,804,640.52 | - | 12 | 1 | 1 | 1 | 1 | 1 | 1 | 1 | 1 | 1 | 1 | 1 | 1 | |
| 8 | Welfare Goods Expenses 7ID, PA | 360,000.00 | 360,000.00 | - | 12 | 1 | 1 | 1 | 1 | 1 | 1 | 1 | 1 | 1 | 1 | 1 | 1 | |
| 9 | Welfare Goods Expenses 8ID, PA | 11,511,871.00 | - | 11,511,871.00 | 12 | 1 | 1 | 1 | 1 | 1 | 1 | 1 | 1 | 1 | 1 | 1 | 1 | |
| 10 | Welfare Goods Expenses 9ID, PA | 16,871,700.00 | 16,871,700.00 | - | 12 | 1 | 1 | 1 | 1 | 1 | 1 | 1 | 1 | 1 | 1 | 1 | 1 | |
| 11 | Welfare Goods Expenses 10ID, PA | 10,906,138.00 | 10,906,138.00 | - | 12 | 1 | 1 | 1 | 1 | 1 | 1 | 1 | 1 | 1 | 1 | 1 | 1 | |
| 14 | Welfare Goods Expenses 53EBde, PA | 18,000.00 | 18,000.00 | - | 12 | 1 | 1 | 1 | 1 | 1 | 1 | 1 | 1 | 1 | 1 | 1 | 1 | |
| 17 | Welfare Goods Expenses SOCOM, PA | 3,707,740.00 | 3,707,740.00 | - | 12 | 1 | 1 | 1 | 1 | 1 | 1 | 1 | 1 | 1 | 1 | 1 | 1 | |
| 19 | Welfare Goods Expenses TRADOC, PA | 7,500.00 | 7,500.00 | - | 12 | 1 | 1 | 1 | 1 | 1 | 1 | 1 | 1 | 1 | 1 | 1 | 1 | |
| 21 | Welfare Goods Expenses ARESCOM, PA | 26,000.00 | 26,000.00 | - | 12 | 1 | 1 | 1 | 1 | 1 | 1 | 1 | 1 | 1 | 1 | 1 | 1 | |
| 45 | TOTAL | 63,446,466.52 | 51,934,595.52 | 11,511,871.00 | | | | | | | | | | | | | | |

Prepared By:

EMMANUEL P PRIVADO
COLL GSC (QMS) PA
AC of S for Logistics G4

Approved By:


NOEL A COBALLES
Lieutenant General AFP
Commanding General, PA

HEADQUARTERS
PHILIPPINE ARMY
Fort andres Bonifacio, Metro Manila

Project Procurement Management Plan

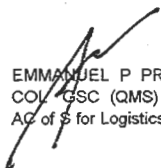
PPMP Nr PA- 011-14

Drugs and Medicines Expenses


DATE: 26-Nov-13

| Line No | Activity | Amount | Mode of Procurement | | qty/size | Schedule for Each Procurement Activity | | | | | | | | | | | | REMARKS | | | | | | | |
|---------|--|---------------|---------------------|----------------------------|---------------|--|-----|-----|-----|-----|-----|-----|-----|-----|-----|-----|-----|---------|------|----|----|----|----|----|----|
| | | | Shopping (5) | Negotiated Procurement (6) | | JAN | FEB | MAR | APR | MAY | JUN | JUL | AUG | SEP | OCT | NOV | DEC | | | | | | | | |
| | | | | 53.5 | | | | | | | | | | | | | | | 53.9 | | | | | | |
| 1 | 2 | 3 | 8 | 9 | 12 | Shopping/Negotiated - Schedule Procurement | | | | | | | | | | | | 27 | | | | | | | |
| 2 | Drugs and Medicines Expenses 11D, PA | 2,687,440.00 | 2,687,440.00 | - | - | 12 | 1 | 1 | 1 | 1 | 1 | 1 | 1 | 1 | 1 | 1 | 1 | 1 | 1 | 1 | 1 | 1 | 1 | 1 | 1 |
| 3 | Drugs and Medicines Expenses 21D, PA | 2,105,500.00 | - | - | 2,105,500.00 | 12 | 1 | 1 | 1 | 1 | 1 | 1 | 1 | 1 | 1 | 1 | 1 | 1 | 1 | 1 | 1 | 1 | 1 | 1 | 1 |
| 4 | Drugs and Medicines Expenses 31D, PA | 2,191,472.00 | - | 2,191,472.00 | - | 12 | 1 | 1 | 1 | 1 | 1 | 1 | 1 | 1 | 1 | 1 | 1 | 1 | 1 | 1 | 1 | 1 | 1 | 1 | 1 |
| 5 | Drugs and Medicines Expenses 41D, PA | 2,471,052.00 | 2,471,052.00 | - | - | 12 | 1 | 1 | 1 | 1 | 1 | 1 | 1 | 1 | 1 | 1 | 1 | 1 | 1 | 1 | 1 | 1 | 1 | 1 | 1 |
| 6 | Drugs and Medicines Expenses 51D, PA | 2,642,232.00 | 2,642,232.00 | - | - | 12 | 1 | 1 | 1 | 1 | 1 | 1 | 1 | 1 | 1 | 1 | 1 | 1 | 1 | 1 | 1 | 1 | 1 | 1 | 1 |
| 7 | Drugs and Medicines Expenses 61D, PA | 2,339,548.00 | 467,909.60 | 1,871,638.40 | - | 12 | 1 | 1 | 1 | 1 | 1 | 1 | 1 | 1 | 1 | 1 | 1 | 1 | 1 | 1 | 1 | 1 | 1 | 1 | 1 |
| 8 | Drugs and Medicines Expenses 71D, PA | 2,745,000.00 | - | - | 2,745,000.00 | 12 | 1 | 1 | 1 | 1 | 1 | 1 | 1 | 1 | 1 | 1 | 1 | 1 | 1 | 1 | 1 | 1 | 1 | 1 | 1 |
| 9 | Drugs and Medicines Expenses 81D, PA | 1,835,700.00 | - | - | 1,835,700.00 | 12 | 1 | 1 | 1 | 1 | 1 | 1 | 1 | 1 | 1 | 1 | 1 | 1 | 1 | 1 | 1 | 1 | 1 | 1 | 1 |
| 10 | Drugs and Medicines Expenses 91D, PA | 3,246,000.00 | - | - | 3,246,000.00 | 12 | 1 | 1 | 1 | 1 | 1 | 1 | 1 | 1 | 1 | 1 | 1 | 1 | 1 | 1 | 1 | 1 | 1 | 1 | 1 |
| 11 | Drugs and Medicines Expenses 101D, PA | 2,102,808.00 | 2,102,808.00 | - | - | 12 | 1 | 1 | 1 | 1 | 1 | 1 | 1 | 1 | 1 | 1 | 1 | 1 | 1 | 1 | 1 | 1 | 1 | 1 | 1 |
| 12 | Drugs and Medicines Expenses 51EBde, PA | 594,800.00 | - | - | 594,800.00 | 12 | 1 | 1 | 1 | 1 | 1 | 1 | 1 | 1 | 1 | 1 | 1 | 1 | 1 | 1 | 1 | 1 | 1 | 1 | 1 |
| 13 | Drugs and Medicines Expenses 52EBde, PA | 362,000.00 | 362,000.00 | - | - | 12 | 1 | 1 | 1 | 1 | 1 | 1 | 1 | 1 | 1 | 1 | 1 | 1 | 1 | 1 | 1 | 1 | 1 | 1 | 1 |
| 14 | Drugs and Medicines Expenses 53EBde, PA | 375,360.00 | - | - | 375,360.00 | 12 | 1 | 1 | 1 | 1 | 1 | 1 | 1 | 1 | 1 | 1 | 1 | 1 | 1 | 1 | 1 | 1 | 1 | 1 | 1 |
| 17 | Drugs and Medicines Expenses SOCOM, PA | 1,831,000.00 | 1,831,000.00 | - | - | 12 | 1 | 1 | 1 | 1 | 1 | 1 | 1 | 1 | 1 | 1 | 1 | 1 | 1 | 1 | 1 | 1 | 1 | 1 | 1 |
| 18 | Drugs and Medicines Expenses MID, PA | 732,000.00 | - | - | 732,000.00 | 12 | 1 | 1 | 1 | 1 | 1 | 1 | 1 | 1 | 1 | 1 | 1 | 1 | 1 | 1 | 1 | 1 | 1 | 1 | 1 |
| 19 | Drugs and Medicines Expenses TRADOC, PA | 681,000.00 | 681,000.00 | - | - | 12 | 1 | 1 | 1 | 1 | 1 | 1 | 1 | 1 | 1 | 1 | 1 | 1 | 1 | 1 | 1 | 1 | 1 | 1 | 1 |
| 20 | Drugs and Medicines Expenses AAR, PA | 268,000.00 | 188,000.00 | - | 80,000.00 | 12 | 1 | 1 | 1 | 1 | 1 | 1 | 1 | 1 | 1 | 1 | 1 | 1 | 1 | 1 | 1 | 1 | 1 | 1 | 1 |
| 21 | Drugs and Medicines Expenses ARESCOM, PA | 688,583.90 | - | - | 688,583.90 | 12 | 1 | 1 | 1 | 1 | 1 | 1 | 1 | 1 | 1 | 1 | 1 | 1 | 1 | 1 | 1 | 1 | 1 | 1 | 1 |
| 22 | Drugs and Medicines Expenses ASCOM, PA | 16,258,000.00 | 15,184,000.00 | - | 1,074,000.00 | 180 | 15 | 15 | 15 | 15 | 15 | 15 | 15 | 15 | 15 | 15 | 15 | 15 | 15 | 15 | 15 | 15 | 15 | 15 | 15 |
| 23 | Drugs and Medicines Expenses HHSG, PA | 330,400.00 | 210,400.00 | - | 120,000.00 | 12 | 1 | 1 | 1 | 1 | 1 | 1 | 1 | 1 | 1 | 1 | 1 | 1 | 1 | 1 | 1 | 1 | 1 | 1 | 1 |
| 24 | Drugs and Medicines Expenses ISG, PA | 252,600.00 | 252,600.00 | - | - | 12 | 1 | 1 | 1 | 1 | 1 | 1 | 1 | 1 | 1 | 1 | 1 | 1 | 1 | 1 | 1 | 1 | 1 | 1 | 1 |
| 27 | Drugs and Medicines Expenses FCPA | 59,000.00 | - | - | 59,000.00 | 12 | 1 | 1 | 1 | 1 | 1 | 1 | 1 | 1 | 1 | 1 | 1 | 1 | 1 | 1 | 1 | 1 | 1 | 1 | 1 |
| 28 | Drugs and Medicines Expenses APMC | 100,000.00 | 20,000.00 | - | 80,000.00 | 12 | 1 | 1 | 1 | 1 | 1 | 1 | 1 | 1 | 1 | 1 | 1 | 1 | 1 | 1 | 1 | 1 | 1 | 1 | 1 |
| 29 | Drugs and Medicines Expenses AGSMO, PA | 80,000.00 | 80,000.00 | - | - | 12 | 1 | 1 | 1 | 1 | 1 | 1 | 1 | 1 | 1 | 1 | 1 | 1 | 1 | 1 | 1 | 1 | 1 | 1 | 1 |
| 31 | Drugs and Medicines Expenses MFO | 66,000.00 | - | - | 66,000.00 | 12 | 1 | 1 | 1 | 1 | 1 | 1 | 1 | 1 | 1 | 1 | 1 | 1 | 1 | 1 | 1 | 1 | 1 | 1 | 1 |
| 33 | Drugs and Medicines Expenses ASPA | 281,100.00 | 281,100.00 | - | - | 12 | 1 | 1 | 1 | 1 | 1 | 1 | 1 | 1 | 1 | 1 | 1 | 1 | 1 | 1 | 1 | 1 | 1 | 1 | 1 |
| 36 | Drugs and Medicines Expenses G1, PA | 2,235,000.00 | - | 835,000.00 | 1,400,000.00 | 12 | 1 | 1 | 1 | 1 | 1 | 1 | 1 | 1 | 1 | 1 | 1 | 1 | 1 | 1 | 1 | 1 | 1 | 1 | 1 |
| 39 | Drugs and Medicines Expenses G4, PA | 170,000.00 | - | - | 170,000.00 | 12 | 1 | 1 | 1 | 1 | 1 | 1 | 1 | 1 | 1 | 1 | 1 | 1 | 1 | 1 | 1 | 1 | 1 | 1 | 1 |
| 44 | Drugs and Medicines Expenses G9, PA | 66,600.00 | 66,600.00 | - | - | 12 | 1 | 1 | 1 | 1 | 1 | 1 | 1 | 1 | 1 | 1 | 1 | 1 | 1 | 1 | 1 | 1 | 1 | 1 | 1 |
| 45 | TOTAL | 49,798,195.90 | 29,528,141.60 | 4,898,110.40 | 15,371,943.90 | | | | | | | | | | | | | | | | | | | | |

Prepared By:


EMMANUEL P PRIVADO
CO, GSC (QMS) PA
AG of S for Logistics G4

Approved By:


NOEL A COBALLE
Lieutenant General AFP
Commanding General, PA

HEADQUARTERS
PHILIPPINE ARMY
Fort andres Bonifacio, Metro Manila

Project Procurement Management Plan

PPMP Nr PA- 012-14

Medical, Dental and Laboratory Supplies Expenses

DATE 26-Nov-13

| Line No | Activity | Amount | Mode of Procurement | | | | | qty/size | Schedule for Each Procurement Activity | | | | | | | | | | | | REMARKS |
|---------|--|----------------------|-------------------------|--------------------|----------------------|----------------------------|----------------------|----------|---|-----|-----|-----|-----|-----|-----|-----|-----|-----|-----|-----|---------|
| | | | Competitive Bidding (1) | Direct Contracting | Shopping (5) | Negotiated Procurement (6) | | | Bidding/Shopping/Negotiated - Schedule of Procurement | | | | | | | | | | | | |
| | | | | | | 53.5 | 53.9 | | JAN | FEB | MAR | APR | MAY | JUN | JUL | AUG | SEP | OCT | NOV | DEC | |
| 4 | 6 | 8 | 9 | 12 | 15 | 16 | 17 | 18 | 19 | 20 | 21 | 22 | 23 | 24 | 25 | 26 | 27 | | | | |
| 2 | Medical, Dental and Laboratory Supplies Expenses 1ID, PA | 1,126,440.00 | - | - | 1,126,440.00 | - | - | 12 | 1 | 1 | 1 | 1 | 1 | 1 | 1 | 1 | 1 | 1 | | | |
| 3 | Medical, Dental and Laboratory Supplies Expenses 2ID, PA | 1,236,000.00 | 0 | - | - | - | 1,236,000.00 | 12 | 1 | 1 | 1 | 1 | 1 | 1 | 1 | 1 | 1 | 1 | | | |
| 4 | Medical, Dental and Laboratory Supplies Expenses 3ID, PA | 1,857,400.00 | 0.00 | - | - | 1,857,400.00 | - | 12 | 1 | 1 | 1 | 1 | 1 | 1 | 1 | 1 | 1 | 1 | | | |
| 5 | Medical, Dental and Laboratory Supplies Expenses 4ID, PA | 1,862,448.00 | 0 | - | - | - | 1,862,448.00 | 12 | 1 | 1 | 1 | 1 | 1 | 1 | 1 | 1 | 1 | 1 | | | |
| 6 | Medical, Dental and Laboratory Supplies Expenses 5ID, PA | 1,200,000.00 | - | - | - | - | 1,200,000.00 | 12 | 1 | 1 | 1 | 1 | 1 | 1 | 1 | 1 | 1 | 1 | | | |
| 7 | Medical, Dental and Laboratory Supplies Expenses 6ID, PA | 1,992,000.00 | 0 | - | 616,000.00 | - | 1,376,000.00 | 12 | 1 | 1 | 1 | 1 | 1 | 1 | 1 | 1 | 1 | 1 | | | |
| 8 | Medical, Dental and Laboratory Supplies Expenses 7ID, PA | 1,279,640.00 | - | - | - | - | 1,279,640.00 | 12 | 1 | 1 | 1 | 1 | 1 | 1 | 1 | 1 | 1 | 1 | | | |
| 9 | Medical, Dental and Laboratory Supplies Expenses 8ID, PA | 1,084,500.00 | - | - | - | - | 1,084,500.00 | 12 | 1 | 1 | 1 | 1 | 1 | 1 | 1 | 1 | 1 | 1 | | | |
| 10 | Medical, Dental and Laboratory Supplies Expenses 9ID, PA | 1,428,000.00 | 0 | - | - | - | 1,428,000.00 | 12 | 1 | 1 | 1 | 1 | 1 | 1 | 1 | 1 | 1 | 1 | | | |
| 11 | Medical, Dental and Laboratory Supplies Expenses 10ID, PA | 476,000.00 | 0 | - | 476,000.00 | - | - | 12 | 1 | 1 | 1 | 1 | 1 | 1 | 1 | 1 | 1 | 1 | | | |
| 12 | Medical, Dental and Laboratory Supplies Expenses 51EBde, PA | 120,000.00 | - | - | - | - | 120,000.00 | 12 | 1 | 1 | 1 | 1 | 1 | 1 | 1 | 1 | 1 | 1 | | | |
| 13 | Medical, Dental and Laboratory Supplies Expenses 52EBde, PA | 120,000.00 | - | - | 120,000.00 | - | - | 12 | 1 | 1 | 1 | 1 | 1 | 1 | 1 | 1 | 1 | 1 | | | |
| 14 | Medical, Dental and Laboratory Supplies Expenses 53EBde, PA | 110,000.00 | 0.00 | - | - | - | 110,000.00 | 12 | 1 | 1 | 1 | 1 | 1 | 1 | 1 | 1 | 1 | 1 | | | |
| 17 | Medical, Dental and Laboratory Supplies Expenses SOCOM, PA | 476,730.00 | 0 | - | 476,730.00 | - | - | 12 | 1 | 1 | 1 | 1 | 1 | 1 | 1 | 1 | 1 | 1 | | | |
| 18 | Medical, Dental and Laboratory Supplies Expenses MID, PA | 200,000.00 | - | - | - | - | 200,000.00 | 12 | 1 | 1 | 1 | 1 | 1 | 1 | 1 | 1 | 1 | 1 | | | |
| 19 | Medical, Dental and Laboratory Supplies Expenses TRADOC, PA | 458,000.00 | - | - | 458,000.00 | - | - | 12 | 1 | 1 | 1 | 1 | 1 | 1 | 1 | 1 | 1 | 1 | | | |
| 20 | Medical, Dental and Laboratory Supplies Expenses A.R, PA | 50,000.00 | - | - | 50,000.00 | - | - | 12 | 1 | 1 | 1 | 1 | 1 | 1 | 1 | 1 | 1 | 1 | | | |
| 21 | Medical, Dental and Laboratory Supplies Expenses ARESCOM, PA | 80,416.30 | 0 | - | 80,416.30 | - | - | 12 | 1 | 1 | 1 | 1 | 1 | 1 | 1 | 1 | 1 | 1 | | | |
| 22 | Medical, Dental and Laboratory Supplies Expenses ASCOM, PA | 9,307,300.00 | - | - | 8,799,300.00 | - | 508,000.00 | 12 | 1 | 1 | 1 | 1 | 1 | 1 | 1 | 1 | 1 | 1 | | | |
| 23 | Medical, Dental and Laboratory Supplies Expenses HHSG, PA | 940,000.00 | 0 | - | - | - | 940,000.00 | 12 | 1 | 1 | 1 | 1 | 1 | 1 | 1 | 1 | 1 | 1 | | | |
| 24 | Medical, Dental and Laboratory Supplies Expenses ISG, PA | 60,000.00 | - | - | 60,000.00 | - | - | 12 | 1 | 1 | 1 | 1 | 1 | 1 | 1 | 1 | 1 | 1 | | | |
| 27 | Medical, Dental and Laboratory Supplies Expenses FCPA | 50,000.00 | - | - | - | - | 50,000.00 | 12 | 1 | 1 | 1 | 1 | 1 | 1 | 1 | 1 | 1 | 1 | | | |
| 31 | Medical, Dental and Laboratory Supplies Expenses MFO | 123,000.00 | 0 | 30,000.00 | - | - | 93,000.00 | 12 | 1 | 1 | 1 | 1 | 1 | 1 | 1 | 1 | 1 | 1 | | | |
| 36 | Medical, Dental and Laboratory Supplies Expenses G1, PA | 31,305,512.76 | - | - | - | 12,500,000.00 | 18,805,512.76 | 121 | 10 | 10 | 10 | 11 | 10 | 10 | 10 | 10 | 10 | 10 | | | |
| 37 | - Procurement of Combat Life Saver (CLS) Kit | 31,502,000.00 | 31,502,000.00 | - | - | - | - | 2 | 1 | - | - | - | 1 | - | - | - | - | - | | | |
| 38 | Medical, Dental and Laboratory Supplies Expenses G2, PA | 900,000.00 | - | - | - | - | 900,000.00 | 12 | 1 | 1 | 1 | 1 | 1 | 1 | 1 | 1 | 1 | 1 | | | |
| 39 | Medical, Dental and Laboratory Supplies Expenses G3, PA | 4,916,000.00 | 0 | - | - | - | 4,916,000.00 | 12 | 1 | 1 | 1 | 1 | 1 | 1 | 1 | 1 | 1 | 1 | | | |
| 45 | Medical, Dental and Laboratory Supplies Expenses G9, PA | 828,960.00 | - | - | 828,960.00 | - | - | 12 | 1 | 1 | 1 | 1 | 1 | 1 | 1 | 1 | 1 | 1 | | | |
| 46 | TOTAL | 95,090,347.06 | 31,502,000.00 | 30,000.00 | 13,091,846.30 | 14,357,400.00 | 36,109,100.76 | | | | | | | | | | | | | | |

Prepared By:

EMMANUEL P PRIVADO
COL ESC (QMS) PA
AC of S for Logistics G4

Approved By:

NOEL A COBALLES
Lieutenant General AFP
Commanding General, PA

HEADQUARTERS
PHILIPPINE ARMY
Fort andres Bonifacio, Metro Manila

Project Procurement Management Plan

PPMP Nr PA- 013-14

Fuel, Oil and Lubricants Expenses

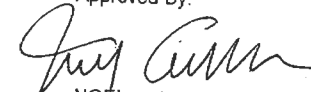
DATE: 26-Nov-13

| 1e 3 | Activity | Amount | Mode of Procurement | | qty/size | Schedule for Each Procurement Activity | | | | | | | | | | | | REMARKS |
|---------|--|-------------------------|----------------------------|--------------------|----------|--|-----|-----|-----|-----|-----|-----|-----|-----|-----|-----|-----|---------|
| | | | Competitive Bidding (1) | Negotiated 53.9 | | JAN | FEB | MAR | APR | MAY | JUN | JUL | AUG | SEP | OCT | NOV | DEC | |
| | | | | | | Bidding/Negotiated - Schedule of Procurement | | | | | | | | | | | | |
| 2 | 3 | 4 | 12 | 14 | 15 | 16 | 17 | 18 | 19 | 20 | 21 | 22 | 23 | 24 | 25 | 26 | 27 | |
| 5 | Fuel, Oil and Lubricants Expenses ARMO | 922,330.00 | 0.00 | 922,330.00 | 12 | 1 | 1 | 1 | 1 | 1 | 1 | 1 | 1 | 1 | 1 | 1 | 1 | |
| 3 | Fuel, Oil and Lubricants Expenses G3, PA | 1,200,000.00 | 1,200,000.00 | 0.00 | 1 | | | | 1 | | | | | | | | | |
| 9 | Fuel, Oil and Lubricants Expenses G4, PA | 1,213,065,321.16 | 1,213,065,321.16 | - | 1 | | | | 1 | | | | | | | | | |
| 5 | TOTAL | 1,215,187,651.16 | 1,214,265,321.16 | 922,330.00 | | | | | | | | | | | | | | |

Prepared By:

EMMANUEL P PRIVADO
COL LASC (QMS) PA
AC of S for Logistics G4

Approved By:


NOEL A COBALLES
Lieutenant General AFP
Commanding General, PA


| | | | | | | | | | | | | | | | | | | |
|-----|---|---------------|---------------|----|---|---|---|---|---|---|---|---|---|---|---|---|---|---|
| 68 | BDA, Suit, Camouflage, Ripstop Weave, 100% Cotton | 10,423,040.00 | 10,423,040.00 | 72 | 6 | 6 | 6 | 6 | 6 | 6 | 6 | 6 | 6 | 6 | 6 | 6 | 6 | 6 |
| 69 | Bed Sheet, White | 330,450.00 | 330,450.00 | 72 | 6 | 6 | 6 | 6 | 6 | 6 | 6 | 6 | 6 | 6 | 6 | 6 | 6 | 6 |
| 70 | Belt, Pistol | 1,477,941.00 | 1,477,941.00 | 72 | 6 | 6 | 6 | 6 | 6 | 6 | 6 | 6 | 6 | 6 | 6 | 6 | 6 | 6 |
| 71 | Belt, Suspender | 343,038.00 | 343,038.00 | 72 | 6 | 6 | 6 | 6 | 6 | 6 | 6 | 6 | 6 | 6 | 6 | 6 | 6 | 6 |
| 72 | Belt, Tactical | 216,450.00 | 216,450.00 | 72 | 6 | 6 | 6 | 6 | 6 | 6 | 6 | 6 | 6 | 6 | 6 | 6 | 6 | 6 |
| 73 | Belt, Waist, Garterized, OD | 1,027,664.50 | 1,027,664.50 | 72 | 6 | 6 | 6 | 6 | 6 | 6 | 6 | 6 | 6 | 6 | 6 | 6 | 6 | 6 |
| 74 | Blanket, OD, Garrison | 6,720,410.00 | 6,720,410.00 | 72 | 6 | 6 | 6 | 6 | 6 | 6 | 6 | 6 | 6 | 6 | 6 | 6 | 6 | 6 |
| 75 | Boots, Combat, FU | 10,442,460.00 | 10,442,460.00 | 72 | 6 | 6 | 6 | 6 | 6 | 6 | 6 | 6 | 6 | 6 | 6 | 6 | 6 | 6 |
| 76 | Buckle, Aluminum, Belt Waist w/ Army logo | 1,053,656.00 | 1,053,656.00 | 72 | 6 | 6 | 6 | 6 | 6 | 6 | 6 | 6 | 6 | 6 | 6 | 6 | 6 | 6 |
| 77 | Bush Coat | 1,558,000.00 | 1,558,000.00 | 72 | 6 | 6 | 6 | 6 | 6 | 6 | 6 | 6 | 6 | 6 | 6 | 6 | 6 | 6 |
| 78 | Business Suit | 900,000.00 | 900,000.00 | 72 | 6 | 6 | 6 | 6 | 6 | 6 | 6 | 6 | 6 | 6 | 6 | 6 | 6 | 6 |
| 79 | Button, Big (5) | 234,000.00 | 234,000.00 | 72 | 6 | 6 | 6 | 6 | 6 | 6 | 6 | 6 | 6 | 6 | 6 | 6 | 6 | 6 |
| 80 | Button, Small (6) | 270,000.00 | 270,000.00 | 72 | 6 | 6 | 6 | 6 | 6 | 6 | 6 | 6 | 6 | 6 | 6 | 6 | 6 | 6 |
| 81 | Cadaver Bag | 700,000.00 | 700,000.00 | 72 | 6 | 6 | 6 | 6 | 6 | 6 | 6 | 6 | 6 | 6 | 6 | 6 | 6 | 6 |
| 82 | Can Meat, Stainless Steel | 1,778,055.00 | 1,778,055.00 | 72 | 6 | 6 | 6 | 6 | 6 | 6 | 6 | 6 | 6 | 6 | 6 | 6 | 6 | 6 |
| 83 | Canteen Water & Canteen Cup, Stainless Steel | 1,629,200.00 | 1,629,200.00 | 72 | 6 | 6 | 6 | 6 | 6 | 6 | 6 | 6 | 6 | 6 | 6 | 6 | 6 | 6 |
| 84 | Cap, Overseas, OD | 1,868,100.00 | 1,868,100.00 | 72 | 6 | 6 | 6 | 6 | 6 | 6 | 6 | 6 | 6 | 6 | 6 | 6 | 6 | 6 |
| 85 | Cap, Pershing | 1,341,600.00 | 1,341,600.00 | 72 | 6 | 6 | 6 | 6 | 6 | 6 | 6 | 6 | 6 | 6 | 6 | 6 | 6 | 6 |
| 86 | Case, Pillow, White | 516,440.00 | 516,440.00 | 72 | 6 | 6 | 6 | 6 | 6 | 6 | 6 | 6 | 6 | 6 | 6 | 6 | 6 | 6 |
| 87 | Customized Combat Boots | 1,790,000.00 | 1,790,000.00 | 72 | 6 | 6 | 6 | 6 | 6 | 6 | 6 | 6 | 6 | 6 | 6 | 6 | 6 | 6 |
| 88 | Dog Tags | 116,550.00 | 116,550.00 | 72 | 6 | 6 | 6 | 6 | 6 | 6 | 6 | 6 | 6 | 6 | 6 | 6 | 6 | 6 |
| 89 | Dress, Shoes, Low Cut | 6,491,800.00 | 6,491,800.00 | 72 | 6 | 6 | 6 | 6 | 6 | 6 | 6 | 6 | 6 | 6 | 6 | 6 | 6 | 6 |
| 90 | Drill C Uniform | 507,000.00 | 507,000.00 | 72 | 6 | 6 | 6 | 6 | 6 | 6 | 6 | 6 | 6 | 6 | 6 | 6 | 6 | 6 |
| 91 | Drill White Uniform | 507,000.00 | 507,000.00 | 72 | 6 | 6 | 6 | 6 | 6 | 6 | 6 | 6 | 6 | 6 | 6 | 6 | 6 | 6 |
| 92 | Ear Plugs | 116,550.00 | 116,550.00 | 72 | 6 | 6 | 6 | 6 | 6 | 6 | 6 | 6 | 6 | 6 | 6 | 6 | 6 | 6 |
| 93 | FieldJacket, Reversible, Camflge | 1,234,500.00 | 1,234,500.00 | 72 | 6 | 6 | 6 | 6 | 6 | 6 | 6 | 6 | 6 | 6 | 6 | 6 | 6 | 6 |
| 94 | Flash Light, OD (Tactical light AA Batteries) | 1,969,000.00 | 1,969,000.00 | 72 | 6 | 6 | 6 | 6 | 6 | 6 | 6 | 6 | 6 | 6 | 6 | 6 | 6 | 6 |
| 95 | Gala /Barong for CE Awardees | 20,000.00 | 20,000.00 | 72 | 6 | 6 | 6 | 6 | 6 | 6 | 6 | 6 | 6 | 6 | 6 | 6 | 6 | 6 |
| 96 | Gala Uniform w/ complete paraphernalias | 1,690,000.00 | 1,690,000.00 | 72 | 6 | 6 | 6 | 6 | 6 | 6 | 6 | 6 | 6 | 6 | 6 | 6 | 6 | 6 |
| 97 | General Belt (BDA) | 375,830.00 | 375,830.00 | 72 | 6 | 6 | 6 | 6 | 6 | 6 | 6 | 6 | 6 | 6 | 6 | 6 | 6 | 6 |
| 98 | Gloves, Winter | 333,000.00 | 333,000.00 | 72 | 6 | 6 | 6 | 6 | 6 | 6 | 6 | 6 | 6 | 6 | 6 | 6 | 6 | 6 |
| 99 | GOA Jacket | 75,000.00 | 75,000.00 | 72 | 6 | 6 | 6 | 6 | 6 | 6 | 6 | 6 | 6 | 6 | 6 | 6 | 6 | 6 |
| 100 | GOA, Green, Cloth | 3,392,100.00 | 3,392,100.00 | 72 | 6 | 6 | 6 | 6 | 6 | 6 | 6 | 6 | 6 | 6 | 6 | 6 | 6 | 6 |
| 101 | Handkerchief (4 White/3 OD) | 632,329.00 | 632,329.00 | 72 | 6 | 6 | 6 | 6 | 6 | 6 | 6 | 6 | 6 | 6 | 6 | 6 | 6 | 6 |
| 102 | Handkerchief, Cotton (black) | 25,308.00 | 25,308.00 | 72 | 6 | 6 | 6 | 6 | 6 | 6 | 6 | 6 | 6 | 6 | 6 | 6 | 6 | 6 |
| 103 | Hat, Lousy, Camouflage | 4,478,470.00 | 4,478,470.00 | 72 | 6 | 6 | 6 | 6 | 6 | 6 | 6 | 6 | 6 | 6 | 6 | 6 | 6 | 6 |
| 104 | Headwarmer, Camflge | 299,700.00 | 299,700.00 | 72 | 6 | 6 | 6 | 6 | 6 | 6 | 6 | 6 | 6 | 6 | 6 | 6 | 6 | 6 |
| 105 | Helmet Liner, OD | 1,092,000.00 | 1,092,000.00 | 72 | 6 | 6 | 6 | 6 | 6 | 6 | 6 | 6 | 6 | 6 | 6 | 6 | 6 | 6 |
| 106 | Hydration Pack, (3 liters) | 765,900.00 | 765,900.00 | 72 | 6 | 6 | 6 | 6 | 6 | 6 | 6 | 6 | 6 | 6 | 6 | 6 | 6 | 6 |
| 107 | Individual Chest Rig | 4,858,000.00 | 4,858,000.00 | 72 | 6 | 6 | 6 | 6 | 6 | 6 | 6 | 6 | 6 | 6 | 6 | 6 | 6 | 6 |
| 108 | Individual First Aid Kit | 1,240,470.00 | 1,240,470.00 | 72 | 6 | 6 | 6 | 6 | 6 | 6 | 6 | 6 | 6 | 6 | 6 | 6 | 6 | 6 |
| 109 | Individual Load Bearing Gear, Camouflage | 5,008,300.00 | 5,008,300.00 | 72 | 6 | 6 | 6 | 6 | 6 | 6 | 6 | 6 | 6 | 6 | 6 | 6 | 6 | 6 |
| 110 | Interment Flag | 175,000.00 | 175,000.00 | 72 | 6 | 6 | 6 | 6 | 6 | 6 | 6 | 6 | 6 | 6 | 6 | 6 | 6 | 6 |
| 111 | Jacket | 1,280,000.00 | 1,280,000.00 | 72 | 6 | 6 | 6 | 6 | 6 | 6 | 6 | 6 | 6 | 6 | 6 | 6 | 6 | 6 |
| 112 | Jogging Pants and Jacket | 799,200.00 | 799,200.00 | 72 | 6 | 6 | 6 | 6 | 6 | 6 | 6 | 6 | 6 | 6 | 6 | 6 | 6 | 6 |
| 113 | Jungle Bolo w/ scabbard | 1,690,000.00 | 1,690,000.00 | 72 | 6 | 6 | 6 | 6 | 6 | 6 | 6 | 6 | 6 | 6 | 6 | 6 | 6 | 6 |
| 114 | Jungle Hammock | 1,378,300.00 | 1,378,300.00 | 72 | 6 | 6 | 6 | 6 | 6 | 6 | 6 | 6 | 6 | 6 | 6 | 6 | 6 | 6 |
| 115 | Jungle Knife | 1,924,200.00 | 1,924,200.00 | 72 | 6 | 6 | 6 | 6 | 6 | 6 | 6 | 6 | 6 | 6 | 6 | 6 | 6 | 6 |

| | | | | | | | | | | | | | | | | | | | |
|-----|--------------------------------------|--------------|--------------|----|---|---|---|---|---|---|---|---|---|---|---|---|---|---|---|
| 116 | Lanyard (EP) | 216,000.00 | 216,000.00 | 72 | 6 | 6 | 6 | 6 | 6 | 6 | 6 | 6 | 6 | 6 | 6 | 6 | 6 | 6 | 6 |
| 117 | Lanyard (Offr) | 288,000.00 | 288,000.00 | 72 | 6 | 6 | 6 | 6 | 6 | 6 | 6 | 6 | 6 | 6 | 6 | 6 | 6 | 6 | 6 |
| 118 | Lensatic Compass | 2,275,000.00 | 2,275,000.00 | 72 | 6 | 6 | 6 | 6 | 6 | 6 | 6 | 6 | 6 | 6 | 6 | 6 | 6 | 6 | 6 |
| 119 | Malong | 1,181,400.00 | 1,181,400.00 | 72 | 6 | 6 | 6 | 6 | 6 | 6 | 6 | 6 | 6 | 6 | 6 | 6 | 6 | 6 | 6 |
| 120 | Map, Bag, Camouflage | 202,800.00 | 202,800.00 | 72 | 6 | 6 | 6 | 6 | 6 | 6 | 6 | 6 | 6 | 6 | 6 | 6 | 6 | 6 | 6 |
| 121 | Mat Canvass, OD | 4,246,450.00 | 4,246,450.00 | 72 | 6 | 6 | 6 | 6 | 6 | 6 | 6 | 6 | 6 | 6 | 6 | 6 | 6 | 6 | 6 |
| 122 | Mess Gear, Plastic | 1,587,030.00 | 1,587,030.00 | 72 | 6 | 6 | 6 | 6 | 6 | 6 | 6 | 6 | 6 | 6 | 6 | 6 | 6 | 6 | 6 |
| 123 | Mess Jacket | 400,000.00 | 400,000.00 | 72 | 6 | 6 | 6 | 6 | 6 | 6 | 6 | 6 | 6 | 6 | 6 | 6 | 6 | 6 | 6 |
| 124 | Metal Rank (General) | 107,380.00 | 107,380.00 | 72 | 6 | 6 | 6 | 6 | 6 | 6 | 6 | 6 | 6 | 6 | 6 | 6 | 6 | 6 | 6 |
| 125 | MP Brassard (OD) | 16,000.00 | 16,000.00 | 72 | 6 | 6 | 6 | 6 | 6 | 6 | 6 | 6 | 6 | 6 | 6 | 6 | 6 | 6 | 6 |
| 126 | MP Brassard (White) | 16,000.00 | 16,000.00 | 72 | 6 | 6 | 6 | 6 | 6 | 6 | 6 | 6 | 6 | 6 | 6 | 6 | 6 | 6 | 6 |
| 127 | MP Helmet | 62,500.00 | 62,500.00 | 72 | 6 | 6 | 6 | 6 | 6 | 6 | 6 | 6 | 6 | 6 | 6 | 6 | 6 | 6 | 6 |
| 128 | MP Lanyard (White) | 7,500.00 | 7,500.00 | 72 | 6 | 6 | 6 | 6 | 6 | 6 | 6 | 6 | 6 | 6 | 6 | 6 | 6 | 6 | 6 |
| 129 | MP Raincoat | 80,000.00 | 80,000.00 | 72 | 6 | 6 | 6 | 6 | 6 | 6 | 6 | 6 | 6 | 6 | 6 | 6 | 6 | 6 | 6 |
| 130 | MP Rig Belt (OD) | 75,000.00 | 75,000.00 | 72 | 6 | 6 | 6 | 6 | 6 | 6 | 6 | 6 | 6 | 6 | 6 | 6 | 6 | 6 | 6 |
| 131 | MP Rig Belt (White) | 75,000.00 | 75,000.00 | 72 | 6 | 6 | 6 | 6 | 6 | 6 | 6 | 6 | 6 | 6 | 6 | 6 | 6 | 6 | 6 |
| 132 | MP Traffic Vest (reflectORIZED) | 47,500.00 | 47,500.00 | 72 | 6 | 6 | 6 | 6 | 6 | 6 | 6 | 6 | 6 | 6 | 6 | 6 | 6 | 6 | 6 |
| 133 | Mug | 33,300.00 | 33,300.00 | 72 | 6 | 6 | 6 | 6 | 6 | 6 | 6 | 6 | 6 | 6 | 6 | 6 | 6 | 6 | 6 |
| 134 | Name Cloth, Phil Flag, Rank Insignia | 437,562.00 | 437,562.00 | 72 | 6 | 6 | 6 | 6 | 6 | 6 | 6 | 6 | 6 | 6 | 6 | 6 | 6 | 6 | 6 |
| 135 | Pack, Field, Camouflage w/ brace | 6,202,240.00 | 6,202,240.00 | 72 | 6 | 6 | 6 | 6 | 6 | 6 | 6 | 6 | 6 | 6 | 6 | 6 | 6 | 6 | 6 |
| 136 | Pack, Field, Camouflage w/o frame | 384,750.00 | 384,750.00 | 72 | 6 | 6 | 6 | 6 | 6 | 6 | 6 | 6 | 6 | 6 | 6 | 6 | 6 | 6 | 6 |
| 137 | Pershing Cap /Fett Cap (EP) | 110,000.00 | 110,000.00 | 72 | 6 | 6 | 6 | 6 | 6 | 6 | 6 | 6 | 6 | 6 | 6 | 6 | 6 | 6 | 6 |
| 138 | Pershing Cap (General) | 767,000.00 | 767,000.00 | 72 | 6 | 6 | 6 | 6 | 6 | 6 | 6 | 6 | 6 | 6 | 6 | 6 | 6 | 6 | 6 |
| 139 | Pillow, Vacuum | 1,533,850.00 | 1,533,850.00 | 72 | 6 | 6 | 6 | 6 | 6 | 6 | 6 | 6 | 6 | 6 | 6 | 6 | 6 | 6 | 6 |
| 140 | Pistol, Holster, OD | 236,600.00 | 236,600.00 | 72 | 6 | 6 | 6 | 6 | 6 | 6 | 6 | 6 | 6 | 6 | 6 | 6 | 6 | 6 | 6 |
| 141 | Poncho, Tent, Camouflage | 7,805,540.00 | 7,805,540.00 | 72 | 6 | 6 | 6 | 6 | 6 | 6 | 6 | 6 | 6 | 6 | 6 | 6 | 6 | 6 | 6 |
| 142 | Pouch, Canteen, Camouflage | 742,440.00 | 742,440.00 | 72 | 6 | 6 | 6 | 6 | 6 | 6 | 6 | 6 | 6 | 6 | 6 | 6 | 6 | 6 | 6 |
| 143 | Pull Over (Sweater) | 333,000.00 | 333,000.00 | 72 | 6 | 6 | 6 | 6 | 6 | 6 | 6 | 6 | 6 | 6 | 6 | 6 | 6 | 6 | 6 |
| 144 | Raincoat, Camouflage | 338,000.00 | 338,000.00 | 72 | 6 | 6 | 6 | 6 | 6 | 6 | 6 | 6 | 6 | 6 | 6 | 6 | 6 | 6 | 6 |
| 145 | ReflectORIZED Belt | 1,181,400.00 | 1,181,400.00 | 72 | 6 | 6 | 6 | 6 | 6 | 6 | 6 | 6 | 6 | 6 | 6 | 6 | 6 | 6 | 6 |
| 146 | Rope, Utility (8 meters) | 108,160.00 | 108,160.00 | 72 | 6 | 6 | 6 | 6 | 6 | 6 | 6 | 6 | 6 | 6 | 6 | 6 | 6 | 6 | 6 |
| 147 | Rossary Whistle | 16,500.00 | 16,500.00 | 72 | 6 | 6 | 6 | 6 | 6 | 6 | 6 | 6 | 6 | 6 | 6 | 6 | 6 | 6 | 6 |
| 148 | Sandals, Rubber | 33,800.00 | 33,800.00 | 72 | 6 | 6 | 6 | 6 | 6 | 6 | 6 | 6 | 6 | 6 | 6 | 6 | 6 | 6 | 6 |
| 149 | Scarf, Winter, OD | 266,400.00 | 266,400.00 | 72 | 6 | 6 | 6 | 6 | 6 | 6 | 6 | 6 | 6 | 6 | 6 | 6 | 6 | 6 | 6 |
| 150 | Service Blouse | 2,268,500.00 | 2,268,500.00 | 72 | 6 | 6 | 6 | 6 | 6 | 6 | 6 | 6 | 6 | 6 | 6 | 6 | 6 | 6 | 6 |
| 151 | Shoe Shine, Kit | 83,250.00 | 83,250.00 | 72 | 6 | 6 | 6 | 6 | 6 | 6 | 6 | 6 | 6 | 6 | 6 | 6 | 6 | 6 | 6 |
| 152 | Shoes, Dress, Low Cut | 1,310,400.00 | 1,310,400.00 | 72 | 6 | 6 | 6 | 6 | 6 | 6 | 6 | 6 | 6 | 6 | 6 | 6 | 6 | 6 | 6 |
| 153 | Shoes, Reebok | 845,000.00 | 845,000.00 | 72 | 6 | 6 | 6 | 6 | 6 | 6 | 6 | 6 | 6 | 6 | 6 | 6 | 6 | 6 | 6 |
| 154 | Shoes, Rubber, Low Cut, White | 7,745,000.00 | 7,745,000.00 | 72 | 6 | 6 | 6 | 6 | 6 | 6 | 6 | 6 | 6 | 6 | 6 | 6 | 6 | 6 | 6 |
| 155 | Shoes, Rubber, Valor Type | 5,973,500.00 | 5,973,500.00 | 72 | 6 | 6 | 6 | 6 | 6 | 6 | 6 | 6 | 6 | 6 | 6 | 6 | 6 | 6 | 6 |
| 156 | Short, Pants, OD | 6,112,800.00 | 6,112,800.00 | 72 | 6 | 6 | 6 | 6 | 6 | 6 | 6 | 6 | 6 | 6 | 6 | 6 | 6 | 6 | 6 |
| 157 | Shoulder Board (General) | 260,780.00 | 260,780.00 | 72 | 6 | 6 | 6 | 6 | 6 | 6 | 6 | 6 | 6 | 6 | 6 | 6 | 6 | 6 | 6 |
| 158 | Shoulder Loop (2LT) | 88,000.00 | 88,000.00 | 72 | 6 | 6 | 6 | 6 | 6 | 6 | 6 | 6 | 6 | 6 | 6 | 6 | 6 | 6 | 6 |
| 159 | Shoulder Loop (General) | 61,360.00 | 61,360.00 | 72 | 6 | 6 | 6 | 6 | 6 | 6 | 6 | 6 | 6 | 6 | 6 | 6 | 6 | 6 | 6 |
| 160 | Sleeping Uniform | 169,000.00 | 169,000.00 | 72 | 6 | 6 | 6 | 6 | 6 | 6 | 6 | 6 | 6 | 6 | 6 | 6 | 6 | 6 | 6 |
| 161 | Snap Link | 5,976,000.00 | 5,976,000.00 | 72 | 6 | 6 | 6 | 6 | 6 | 6 | 6 | 6 | 6 | 6 | 6 | 6 | 6 | 6 | 6 |
| 162 | Snipers Veil | 540,000.00 | 540,000.00 | 72 | 6 | 6 | 6 | 6 | 6 | 6 | 6 | 6 | 6 | 6 | 6 | 6 | 6 | 6 | 6 |
| 163 | Socks for Boots, Rib Knit Black | 3,042,890.00 | 3,042,890.00 | 72 | 6 | 6 | 6 | 6 | 6 | 6 | 6 | 6 | 6 | 6 | 6 | 6 | 6 | 6 | 6 |
| 164 | Socks, Athletic, Acrylic, White | 2,117,270.00 | 2,117,270.00 | 72 | 6 | 6 | 6 | 6 | 6 | 6 | 6 | 6 | 6 | 6 | 6 | 6 | 6 | 6 | 6 |

| | | | | | | | | | | | | | | | | | | |
|-----|--|------------------|---|------------------|---------------|----------------|---|----------------|---|--------------|---|--|--|---|--|--|--|--|
| 214 | B. Training Ammo and Explosives Requirement (G8 & G9) Through ARSENAL | | | | | | | | | 1 | | | | | | | | |
| 215 | Ctg 5.56mm Ball (SS109) | 92,550,000.00 | - | - | 92,550,000.00 | - | - | 1 | | | | | | | | | | |
| 216 | Ctg 5.56mm Linked (SS109) | 45,520,000.00 | - | - | 45,520,000.00 | - | - | 1 | | 1 | | | | | | | | |
| 217 | Ctg 5.56mm Blank | 26,680,428.00 | - | - | 26,680,428.00 | - | - | 1 | | 1 | | | | | | | | |
| 218 | Ctg 7.62mm Linked | 41,902,326.00 | - | - | 41,902,326.00 | - | - | 1 | | 1 | | | | | | | | |
| 219 | Ctg 7.62mm Blank | 26,770,000.00 | - | - | 26,770,000.00 | - | - | 1 | | 1 | | | | | | | | |
| 220 | Reloading Ammo: | - | - | - | - | - | - | 0 | | | | | | | | | | |
| 221 | Ctg 105mm Blank Ammo | 900,000.00 | - | - | - | 900,000.00 | - | 2 | | 1 | | | | 1 | | | | |
| 222 | C. Maintenance: | - | - | - | - | - | - | 0 | | | | | | | | | | |
| 223 | Maintenance of Ammo, Firearms and Accessories: | - | - | - | - | - | - | 0 | | | | | | | | | | |
| 224 | Fabrication of Blank Firing Attachment for M16 Rifle | 498,750.00 | - | 498,750.00 | - | - | - | 1 | | | 1 | | | | | | | |
| 225 | Maintenance of artillery tools to be issued to HHB, 3FAB, 9FAB, 10FAB, 12 FAB and 16FAB, AAR | 486,710.00 | - | - | - | 486,710.00 | - | 1 | | | 1 | | | | | | | |
| 226 | Fabrication of gun covers for 105mm/155mm Howitzer of AAR | 484,500.00 | - | - | - | 484,500.00 | - | 1 | | | 1 | | | | | | | |
| 227 | Reproduction of prototypes Explosive Detection and Identification Kit (EDI Kit) for use of EODBn technicians | 143,103.84 | - | - | - | 143,103.84 | - | 1 | | | 1 | | | | | | | |
| 228 | Reproduction of Jane Military Books for Weapons, Ammunitions & other ordnance items for use of RDC, ASCOM as reference in the conduct of test on sample materials. | 336,600.00 | - | - | - | 336,600.00 | - | 1 | | | 1 | | | | | | | |
| 229 | D. Accessories | - | - | - | - | - | - | 0 | | | | | | | | | | |
| 230 | Magazine Assy for M16 Rifle (30 rds cap/allum) 119 EA | 59,500,000.00 | - | 59,500,000.00 | - | - | - | 1 | | | 1 | | | | | | | |
| 236 | TOTAL | 1,825,550,318.50 | - | 1,128,020,592.50 | - | 216,515,569.50 | - | 477,554,742.66 | - | 3,459,413.84 | | | | | | | | |

Prepared By:

EMM ANUEL P PRIVADO
 COL (SC) (QMS) PA
 AC of S for Logistics G4

Approved By:

 NOEL A COBALLES
 Lieutenant General AFP
 Commanding General, PA

HEADQUARTERS
PHILIPPINE ARMY
Fort andres Bonifacio, Metro Manila

Project Procurement Management Plan


PPMP Nr PA- 015-14

Chemical and Filtering Supplies Expenses

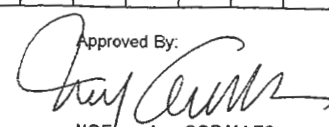
DATE 26-Nov-13

| Line No | Activity | Amount | Mode of Procurement | | | qty/size | Schedule for Each Procurement Activity | | | | | | | | | | | | REMARKS | |
|---------|--|-------------------|---------------------|----------------------------|----------|------------------|--|-----|-----|-----|-----|-----|-----|-----|-----|-----|-----|-----|---------|------|
| | | | Shopping (5) | Negotiated Procurement (6) | | | JAN | FEB | MAR | APR | MAY | JUN | JUL | AUG | SEP | OCT | NOV | DEC | | |
| | | | | 53.5 | 53.7 | | | | | | | | | | | | | | | 53.9 |
| 1 | 2 | 3 | 8 | 9 | 11 | 12 | 14 | 15 | 16 | 17 | 18 | 19 | 20 | 21 | 22 | 23 | 24 | 25 | 26 | 27 |
| 4 | Chemical and Filtering Supplies Expenses 3ID, PA | 10,000.00 | 10,000.00 | - | - | - | 12 | 1 | 1 | 1 | 1 | 1 | 1 | 1 | 1 | 1 | 1 | 1 | 1 | 1 |
| 22 | Chemical and Filtering Supplies Expenses ASCOM, PA | 567,000.00 | 544,000.00 | - | - | 23,000.00 | 42 | 1 | 1 | 1 | 1 | 1 | 1 | 1 | 1 | 1 | 1 | 1 | 1 | 1 |
| 42 | Chemical and Filtering Supplies Expenses G7, PA | 45,000.00 | - | - | - | 45,000.00 | 12 | 1 | 1 | 1 | 1 | 1 | 1 | 1 | 1 | 1 | 1 | 1 | 1 | 1 |
| 43 | Chemical and Filtering Supplies Expenses G8, PA | 120,000.00 | - | 120,000.00 | - | - | 12 | 1 | 1 | 1 | 1 | 1 | 1 | 1 | 1 | 1 | 1 | 1 | 1 | 1 |
| 45 | TOTAL | 742,000.00 | 554,000.00 | 120,000.00 | - | 68,000.00 | | | | | | | | | | | | | | |

Prepared By:



EMMANUEL P. PRIVADO
COL-GSC (QMS) PA
AC of S for Logistics G4

Approved By:

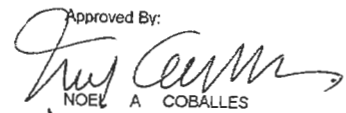

NOEL A. COBALLES
Lieutenant General AFP
Commanding General, PA

| | | | | | | | | | | | | | | | | | | | | |
|----|---------------------------------------|--------|----------------|---------------|---------------|------------|----------------|----|---|---|---|---|---|---|---|---|---|---|---|---|
| 40 | Other Supplies and Materials Expenses | G5, PA | 36,000.00 | 36,000.00 | - | - | - | 60 | 5 | 5 | 5 | 5 | 5 | 5 | 5 | 5 | 5 | 5 | 5 | 5 |
| 41 | Other Supplies and Materials Expenses | G6, PA | 671,000.00 | - | - | - | 671,000.00 | 60 | 5 | 5 | 5 | 5 | 5 | 5 | 5 | 5 | 5 | 5 | 5 | 5 |
| 42 | Other Supplies and Materials Expenses | G7, PA | 3,348,400.00 | - | 1,998,400.00 | - | 1,350,000.00 | 60 | 5 | 5 | 5 | 5 | 5 | 5 | 5 | 5 | 5 | 5 | 5 | 5 |
| 43 | Other Supplies and Materials Expenses | G8, PA | 2,040,000.00 | 2,040,000.00 | - | - | - | 60 | 5 | 5 | 5 | 5 | 5 | 5 | 5 | 5 | 5 | 5 | 5 | 5 |
| 45 | TOTAL | | 219,650,187.84 | 87,752,778.15 | 19,808,600.96 | 265,600.00 | 111,823,208.73 | | | | | | | | | | | | | |

Prepared By:


 EMMANUEL P PRIVADO
 COL GSC (CMS) PA
 AC of S for Logistics G4

Approved By:


 NOEL A COBALLES
 Lieutenant General AFP
 Commanding General, PA

HEADQUARTERS
PHILIPPINE ARMY
Fort andres Bonifacio, Metro Manila

Project Procurement Management Plan

PPMP Nr PA- 017-14

Water Expenses


DATE 26-Nov-13

| Line No | Activity | Amount | Mode of Procurement | | qty/size | Schedule for Each Procurement Activity | | | | | | | | | | | | REMARKS |
|---------|--------------------------|-----------------------|---------------------------|--------------------|----------|--|-----|-----|-----|-----|-----|-----|-----|-----|-----|-----|-----|---------|
| | | | Direct Contracting (3) | Negotiated 53.9 | | JAN | FEB | MAR | APR | MAY | JUN | JUL | AUG | SEP | OCT | NOV | DEC | |
| | | | | | | Direct Contracting/Negotiated - Schedule Procurement | | | | | | | | | | | | |
| 1 | 2 | 3 | 6 | 12 | 14 | 15 | 16 | 17 | 18 | 19 | 20 | 21 | 22 | 23 | 24 | 25 | 26 | 27 |
| 6 | Water Expenses 5ID,, PA | 66,000.00 | 66,000.00 | - | 12 | 1 | 1 | 1 | 1 | 1 | 1 | 1 | 1 | 1 | 1 | 1 | 1 | 1 |
| 22 | Water Expenses ASCOM, PA | 96,000.00 | - | 96,000.00 | 12 | 1 | 1 | 1 | 1 | 1 | 1 | 1 | 1 | 1 | 1 | 1 | 1 | 1 |
| 33 | Water Expenses ASPA | 36,400.00 | 36,400.00 | - | 12 | 1 | 1 | 1 | 1 | 1 | 1 | 1 | 1 | 1 | 1 | 1 | 1 | 1 |
| 36 | Water Expenses G1, PA | 79,350.00 | - | 79,350.00 | 12 | 1 | 1 | 1 | 1 | 1 | 1 | 1 | 1 | 1 | 1 | 1 | 1 | 1 |
| 38 | Water Expenses G3, PA | 1,749,000.00 | 1,749,000.00 | - | 12 | 1 | 1 | 1 | 1 | 1 | 1 | 1 | 1 | 1 | 1 | 1 | 1 | 1 |
| 39 | Water Expenses G4, PA | 173,379,055.96 | 173,379,055.96 | - | 12 | 1 | 1 | 1 | 1 | 1 | 1 | 1 | 1 | 1 | 1 | 1 | 1 | 1 |
| 45 | TOTAL | 175,405,805.96 | 175,230,455.96 | 175,350.00 | | | | | | | | | | | | | | |

Prepared By:

EMMANUEL P PRIVADO
COL GSC (QMS) PA
AC of S for Logistics G4

Approved By:


NOEL A COBALLES
Lieutenant General AFP
Commanding General, PA

HEADQUARTERS
PHILIPPINE ARMY
Fort andres Bonifacio, Metro Manila

Project Procurement Management Plan

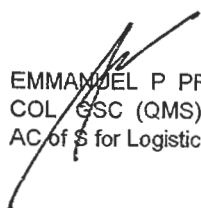
PPMP Nr PA- 018-14

Electricity Expenses


DATE 26-Nov-13

| Line No | Activity | Amount | Mode of Procurement | qty/size | Schedule for Each Procurement Activity | | | | | | | | | | | | REMARKS |
|---------|------------------------------|-----------------------|-----------------------|----------|--|-----|-----|-----|-----|-----|-----|-----|-----|-----|-----|-----|---------|
| | | | | | JAN | FEB | MAR | APR | MAY | JUN | JUL | AUG | SEP | OCT | NOV | DEC | |
| 1 | 2 | 3 | 6 | 14 | 15 | 16 | 17 | 18 | 19 | 20 | 21 | 22 | 23 | 24 | 25 | 26 | 27 |
| 6 | Electricity Expenses 5ID, PA | 401,000.00 | 401,000.00 | 12 | 1 | 1 | 1 | 1 | 1 | 1 | 1 | 1 | 1 | 1 | 1 | 1 | |
| 33 | Electricity Expenses ASPA | 809,390.00 | 809,390.00 | 12 | 1 | 1 | 1 | 1 | 1 | 1 | 1 | 1 | 1 | 1 | 1 | 1 | |
| 38 | Electricity Expenses G3, PA | 1,749,000.00 | 1,749,000.00 | 12 | 1 | 1 | 1 | 1 | 1 | 1 | 1 | 1 | 1 | 1 | 1 | 1 | |
| 39 | Electricity Expenses G4, PA | 298,052,370.80 | 298,052,370.80 | 12 | 1 | 1 | 1 | 1 | 1 | 1 | 1 | 1 | 1 | 1 | 1 | 1 | |
| 45 | TOTAL | 301,011,760.80 | 301,011,760.80 | | | | | | | | | | | | | | |

Prepared By:


EMMANUEL P PRIVADO
COL GSC (QMS) PA
AC of S for Logistics G4

Approved By:


NOEL A COBALLES
Lieutenant General AFP
Commanding General, PA

HEADQUARTERS
PHILIPPINE ARMY
Fort andres Bonifacio, Metro Manila

Project Procurement Management Plan

PPMP Nr PA- 019-14

Postage and Courier Services

DATE: 26-Nov-13

| Line No | Activity | Amount | Mode of Procurement | | | qty/size | Schedule for Each Procurement Activity | | | | | | | | | | | | REMARKS |
|---------|--|---------------------|------------------------|---------------------|---------------------|----------|---|-----|-----|-----|-----|-----|-----|-----|-----|-----|-----|-----|---------|
| | | | Direct Contracting (3) | Shopping (5) | Negotiated 53.9 | | JAN | FEB | MAR | APR | MAY | JUN | JUL | AUG | SEP | OCT | NOV | DEC | |
| | | | | | | | Direct Contracting/Shopping/Negotiated - Schedule Procurement | | | | | | | | | | | | |
| 1 | 2 | 3 | 6 | 8 | 12 | 14 | 15 | 16 | 17 | 18 | 19 | 20 | 21 | 22 | 23 | 24 | 25 | 26 | 27 |
| 2 | Postage and Courier Services 1ID, PA | 128,160.00 | - | 128,160.00 | - | 12 | 1 | 1 | 1 | 1 | 1 | 1 | 1 | 1 | 1 | 1 | 1 | 1 | 1 |
| 3 | Postage and Courier Services 2ID, PA | 37,480.00 | - | 37,480.00 | - | 12 | 1 | 1 | 1 | 1 | 1 | 1 | 1 | 1 | 1 | 1 | 1 | 1 | 1 |
| 4 | Postage and Courier Services 3ID, PA | 312,018.48 | - | - | 312,018.48 | 12 | 1 | 1 | 1 | 1 | 1 | 1 | 1 | 1 | 1 | 1 | 1 | 1 | 1 |
| 5 | Postage and Courier Services 4ID, PA | 21,600.00 | - | 21,600.00 | - | 12 | 1 | 1 | 1 | 1 | 1 | 1 | 1 | 1 | 1 | 1 | 1 | 1 | 1 |
| 6 | Postage and Courier Services 5ID, PA | 22,000.00 | - | - | 22,000.00 | 12 | 1 | 1 | 1 | 1 | 1 | 1 | 1 | 1 | 1 | 1 | 1 | 1 | 1 |
| 7 | Postage and Courier Services 6ID, PA | 56,000.00 | - | - | 56,000.00 | 12 | 1 | 1 | 1 | 1 | 1 | 1 | 1 | 1 | 1 | 1 | 1 | 1 | 1 |
| 9 | Postage and Courier Services 8ID, PA | 104,000.00 | - | 104,000.00 | - | 12 | 1 | 1 | 1 | 1 | 1 | 1 | 1 | 1 | 1 | 1 | 1 | 1 | 1 |
| 10 | Postage and Courier Services 9ID, PA | 32,000.00 | - | - | 32,000.00 | 12 | 1 | 1 | 1 | 1 | 1 | 1 | 1 | 1 | 1 | 1 | 1 | 1 | 1 |
| 11 | Postage and Courier Services 10ID, PA | 72,000.00 | - | - | 72,000.00 | 12 | 1 | 1 | 1 | 1 | 1 | 1 | 1 | 1 | 1 | 1 | 1 | 1 | 1 |
| 12 | Postage and Courier Services 51EBde, PA | 14,150.00 | - | - | 14,150.00 | 12 | 1 | 1 | 1 | 1 | 1 | 1 | 1 | 1 | 1 | 1 | 1 | 1 | 1 |
| 13 | Postage and Courier Services 52EBde, PA | 34,100.00 | - | 34,100.00 | - | 12 | 1 | 1 | 1 | 1 | 1 | 1 | 1 | 1 | 1 | 1 | 1 | 1 | 1 |
| 14 | Postage and Courier Services 53EBde, PA | 40,000.00 | - | - | 40,000.00 | 12 | 1 | 1 | 1 | 1 | 1 | 1 | 1 | 1 | 1 | 1 | 1 | 1 | 1 |
| 17 | Postage and Courier Services SOCOM, PA | 88,320.00 | - | 88,320.00 | - | 12 | 1 | 1 | 1 | 1 | 1 | 1 | 1 | 1 | 1 | 1 | 1 | 1 | 1 |
| 19 | Postage and Courier Services TRADOC, PA | 33,940.00 | - | 33,940.00 | - | 12 | 1 | 1 | 1 | 1 | 1 | 1 | 1 | 1 | 1 | 1 | 1 | 1 | 1 |
| 20 | Postage and Courier Services AAR, PA | 178,400.00 | - | 178,400.00 | - | 12 | 1 | 1 | 1 | 1 | 1 | 1 | 1 | 1 | 1 | 1 | 1 | 1 | 1 |
| 21 | Postage and Courier Services ARESCOM, PA | 196,300.00 | - | - | 196,300.00 | 12 | 1 | 1 | 1 | 1 | 1 | 1 | 1 | 1 | 1 | 1 | 1 | 1 | 1 |
| 22 | Postage and Courier Services ASCOM, PA | 293,520.00 | - | 57,600.00 | 235,920.00 | 12 | 1 | 1 | 1 | 1 | 1 | 1 | 1 | 1 | 1 | 1 | 1 | 1 | 1 |
| 23 | Postage and Courier Services HHSG, PA | 126,000.00 | - | 126,000.00 | - | 12 | 1 | 1 | 1 | 1 | 1 | 1 | 1 | 1 | 1 | 1 | 1 | 1 | 1 |
| 24 | Postage and Courier Services ISG, PA | 93,600.00 | - | 93,600.00 | - | 12 | 1 | 1 | 1 | 1 | 1 | 1 | 1 | 1 | 1 | 1 | 1 | 1 | 1 |
| 26 | Postage and Courier Services CMOG, PA | 4,000.00 | - | - | 4,000.00 | 12 | 1 | 1 | 1 | 1 | 1 | 1 | 1 | 1 | 1 | 1 | 1 | 1 | 1 |
| 27 | Postage and Courier Services FCPA | 379,600.00 | - | - | 379,600.00 | 12 | 1 | 1 | 1 | 1 | 1 | 1 | 1 | 1 | 1 | 1 | 1 | 1 | 1 |
| 28 | Postage and Courier Services APMC | 3,600.00 | - | 3,600.00 | - | 12 | 1 | 1 | 1 | 1 | 1 | 1 | 1 | 1 | 1 | 1 | 1 | 1 | 1 |
| 32 | Postage and Courier Services APAO | 16,500.00 | - | 16,500.00 | - | 12 | 1 | 1 | 1 | 1 | 1 | 1 | 1 | 1 | 1 | 1 | 1 | 1 | 1 |
| 33 | Postage and Courier Services ASPA | 247,120.00 | 103,120.00 | 144,000.00 | - | 12 | 1 | 1 | 1 | 1 | 1 | 1 | 1 | 1 | 1 | 1 | 1 | 1 | 1 |
| 36 | Postage and Courier Services G1, PA | 3,000.00 | 3,000.00 | - | - | 12 | 1 | 1 | 1 | 1 | 1 | 1 | 1 | 1 | 1 | 1 | 1 | 1 | 1 |
| 45 | TOTAL | 2,537,408.48 | 106,120.00 | 1,067,300.00 | 1,363,988.48 | | | | | | | | | | | | | | |

Prepared By:

EMMANUEL P PRIVADO
COL GSC (QMS) PA
AC of S for Logistics G4

Approved By:

NOEL A COBALLES
Lieutenant General AFP
Commanding General, PA

HEADQUARTERS
PHILIPPINE ARMY
Fort andres Bonifacio, Metro Manila

Project Procurement Management Plan

PPMP Nr PA- 020-14 Mobile Expenses

DATE: 26-Nov-13

| Line No | Activity | Amount | Mode of Procurement | | | | qty/size | Schedule for Each Procurement Activity | | | | | | | | | | | | REMARKS |
|---|-----------------------------|--------------|------------------------|--------------|----------------------------|--------------|----------|--|-----|-----|-----|-----|-----|-----|-----|-----|-----|-----|-----|---------|
| | | | Direct Contracting (3) | Shopping (5) | Negotiated Procurement (6) | | | JAN | FEB | MAR | APR | MAY | JUN | JUL | AUG | SEP | OCT | NOV | DEC | |
| | | | | | 53.5 | 53.9 | | | | | | | | | | | | | | |
| 1 | 2 | 3 | 6 | 8 | 9 | 12 | 14 | 15 | 16 | 17 | 18 | 19 | 20 | 21 | 22 | 23 | 24 | 25 | 26 | 27 |
| Direct Contracting/Shopping/Negotiated - Schedule Procurement | | | | | | | | | | | | | | | | | | | | |
| 2 | Mobile Expenses 1ID, PA | 3,764,166.00 | 1,519,700.00 | 2,244,466.00 | - | - | 12 | 1 | 1 | 1 | 1 | 1 | 1 | 1 | 1 | 1 | 1 | 1 | 1 | 1 |
| 3 | Mobile Expenses 2ID, PA | 2,372,180.00 | - | - | 2,372,180.00 | - | 12 | 1 | 1 | 1 | 1 | 1 | 1 | 1 | 1 | 1 | 1 | 1 | 1 | 1 |
| 4 | Mobile Expenses 3ID, PA | 3,635,621.08 | 727,124.22 | 1,454,248.43 | 1,454,248.43 | - | 12 | 1 | 1 | 1 | 1 | 1 | 1 | 1 | 1 | 1 | 1 | 1 | 1 | 1 |
| 5 | Mobile Expenses 4ID, PA | 1,868,676.00 | 429,200.00 | 1,439,476.00 | - | - | 12 | 1 | 1 | 1 | 1 | 1 | 1 | 1 | 1 | 1 | 1 | 1 | 1 | 1 |
| 6 | Mobile Expenses 5ID, PA | 1,301,671.00 | 323,596.00 | - | - | 978,075.00 | 12 | 1 | 1 | 1 | 1 | 1 | 1 | 1 | 1 | 1 | 1 | 1 | 1 | 1 |
| 7 | Mobile Expenses 6ID, PA | 5,238,224.60 | 1,663,717.38 | 1,021,644.92 | - | 2,552,862.30 | 12 | 1 | 1 | 1 | 1 | 1 | 1 | 1 | 1 | 1 | 1 | 1 | 1 | 1 |
| 8 | Mobile Expenses 7ID, PA | 2,537,424.00 | - | - | - | 2,537,424.00 | 12 | 1 | 1 | 1 | 1 | 1 | 1 | 1 | 1 | 1 | 1 | 1 | 1 | 1 |
| 9 | Mobile Expenses 8ID, PA | 1,886,540.00 | 1,886,540.00 | - | - | - | 12 | 1 | 1 | 1 | 1 | 1 | 1 | 1 | 1 | 1 | 1 | 1 | 1 | 1 |
| 10 | Mobile Expenses 9ID, PA | 1,719,550.00 | - | - | - | 1,719,550.00 | 12 | 1 | 1 | 1 | 1 | 1 | 1 | 1 | 1 | 1 | 1 | 1 | 1 | 1 |
| 11 | Mobile Expenses 10ID, PA | 2,403,050.00 | - | 2,403,050.00 | - | - | 12 | 1 | 1 | 1 | 1 | 1 | 1 | 1 | 1 | 1 | 1 | 1 | 1 | 1 |
| 12 | Mobile Expenses 51EBde, PA | 478,600.00 | 478,600.00 | - | - | - | 12 | 1 | 1 | 1 | 1 | 1 | 1 | 1 | 1 | 1 | 1 | 1 | 1 | 1 |
| 13 | Mobile Expenses 52EBde, PA | 214,700.00 | - | - | - | 214,700.00 | 12 | 1 | 1 | 1 | 1 | 1 | 1 | 1 | 1 | 1 | 1 | 1 | 1 | 1 |
| 14 | Mobile Expenses 53EBde, PA | 283,400.00 | - | - | - | 283,400.00 | 12 | 1 | 1 | 1 | 1 | 1 | 1 | 1 | 1 | 1 | 1 | 1 | 1 | 1 |
| 17 | Mobile Expenses SOCOM, PA | 2,818,300.00 | 2,818,300.00 | - | - | - | 12 | 1 | 1 | 1 | 1 | 1 | 1 | 1 | 1 | 1 | 1 | 1 | 1 | 1 |
| 18 | Mobile Expenses MID, PA | 2,276,480.00 | - | 1,167,000.00 | 1,109,480.00 | - | 12 | 1 | 1 | 1 | 1 | 1 | 1 | 1 | 1 | 1 | 1 | 1 | 1 | 1 |
| 19 | Mobile Expenses TRADOC, PA | 2,813,699.52 | - | 2,813,699.52 | - | - | 12 | 1 | 1 | 1 | 1 | 1 | 1 | 1 | 1 | 1 | 1 | 1 | 1 | 1 |
| 20 | Mobile Expenses AAR, PA | 609,200.00 | 184,000.00 | - | 152,800.00 | 272,400.00 | 12 | 1 | 1 | 1 | 1 | 1 | 1 | 1 | 1 | 1 | 1 | 1 | 1 | 1 |
| 21 | Mobile Expenses ARESKOM, PA | 1,467,235.90 | - | - | 1,467,235.90 | - | 12 | 1 | 1 | 1 | 1 | 1 | 1 | 1 | 1 | 1 | 1 | 1 | 1 | 1 |
| 22 | Mobile Expenses ASCOM, PA | 1,833,120.00 | 72,000.00 | 1,681,120.00 | - | 80,000.00 | 12 | 1 | 1 | 1 | 1 | 1 | 1 | 1 | 1 | 1 | 1 | 1 | 1 | 1 |
| 23 | Mobile Expenses HHSG, PA | 4,503,200.00 | 1,596,000.00 | 970,200.00 | 1,517,000.00 | 420,000.00 | 12 | 1 | 1 | 1 | 1 | 1 | 1 | 1 | 1 | 1 | 1 | 1 | 1 | 1 |
| 24 | Mobile Expenses ISG, PA | 985,084.08 | - | 985,084.08 | - | - | 12 | 1 | 1 | 1 | 1 | 1 | 1 | 1 | 1 | 1 | 1 | 1 | 1 | 1 |
| 25 | Mobile Expenses ASR, PA | 661,432.00 | - | 661,432.00 | - | - | 12 | 1 | 1 | 1 | 1 | 1 | 1 | 1 | 1 | 1 | 1 | 1 | 1 | 1 |
| 26 | Mobile Expenses CMOG, PA | 689,700.00 | 336,500.00 | - | 353,200.00 | - | 12 | 1 | 1 | 1 | 1 | 1 | 1 | 1 | 1 | 1 | 1 | 1 | 1 | 1 |
| 27 | Mobile Expenses FCPA | 515,200.00 | 515,200.00 | - | - | - | 12 | 1 | 1 | 1 | 1 | 1 | 1 | 1 | 1 | 1 | 1 | 1 | 1 | 1 |
| 28 | Mobile Expenses APMC | 1,075,600.00 | 24,000.00 | 218,000.00 | 833,600.00 | - | 12 | 1 | 1 | 1 | 1 | 1 | 1 | 1 | 1 | 1 | 1 | 1 | 1 | 1 |
| 29 | Mobile Expenses AGSMO, PA | 870,000.00 | - | - | 870,000.00 | - | 12 | 1 | 1 | 1 | 1 | 1 | 1 | 1 | 1 | 1 | 1 | 1 | 1 | 1 |
| 30 | Mobile Expenses OTIG | 1,037,200.00 | 877,200.00 | 80,000.00 | 80,000.00 | - | 12 | 1 | 1 | 1 | 1 | 1 | 1 | 1 | 1 | 1 | 1 | 1 | 1 | 1 |
| 31 | Mobile Expenses MFO | 360,000.00 | 360,000.00 | - | - | - | 12 | 1 | 1 | 1 | 1 | 1 | 1 | 1 | 1 | 1 | 1 | 1 | 1 | 1 |
| 32 | Mobile Expenses APAO | 857,000.00 | - | 857,000.00 | - | - | 12 | 1 | 1 | 1 | 1 | 1 | 1 | 1 | 1 | 1 | 1 | 1 | 1 | 1 |
| 33 | Mobile Expenses ASPA | 534,900.00 | 534,900.00 | - | - | - | 12 | 1 | 1 | 1 | 1 | 1 | 1 | 1 | 1 | 1 | 1 | 1 | 1 | 1 |
| 34 | Mobile Expenses AIA | 285,199.92 | - | 285,199.92 | - | - | 12 | 1 | 1 | 1 | 1 | 1 | 1 | 1 | 1 | 1 | 1 | 1 | 1 | 1 |
| 35 | Mobile Expenses ARMO | 1,080,000.00 | 1,080,000.00 | - | - | - | 12 | 1 | 1 | 1 | 1 | 1 | 1 | 1 | 1 | 1 | 1 | 1 | 1 | 1 |
| 36 | Mobile Expenses G1, PA | 4,019,266.00 | 600,000.00 | - | 1,779,400.00 | 1,639,866.00 | 12 | 1 | 1 | 1 | 1 | 1 | 1 | 1 | 1 | 1 | 1 | 1 | 1 | 1 |
| 37 | Mobile Expenses G2, PA | 3,036,200.00 | - | 2,060,000.00 | - | 976,200.00 | 12 | 1 | 1 | 1 | 1 | 1 | 1 | 1 | 1 | 1 | 1 | 1 | 1 | 1 |
| 38 | Mobile Expenses G3, PA | 2,661,000.00 | 666,000.00 | 1,995,000.00 | - | - | 12 | 1 | 1 | 1 | 1 | 1 | 1 | 1 | 1 | 1 | 1 | 1 | 1 | 1 |
| 39 | Mobile Expenses G4, PA | 1,735,000.00 | 1,560,000.00 | 175,000.00 | - | - | 12 | 1 | 1 | 1 | 1 | 1 | 1 | 1 | 1 | 1 | 1 | 1 | 1 | 1 |
| 40 | Mobile Expenses G5, PA | 1,560,000.00 | 198,000.00 | - | 1,362,000.00 | - | 12 | 1 | 1 | 1 | 1 | 1 | 1 | 1 | 1 | 1 | 1 | 1 | 1 | 1 |

| | | | | | | | | | | | | | | | | | | | | |
|----|------------------------|---------------|---------------|---------------|---------------|---------------|----|---|---|---|---|---|---|---|---|---|---|---|---|---|
| 41 | Mobile Expenses G6, PA | 360,000.00 | 360,000.00 | - | - | - | 12 | 1 | 1 | 1 | 1 | 1 | 1 | 1 | 1 | 1 | 1 | 1 | 1 | 1 |
| 42 | Mobile Expenses G7, PA | 1,622,600.00 | 668,500.00 | - | 954,100.00 | - | 12 | 1 | 1 | 1 | 1 | 1 | 1 | 1 | 1 | 1 | 1 | 1 | 1 | 1 |
| 43 | Mobile Expenses G8, PA | 1,243,500.00 | 1,243,500.00 | - | - | - | 12 | 1 | 1 | 1 | 1 | 1 | 1 | 1 | 1 | 1 | 1 | 1 | 1 | 1 |
| 44 | Mobile Expenses G9, PA | 907,200.00 | 907,200.00 | - | - | - | 0 | 1 | 1 | 1 | 1 | 1 | 1 | 1 | 1 | 1 | 1 | 1 | 1 | 1 |
| 45 | TOTAL | 70,121,120.10 | 21,629,777.60 | 22,511,620.87 | 14,305,244.33 | 11,674,477.30 | | | | | | | | | | | | | | |

Prepared By:

EMMANUEL P. PRIVADO
 COL GSC (QMS) PA
 AC of S for Logistics G4

Approved By:

Noel A. Coballes
 NOEL A. COBALLES
 Lieutenant General AFP
 Commanding General, PA

HEADQUARTERS
PHILIPPINE ARMY
Fort andres Bonifacio, Metro Manila

Project Procurement Management Plan

PPMP Nr PA- 021-14

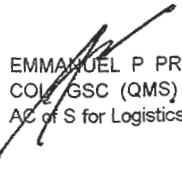
Landline Expenses

DATE 26-Nov-13


| Line No | Activity | Amount | Mode of Procurement | | | qty/size | Schedule for Each Procurement Activity | | | | | | | | | | | | REMARKS |
|---------|-------------------------------|--------------|------------------------|--------------|----------------------------|----------|---|-----|-----|-----|-----|-----|-----|-----|-----|-----|-----|-----|---------|
| | | | Direct Contracting (3) | Shopping (5) | Negotiated Procurement (6) | | JAN | FEB | MAR | APR | MAY | JUN | JUL | AUG | SEP | OCT | NOV | DEC | |
| | | | | | | | Direct Contracting/Shopping/Negotiated - Schedule Procurement | | | | | | | | | | | | |
| 1 | 2 | 3 | 6 | 8 | 12 | 14 | 15 | 16 | 17 | 18 | 19 | 20 | 21 | 22 | 23 | 24 | 25 | 26 | 27 |
| 3 | Landline Expenses 2ID, PA | 37,200.00 | 37,200.00 | - | - | 12 | 1 | 1 | 1 | 1 | 1 | 1 | 1 | 1 | 1 | 1 | 1 | 1 | 1 |
| 4 | Landline Expenses 3ID, PA | 105,600.00 | 105,600.00 | - | - | 12 | 1 | 1 | 1 | 1 | 1 | 1 | 1 | 1 | 1 | 1 | 1 | 1 | 1 |
| 5 | Landline Expenses 4ID, PA | 56,520.00 | 56,520.00 | - | - | 12 | 1 | 1 | 1 | 1 | 1 | 1 | 1 | 1 | 1 | 1 | 1 | 1 | 1 |
| 7 | Landline Expenses 6ID, PA | 36,000.00 | 36,000.00 | - | - | 12 | 1 | 1 | 1 | 1 | 1 | 1 | 1 | 1 | 1 | 1 | 1 | 1 | 1 |
| 9 | Landline Expenses 8ID, PA | 58,600.00 | 58,600.00 | - | - | 12 | 1 | 1 | 1 | 1 | 1 | 1 | 1 | 1 | 1 | 1 | 1 | 1 | 1 |
| 11 | Landline Expenses 10ID, PA | 19,188.00 | 19,188.00 | - | - | 12 | 1 | 1 | 1 | 1 | 1 | 1 | 1 | 1 | 1 | 1 | 1 | 1 | 1 |
| 12 | Landline Expenses 51EBde, PA | 57,586.80 | 57,586.80 | - | - | 12 | 1 | 1 | 1 | 1 | 1 | 1 | 1 | 1 | 1 | 1 | 1 | 1 | 1 |
| 13 | Landline Expenses 52EBde, PA | 3,400.00 | 3,400.00 | - | - | 12 | 1 | 1 | 1 | 1 | 1 | 1 | 1 | 1 | 1 | 1 | 1 | 1 | 1 |
| 14 | Landline Expenses 53EBde, PA | 25,200.00 | 25,200.00 | - | - | 12 | 1 | 1 | 1 | 1 | 1 | 1 | 1 | 1 | 1 | 1 | 1 | 1 | 1 |
| 19 | Landline Expenses TRADOC, PA | 77,400.00 | 77,400.00 | - | - | 12 | 1 | 1 | 1 | 1 | 1 | 1 | 1 | 1 | 1 | 1 | 1 | 1 | 1 |
| 20 | Landline Expenses AAR, PA | 12,000.00 | 12,000.00 | - | - | 12 | 1 | 1 | 1 | 1 | 1 | 1 | 1 | 1 | 1 | 1 | 1 | 1 | 1 |
| 21 | Landline Expenses ARESCOM, PA | 215,200.00 | 215,200.00 | - | - | 12 | 1 | 1 | 1 | 1 | 1 | 1 | 1 | 1 | 1 | 1 | 1 | 1 | 1 |
| 22 | Landline Expenses ASCOM, PA | 144,820.08 | 101,988.00 | 42,832.08 | - | 12 | 1 | 1 | 1 | 1 | 1 | 1 | 1 | 1 | 1 | 1 | 1 | 1 | 1 |
| 23 | Landline Expenses HHSG, PA | 385,720.92 | 367,720.92 | - | 18,000.00 | 12 | 1 | 1 | 1 | 1 | 1 | 1 | 1 | 1 | 1 | 1 | 1 | 1 | 1 |
| 24 | Landline Expenses ISG, PA | 205,724.96 | 205,724.96 | - | - | 12 | 1 | 1 | 1 | 1 | 1 | 1 | 1 | 1 | 1 | 1 | 1 | 1 | 1 |
| 26 | Landline Expenses CMOG, PA | 96,000.00 | 96,000.00 | - | - | 12 | 1 | 1 | 1 | 1 | 1 | 1 | 1 | 1 | 1 | 1 | 1 | 1 | 1 |
| 27 | Landline Expenses FCPA | 45,856.00 | 45,856.00 | - | - | 12 | 1 | 1 | 1 | 1 | 1 | 1 | 1 | 1 | 1 | 1 | 1 | 1 | 1 |
| 28 | Landline Expenses APMC | 16,800.00 | 16,800.00 | - | - | 12 | 1 | 1 | 1 | 1 | 1 | 1 | 1 | 1 | 1 | 1 | 1 | 1 | 1 |
| 29 | Landline Expenses AGSMO, PA | 24,000.00 | 24,000.00 | - | - | 12 | 1 | 1 | 1 | 1 | 1 | 1 | 1 | 1 | 1 | 1 | 1 | 1 | 1 |
| 30 | Landline Expenses OTIG | 30,000.00 | 30,000.00 | - | - | 12 | 1 | 1 | 1 | 1 | 1 | 1 | 1 | 1 | 1 | 1 | 1 | 1 | 1 |
| 31 | Landline Expenses MFO | 18,000.00 | 18,000.00 | - | - | 12 | 1 | 1 | 1 | 1 | 1 | 1 | 1 | 1 | 1 | 1 | 1 | 1 | 1 |
| 33 | Landline Expenses ASPA | 160,485.00 | 160,485.00 | - | - | 12 | 1 | 1 | 1 | 1 | 1 | 1 | 1 | 1 | 1 | 1 | 1 | 1 | 1 |
| 35 | Landline Expenses ARMO | 20,040.00 | 20,040.00 | - | - | 12 | 1 | 1 | 1 | 1 | 1 | 1 | 1 | 1 | 1 | 1 | 1 | 1 | 1 |
| 37 | Landline Expenses G2, PA | 120,000.00 | 120,000.00 | - | - | 12 | 1 | 1 | 1 | 1 | 1 | 1 | 1 | 1 | 1 | 1 | 1 | 1 | 1 |
| 38 | Landline Expenses G3, PA | 84,000.00 | 84,000.00 | - | - | 12 | 1 | 1 | 1 | 1 | 1 | 1 | 1 | 1 | 1 | 1 | 1 | 1 | 1 |
| 39 | Landline Expenses G4, PA | 20,000.00 | 20,000.00 | - | - | 12 | 1 | 1 | 1 | 1 | 1 | 1 | 1 | 1 | 1 | 1 | 1 | 1 | 1 |
| 40 | Landline Expenses G5, PA | 19,200.00 | 19,200.00 | - | - | 12 | 1 | 1 | 1 | 1 | 1 | 1 | 1 | 1 | 1 | 1 | 1 | 1 | 1 |
| 41 | Landline Expenses G6, PA | 2,992,000.00 | 2,992,000.00 | - | - | 12 | 1 | 1 | 1 | 1 | 1 | 1 | 1 | 1 | 1 | 1 | 1 | 1 | 1 |

| | | | | | | | | | | | | | | | | | | | |
|----|--------------------------|--------------|--------------|-----------|-----------|----|---|---|---|---|---|---|---|---|---|---|---|---|--|
| 42 | Landline Expenses G7, PA | 36,000.00 | 36,000.00 | - | - | 12 | 1 | 1 | 1 | 1 | 1 | 1 | 1 | 1 | 1 | 1 | 1 | 1 | |
| 43 | Landline Expenses G8, PA | 120,000.00 | 120,000.00 | - | - | 12 | 1 | 1 | 1 | 1 | 1 | 1 | 1 | 1 | 1 | 1 | 1 | 1 | |
| 45 | TOTAL | 5,242,541.76 | 5,181,709.68 | 42,832.08 | 18,000.00 | | | | | | | | | | | | | | |

Prepared By:


 EMMANUEL P PRIVADO
 COL GSC (QMS) PA
 AC of S for Logistics G4

Approved By:


 NOEL A COBALLES
 Lieutenant General AFP
 Commanding General, PA

HEADQUARTERS
PHILIPPINE ARMY
Fort andres Bonifacio, Metro Manila

Project Procurement Management Plan

PPMP Nr PA- 022-14

Internet Subscription Expenses

DATE: 26-Nov-13

| Line No | Activity | Amount | Mode of Procurement | | | qty/size | Schedule for Each Procurement Activity | | | | | | | | | | | | REMARKS |
|---------|--|------------|------------------------|--------------|-----------------|----------|---|-----|-----|-----|-----|-----|-----|-----|-----|-----|-----|-----|---------|
| | | | Direct Contracting (3) | Shopping (5) | Negotiated 53.9 | | JAN | FEB | MAR | APR | MAY | JUN | JUL | AUG | SEP | OCT | NOV | DEC | |
| | | | | | | | Direct Contracting/Shopping/Negotiated - Schedule Procurement | | | | | | | | | | | | |
| 1 | 2 | 3 | 6 | 8 | 12 | 14 | 15 | 16 | 17 | 18 | 19 | 20 | 21 | 22 | 23 | 24 | 25 | 26 | 27 |
| 2 | Internet Subscription Expenses 1ID, PA | 192,000.00 | 192,000.00 | - | - | 12 | 1 | 1 | 1 | 1 | 1 | 1 | 1 | 1 | 1 | 1 | 1 | 1 | 1 |
| 3 | Internet Subscription Expenses 2ID, PA | 749,568.00 | 749,568.00 | - | - | 12 | 1 | 1 | 1 | 1 | 1 | 1 | 1 | 1 | 1 | 1 | 1 | 1 | 1 |
| 4 | Internet Subscription Expenses 3ID, PA | 362,900.00 | 362,900.00 | - | - | 12 | 1 | 1 | 1 | 1 | 1 | 1 | 1 | 1 | 1 | 1 | 1 | 1 | 1 |
| 5 | Internet Subscription Expenses 4ID, PA | 516,516.00 | 516,516.00 | - | - | 12 | 1 | 1 | 1 | 1 | 1 | 1 | 1 | 1 | 1 | 1 | 1 | 1 | 1 |
| 6 | Internet Subscription Expenses 5ID, PA | 397,600.00 | 397,600.00 | - | - | 12 | 1 | 1 | 1 | 1 | 1 | 1 | 1 | 1 | 1 | 1 | 1 | 1 | 1 |
| 7 | Internet Subscription Expenses 6ID, PA | 590,000.00 | 590,000.00 | - | - | 12 | 1 | 1 | 1 | 1 | 1 | 1 | 1 | 1 | 1 | 1 | 1 | 1 | 1 |
| 8 | Internet Subscription Expenses 7ID, PA | 228,600.00 | 228,600.00 | - | - | 12 | 1 | 1 | 1 | 1 | 1 | 1 | 1 | 1 | 1 | 1 | 1 | 1 | 1 |
| 9 | Internet Subscription Expenses 8ID, PA | 433,700.00 | 433,700.00 | - | - | 12 | 1 | 1 | 1 | 1 | 1 | 1 | 1 | 1 | 1 | 1 | 1 | 1 | 1 |
| 10 | Internet Subscription Expenses 9ID, PA | 135,000.00 | 135,000.00 | - | - | 12 | 1 | 1 | 1 | 1 | 1 | 1 | 1 | 1 | 1 | 1 | 1 | 1 | 1 |
| 11 | Internet Subscription Expenses 10ID, PA | 248,000.00 | 248,000.00 | - | - | 12 | 1 | 1 | 1 | 1 | 1 | 1 | 1 | 1 | 1 | 1 | 1 | 1 | 1 |
| 12 | Internet Subscription Expenses 51EBde, PA | 150,376.00 | 150,376.00 | - | - | 12 | 1 | 1 | 1 | 1 | 1 | 1 | 1 | 1 | 1 | 1 | 1 | 1 | 1 |
| 13 | Internet Subscription Expenses 52EBde, PA | 150,000.00 | 150,000.00 | - | - | 12 | 1 | 1 | 1 | 1 | 1 | 1 | 1 | 1 | 1 | 1 | 1 | 1 | 1 |
| 14 | Internet Subscription Expenses 53EBde, PA | 97,188.00 | 97,188.00 | - | - | 12 | 1 | 1 | 1 | 1 | 1 | 1 | 1 | 1 | 1 | 1 | 1 | 1 | 1 |
| 17 | Internet Subscription Expenses SOCOM, PA | 463,900.00 | 463,900.00 | - | - | 12 | 1 | 1 | 1 | 1 | 1 | 1 | 1 | 1 | 1 | 1 | 1 | 1 | 1 |
| 18 | Internet Subscription Expenses MID, PA | 482,800.00 | 482,800.00 | - | - | 12 | 1 | 1 | 1 | 1 | 1 | 1 | 1 | 1 | 1 | 1 | 1 | 1 | 1 |
| 19 | Internet Subscription Expenses TRADOC, PA | 497,548.00 | 497,548.00 | - | - | 12 | 1 | 1 | 1 | 1 | 1 | 1 | 1 | 1 | 1 | 1 | 1 | 1 | 1 |
| 20 | Internet Subscription Expenses AAR, PA | 119,600.00 | 12,000.00 | 107,600.00 | - | 12 | 1 | 1 | 1 | 1 | 1 | 1 | 1 | 1 | 1 | 1 | 1 | 1 | 1 |
| 21 | Internet Subscription Expenses ARESCOM, PA | 334,920.00 | 334,920.00 | - | - | 12 | 1 | 1 | 1 | 1 | 1 | 1 | 1 | 1 | 1 | 1 | 1 | 1 | 1 |
| 22 | Internet Subscription Expenses ASCOM, PA | 353,764.00 | 12,000.00 | 305,776.00 | 35,988.00 | 12 | 1 | 1 | 1 | 1 | 1 | 1 | 1 | 1 | 1 | 1 | 1 | 1 | 1 |
| 23 | Internet Subscription Expenses HHSG, PA | 617,600.00 | 580,400.00 | 37,200.00 | - | 12 | 1 | 1 | 1 | 1 | 1 | 1 | 1 | 1 | 1 | 1 | 1 | 1 | 1 |
| 24 | Internet Subscription Expenses ISG, PA | 434,237.00 | 434,237.00 | - | - | 12 | 1 | 1 | 1 | 1 | 1 | 1 | 1 | 1 | 1 | 1 | 1 | 1 | 1 |
| 25 | Internet Subscription Expenses ASR, PA | 51,660.00 | 51,660.00 | - | - | 12 | 1 | 1 | 1 | 1 | 1 | 1 | 1 | 1 | 1 | 1 | 1 | 1 | 1 |
| 26 | Internet Subscription Expenses CMOG, PA | 91,760.00 | 91,760.00 | - | - | 12 | 1 | 1 | 1 | 1 | 1 | 1 | 1 | 1 | 1 | 1 | 1 | 1 | 1 |
| 27 | Internet Subscription Expenses FCPA | 241,128.00 | 241,128.00 | - | - | 12 | 1 | 1 | 1 | 1 | 1 | 1 | 1 | 1 | 1 | 1 | 1 | 1 | 1 |
| 28 | Internet Subscription Expenses APMC | 66,720.00 | 66,720.00 | - | - | 12 | 1 | 1 | 1 | 1 | 1 | 1 | 1 | 1 | 1 | 1 | 1 | 1 | 1 |
| 29 | Internet Subscription Expenses AGSMO, PA | 60,000.00 | 60,000.00 | - | - | 12 | 1 | 1 | 1 | 1 | 1 | 1 | 1 | 1 | 1 | 1 | 1 | 1 | 1 |
| 30 | Internet Subscription Expenses OTIG | 360,000.00 | 360,000.00 | - | - | 12 | 1 | 1 | 1 | 1 | 1 | 1 | 1 | 1 | 1 | 1 | 1 | 1 | 1 |
| 31 | Internet Subscription Expenses MFO | 102,000.00 | 102,000.00 | - | - | 12 | 1 | 1 | 1 | 1 | 1 | 1 | 1 | 1 | 1 | 1 | 1 | 1 | 1 |
| 32 | Internet Subscription Expenses APAO | 14,400.00 | - | 14,400.00 | - | 12 | 1 | 1 | 1 | 1 | 1 | 1 | 1 | 1 | 1 | 1 | 1 | 1 | 1 |
| 33 | Internet Subscription Expenses ASPA | 148,092.96 | 148,092.96 | - | - | 12 | 1 | 1 | 1 | 1 | 1 | 1 | 1 | 1 | 1 | 1 | 1 | 1 | 1 |
| 34 | Internet Subscription Expenses AIA | 42,000.00 | 42,000.00 | - | - | 12 | 1 | 1 | 1 | 1 | 1 | 1 | 1 | 1 | 1 | 1 | 1 | 1 | 1 |
| 35 | Internet Subscription Expenses ARMO | 60,000.00 | 60,000.00 | - | - | 12 | 1 | 1 | 1 | 1 | 1 | 1 | 1 | 1 | 1 | 1 | 1 | 1 | 1 |

| | | | | | | | | | | | | | | | | | | | | |
|----|--------------------------------|--------|---------------|---------------|------------|-----------|----|---|---|---|---|---|---|---|---|---|---|---|---|---|
| 36 | Internet Subscription Expenses | G1, PA | 24,000.00 | 24,000.00 | - | - | 12 | 1 | 1 | 1 | 1 | 1 | 1 | 1 | 1 | 1 | 1 | 1 | 1 | 1 |
| 37 | Internet Subscription Expenses | G2, PA | 96,000.00 | 96,000.00 | - | - | 12 | 1 | 1 | 1 | 1 | 1 | 1 | 1 | 1 | 1 | 1 | 1 | 1 | 1 |
| 38 | Internet Subscription Expenses | G3, PA | 102,000.00 | 102,000.00 | - | - | 12 | 1 | 1 | 1 | 1 | 1 | 1 | 1 | 1 | 1 | 1 | 1 | 1 | 1 |
| 39 | Internet Subscription Expenses | G4, PA | 120,000.00 | 120,000.00 | - | - | 12 | 1 | 1 | 1 | 1 | 1 | 1 | 1 | 1 | 1 | 1 | 1 | 1 | 1 |
| 40 | Internet Subscription Expenses | G5, PA | 222,000.00 | 222,000.00 | - | - | 12 | 1 | 1 | 1 | 1 | 1 | 1 | 1 | 1 | 1 | 1 | 1 | 1 | 1 |
| 41 | Internet Subscription Expenses | G6, PA | 5,033,312.04 | 5,033,312.04 | - | - | 12 | 1 | 1 | 1 | 1 | 1 | 1 | 1 | 1 | 1 | 1 | 1 | 1 | 1 |
| 42 | Internet Subscription Expenses | G7, PA | 36,000.00 | 36,000.00 | - | - | 12 | 1 | 1 | 1 | 1 | 1 | 1 | 1 | 1 | 1 | 1 | 1 | 1 | 1 |
| 43 | Internet Subscription Expenses | G8, PA | 24,000.00 | 24,000.00 | - | - | 12 | 1 | 1 | 1 | 1 | 1 | 1 | 1 | 1 | 1 | 1 | 1 | 1 | 1 |
| 44 | Internet Subscription Expenses | G9, PA | 129,600.00 | 129,600.00 | - | - | 12 | 1 | 1 | 1 | 1 | 1 | 1 | 1 | 1 | 1 | 1 | 1 | 1 | 1 |
| 45 | TOTAL | | 14,580,490.00 | 14,079,526.00 | 464,976.00 | 35,988.00 | | | | | | | | | | | | | | |

Prepared By:

EMMANUEL P PRIVADO
 COL GSC (QMS) PA
 AC of S for Logistics G4

Approved By:

Noel A Coballes
 NOEL A COBALLES
 Lieutenant General AFP
 Commanding General, PA

HEADQUARTERS
PHILIPPINE ARMY
Fort andres Bonifacio, Metro Manila

Project Procurement Management Plan

PPMP Nr PA-023-14


Cable, Sat, Tel & Radio Expenses

DATE 26-Nov-13

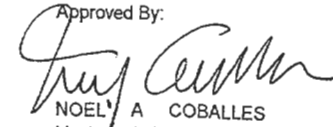
| Line No | Activity | Amount | Mode of Procurement | | | qty/size | Schedule for Each Procurement Activity | | | | | | | | | | | | REMARKS |
|---------|--|------------|------------------------|--------------|-----------------|----------|---|-----|-----|-----|-----|-----|-----|-----|-----|-----|-----|-----|---------|
| | | | Direct Contracting (3) | Shopping (5) | Negotiated 53.9 | | JAN | FEB | MAR | APR | MAY | JUN | JUL | AUG | SEP | OCT | NOV | DEC | |
| | | | | | | | Direct Contracting/Shopping/Negotiated - Schedule Procurement | | | | | | | | | | | | |
| 1 | 2 | 3 | 6 | 8 | 12 | 14 | 15 | 16 | 17 | 18 | 19 | 20 | 21 | 22 | 23 | 24 | 25 | 26 | 27 |
| 2 | Cable, Sat, Tel & Radio Expenses 11D, PA | 301,020.00 | 301,020.00 | - | - | 12 | 1 | 1 | 1 | 1 | 1 | 1 | 1 | 1 | 1 | 1 | 1 | 1 | 1 |
| 3 | Cable, Sat, Tel & Radio Expenses 21D, PA | 521,820.00 | 521,820.00 | - | - | 12 | 1 | 1 | 1 | 1 | 1 | 1 | 1 | 1 | 1 | 1 | 1 | 1 | 1 |
| 4 | Cable, Sat, Tel & Radio Expenses 31D, PA | 328,360.00 | 328,360.00 | - | - | 12 | 1 | 1 | 1 | 1 | 1 | 1 | 1 | 1 | 1 | 1 | 1 | 1 | 1 |
| 5 | Cable, Sat, Tel & Radio Expenses 41D, PA | 351,340.00 | 351,340.00 | - | - | 12 | 1 | 1 | 1 | 1 | 1 | 1 | 1 | 1 | 1 | 1 | 1 | 1 | 1 |
| 6 | Cable, Sat, Tel & Radio Expenses 51D, PA | 251,400.00 | 251,400.00 | - | - | 12 | 1 | 1 | 1 | 1 | 1 | 1 | 1 | 1 | 1 | 1 | 1 | 1 | 1 |
| 7 | Cable, Sat, Tel & Radio Expenses 61D, PA | 207,200.00 | 207,200.00 | - | - | 12 | 1 | 1 | 1 | 1 | 1 | 1 | 1 | 1 | 1 | 1 | 1 | 1 | 1 |
| 8 | Cable, Sat, Tel & Radio Expenses 71D, PA | 228,080.00 | 228,080.00 | - | - | 12 | 1 | 1 | 1 | 1 | 1 | 1 | 1 | 1 | 1 | 1 | 1 | 1 | 1 |
| 9 | Cable, Sat, Tel & Radio Expenses 81D, PA | 311,400.00 | 311,400.00 | - | - | 12 | 1 | 1 | 1 | 1 | 1 | 1 | 1 | 1 | 1 | 1 | 1 | 1 | 1 |
| 10 | Cable, Sat, Tel & Radio Expenses 91D, PA | 898,400.00 | - | - | 898,400.00 | 12 | 1 | 1 | 1 | 1 | 1 | 1 | 1 | 1 | 1 | 1 | 1 | 1 | 1 |
| 11 | Cable, Sat, Tel & Radio Expenses 101D, PA | 253,580.00 | 253,580.00 | - | - | 12 | 1 | 1 | 1 | 1 | 1 | 1 | 1 | 1 | 1 | 1 | 1 | 1 | 1 |
| 12 | Cable, Sat, Tel & Radio Expenses 51EBde, PA | 114,120.00 | 114,120.00 | - | - | 12 | 1 | 1 | 1 | 1 | 1 | 1 | 1 | 1 | 1 | 1 | 1 | 1 | 1 |
| 13 | Cable, Sat, Tel & Radio Expenses 52EBde, PA | 90,600.00 | 90,600.00 | - | - | 12 | 1 | 1 | 1 | 1 | 1 | 1 | 1 | 1 | 1 | 1 | 1 | 1 | 1 |
| 14 | Cable, Sat, Tel & Radio Expenses 53EBde, PA | 38,400.00 | 38,400.00 | - | - | 12 | 1 | 1 | 1 | 1 | 1 | 1 | 1 | 1 | 1 | 1 | 1 | 1 | 1 |
| 17 | Cable, Sat, Tel & Radio Expenses SOCOM, PA | 560,780.00 | 560,780.00 | - | - | 12 | 1 | 1 | 1 | 1 | 1 | 1 | 1 | 1 | 1 | 1 | 1 | 1 | 1 |
| 18 | Cable, Sat, Tel & Radio Expenses MID, PA | 216,440.00 | 216,440.00 | - | - | 12 | 1 | 1 | 1 | 1 | 1 | 1 | 1 | 1 | 1 | 1 | 1 | 1 | 1 |
| 19 | Cable, Sat, Tel & Radio Expenses TRADOC, PA | 172,120.00 | - | 172,120.00 | - | 12 | 1 | 1 | 1 | 1 | 1 | 1 | 1 | 1 | 1 | 1 | 1 | 1 | 1 |
| 20 | Cable, Sat, Tel & Radio Expenses AAR, PA | 72,160.00 | - | 72,160.00 | - | 12 | 1 | 1 | 1 | 1 | 1 | 1 | 1 | 1 | 1 | 1 | 1 | 1 | 1 |
| 21 | Cable, Sat, Tel & Radio Expenses ARESKOM, PA | 38,800.00 | 38,800.00 | 0.00 | 0.00 | 12 | 1 | 1 | 1 | 1 | 1 | 1 | 1 | 1 | 1 | 1 | 1 | 1 | 1 |
| 22 | Cable, Sat, Tel & Radio Expenses ASCOM, PA | 186,204.00 | 85,920.00 | 100,284.00 | - | 12 | 1 | 1 | 1 | 1 | 1 | 1 | 1 | 1 | 1 | 1 | 1 | 1 | 1 |
| 23 | Cable, Sat, Tel & Radio Expenses HHSG, PA | 293,528.00 | 246,228.00 | 21,300.00 | 26,000.00 | 12 | 1 | 1 | 1 | 1 | 1 | 1 | 1 | 1 | 1 | 1 | 1 | 1 | 1 |
| 24 | Cable, Sat, Tel & Radio Expenses ISG, PA | 227,327.96 | 227,327.96 | - | - | 12 | 1 | 1 | 1 | 1 | 1 | 1 | 1 | 1 | 1 | 1 | 1 | 1 | 1 |
| 25 | Cable, Sat, Tel & Radio Expenses ASR, PA | 110,400.00 | 110,400.00 | - | - | 12 | 1 | 1 | 1 | 1 | 1 | 1 | 1 | 1 | 1 | 1 | 1 | 1 | 1 |
| 26 | Cable, Sat, Tel & Radio Expenses CMOG, PA | 24,000.00 | 24,000.00 | - | - | 12 | 1 | 1 | 1 | 1 | 1 | 1 | 1 | 1 | 1 | 1 | 1 | 1 | 1 |
| 27 | Cable, Sat, Tel & Radio Expenses FCPA | 122,120.00 | 122,120.00 | - | - | 12 | 1 | 1 | 1 | 1 | 1 | 1 | 1 | 1 | 1 | 1 | 1 | 1 | 1 |
| 28 | Cable, Sat, Tel & Radio Expenses APMC | 23,400.00 | 23,400.00 | - | - | 12 | 1 | 1 | 1 | 1 | 1 | 1 | 1 | 1 | 1 | 1 | 1 | 1 | 1 |
| 29 | Cable, Sat, Tel & Radio Expenses AGSMO, PA | 12,000.00 | 12,000.00 | - | - | 12 | 1 | 1 | 1 | 1 | 1 | 1 | 1 | 1 | 1 | 1 | 1 | 1 | 1 |
| 30 | Cable, Sat, Tel & Radio Expenses OTIG | 42,000.00 | 42,000.00 | - | - | 12 | 1 | 1 | 1 | 1 | 1 | 1 | 1 | 1 | 1 | 1 | 1 | 1 | 1 |
| 31 | Cable, Sat, Tel & Radio Expenses MFO | 36,000.00 | 36,000.00 | - | - | 12 | 1 | 1 | 1 | 1 | 1 | 1 | 1 | 1 | 1 | 1 | 1 | 1 | 1 |
| 32 | Cable, Sat, Tel & Radio Expenses APAO | 4,200.00 | - | 4,200.00 | - | 12 | 1 | 1 | 1 | 1 | 1 | 1 | 1 | 1 | 1 | 1 | 1 | 1 | 1 |
| 33 | Cable, Sat, Tel & Radio Expenses ASPA | 62,800.00 | 62,800.00 | - | - | 12 | 1 | 1 | 1 | 1 | 1 | 1 | 1 | 1 | 1 | 1 | 1 | 1 | 1 |
| 35 | Cable, Sat, Tel & Radio Expenses ARMO | 30,000.00 | - | - | 30,000.00 | 12 | 1 | 1 | 1 | 1 | 1 | 1 | 1 | 1 | 1 | 1 | 1 | 1 | 1 |
| 36 | Cable, Sat, Tel & Radio Expenses G1, PA | 19,200.00 | 19,200.00 | - | - | 12 | 1 | 1 | 1 | 1 | 1 | 1 | 1 | 1 | 1 | 1 | 1 | 1 | 1 |

| | | | | | | | | | | | | | | | | | | | |
|----|----------------------------------|--------|----------------------|----------------------|-------------------|-------------------|----|---|---|---|---|---|---|---|---|---|---|---|---|
| 37 | Cable, Sat, Tel & Radio Expenses | G2, PA | 18,000.00 | 18,000.00 | - | - | 12 | 1 | 1 | 1 | 1 | 1 | 1 | 1 | 1 | 1 | 1 | 1 | 1 |
| 38 | Cable, Sat, Tel & Radio Expenses | G3, PA | 54,000.00 | 54,000.00 | - | - | 12 | 1 | 1 | 1 | 1 | 1 | 1 | 1 | 1 | 1 | 1 | 1 | 1 |
| 39 | Cable, Sat, Tel & Radio Expenses | G4, PA | 20,000.00 | 20,000.00 | - | - | 12 | 1 | 1 | 1 | 1 | 1 | 1 | 1 | 1 | 1 | 1 | 1 | 1 |
| 40 | Cable, Sat, Tel & Radio Expenses | G5, PA | 18,000.00 | 18,000.00 | - | - | 12 | 1 | 1 | 1 | 1 | 1 | 1 | 1 | 1 | 1 | 1 | 1 | 1 |
| 41 | Cable, Sat, Tel & Radio Expenses | G6, PA | 17,753,016.00 | 17,753,016.00 | - | - | 12 | 1 | 1 | 1 | 1 | 1 | 1 | 1 | 1 | 1 | 1 | 1 | 1 |
| 42 | Cable, Sat, Tel & Radio Expenses | G7, PA | 24,000.00 | 24,000.00 | - | - | 12 | 1 | 1 | 1 | 1 | 1 | 1 | 1 | 1 | 1 | 1 | 1 | 1 |
| 43 | Cable, Sat, Tel & Radio Expenses | G8, PA | 72,000.00 | 72,000.00 | - | - | 12 | 1 | 1 | 1 | 1 | 1 | 1 | 1 | 1 | 1 | 1 | 1 | 1 |
| 44 | Cable, Sat, Tel & Radio Expenses | G9, PA | 12,000.00 | 12,000.00 | - | - | 12 | 1 | 1 | 1 | 1 | 1 | 1 | 1 | 1 | 1 | 1 | 1 | 1 |
| 45 | TOTAL | | 24,120,215.96 | 22,795,751.96 | 370,064.00 | 954,400.00 | | | | | | | | | | | | | |

Prepared By:


 EMMANUEL P PRIVADO
 COL, GSC (QMS) PA
 AC of S for Logistics G4

Approved By:


 NOEL A COBALLES
 Lieutenant General AFP
 Commanding General, PA

HEADQUARTERS
PHILIPPINE ARMY
Fort andres Bonifacio, Metro Manila

Project Procurement Management Plan

PPMP Nr PA- 024-14

Awards/rewards Expenses

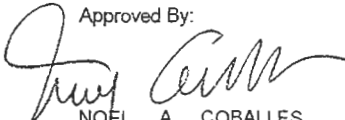
DATE 26-Nov-13

| Line No | Activity | Amount | Mode of Procurement | | qty/size | Schedule for Each Procurement Activity | | | | | | | | | | | | REMARKS | |
|---------|-------------------------------------|---------------------|---------------------|----------------------------|----------|--|-----|-----|-----|-----|-----|-----|-----|-----|-----|-----|-----|---------|--|
| | | | Shopping (5) | Negotiated Procurement (6) | | JAN | FEB | MAR | APR | MAY | JUN | JUL | AUG | SEP | OCT | NOV | DEC | | |
| | | | | 53.9 | | Shopping/Negotiated - Schedule Procurement | | | | | | | | | | | | | |
| 1 | 2 | 3 | 8 | 12 | 14 | 15 | 16 | 17 | 18 | 19 | 20 | 21 | 22 | 23 | 24 | 25 | 26 | 27 | |
| 3 | Awards/rewards Expenses 2ID, PA | 408,000.00 | 408,000.00 | - | 12 | 1 | 1 | 1 | 1 | 1 | 1 | 1 | 1 | 1 | 1 | 1 | 1 | | |
| 4 | Awards/rewards Expenses 3ID, PA | 553,782.00 | 553,782.00 | - | 12 | 1 | 1 | 1 | 1 | 1 | 1 | 1 | 1 | 1 | 1 | 1 | 1 | | |
| 5 | Awards/rewards Expenses 4ID, PA | 375,400.00 | 375,400.00 | - | 12 | 1 | 1 | 1 | 1 | 1 | 1 | 1 | 1 | 1 | 1 | 1 | 1 | | |
| 6 | Awards/rewards Expenses 5ID, PA | 193,300.00 | - | 193,300.00 | 12 | 1 | 1 | 1 | 1 | 1 | 1 | 1 | 1 | 1 | 1 | 1 | 1 | | |
| 7 | Awards/rewards Expenses 6ID, PA | 311,200.00 | - | 311,200.00 | 12 | 1 | 1 | 1 | 1 | 1 | 1 | 1 | 1 | 1 | 1 | 1 | 1 | | |
| 10 | Awards/rewards Expenses 9ID, PA | 88,000.00 | 88,000.00 | - | 12 | 1 | 1 | 1 | 1 | 1 | 1 | 1 | 1 | 1 | 1 | 1 | 1 | | |
| 11 | Awards/rewards Expenses 10ID, PA | 340,000.00 | 340,000.00 | - | 12 | 1 | 1 | 1 | 1 | 1 | 1 | 1 | 1 | 1 | 1 | 1 | 1 | | |
| 14 | Awards/rewards Expenses 53EBde, PA | 5,000.00 | 5,000.00 | - | 12 | 1 | 1 | 1 | 1 | 1 | 1 | 1 | 1 | 1 | 1 | 1 | 1 | | |
| 17 | Awards/rewards Expenses SOCOM, PA | 50,000.00 | 50,000.00 | - | 12 | 1 | 1 | 1 | 1 | 1 | 1 | 1 | 1 | 1 | 1 | 1 | 1 | | |
| 19 | Awards/rewards Expenses TRADOC, PA | 14,500.00 | 14,500.00 | - | 12 | 1 | 1 | 1 | 1 | 1 | 1 | 1 | 1 | 1 | 1 | 1 | 1 | | |
| 21 | Awards/rewards Expenses ARESCOM, PA | 53,000.00 | 53,000.00 | - | 12 | 1 | 1 | 1 | 1 | 1 | 1 | 1 | 1 | 1 | 1 | 1 | 1 | | |
| 22 | Awards/rewards Expenses ASCOM, PA | 93,000.00 | 93,000.00 | - | 12 | 1 | 1 | 1 | 1 | 1 | 1 | 1 | 1 | 1 | 1 | 1 | 1 | | |
| 23 | Awards/rewards Expenses HHSG, PA | 38,250.00 | 38,250.00 | - | 12 | 1 | 1 | 1 | 1 | 1 | 1 | 1 | 1 | 1 | 1 | 1 | 1 | | |
| 24 | Awards/rewards Expenses ISG, PA | 3,360,000.00 | 3,360,000.00 | - | 12 | 1 | 1 | 1 | 1 | 1 | 1 | 1 | 1 | 1 | 1 | 1 | 1 | | |
| 26 | Awards/rewards Expenses CMOG, PA | 3,000.00 | 3,000.00 | - | 12 | 1 | 1 | 1 | 1 | 1 | 1 | 1 | 1 | 1 | 1 | 1 | 1 | | |
| 27 | Awards/rewards Expenses FCPA | 10,000.00 | 10,000.00 | - | 12 | 1 | 1 | 1 | 1 | 1 | 1 | 1 | 1 | 1 | 1 | 1 | 1 | | |
| 36 | Awards/rewards Expenses G1, PA | 130,000.00 | - | 130,000.00 | 12 | 1 | 1 | 1 | 1 | 1 | 1 | 1 | 1 | 1 | 1 | 1 | 1 | | |
| 38 | Awards/rewards Expenses G3, PA | 2,262,000.00 | - | 2,262,000.00 | 12 | 1 | 1 | 1 | 1 | 1 | 1 | 1 | 1 | 1 | 1 | 1 | 1 | | |
| 45 | TOTAL | 8,288,432.00 | 5,391,932.00 | 2,896,500.00 | | | | | | | | | | | | | | | |

Prepared By:

EMMANUEL P PRIVADO
COL GSC (QMS) PA
AO of S for Logistics G4

Approved By:


NOEL A COBALLES
Lieutenant General AFP
Commanding General, PA

HEADQUARTERS
PHILIPPINE ARMY
Fort andres Bonifacio, Metro Manila

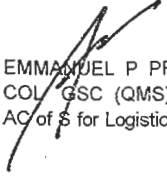
Project Procurement Management Plan

PPMP Nr PA- 025-14 Prizes

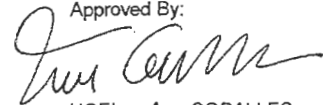
DATE 26-Nov-13

| Line No | Activity | Amount | Mode of Procurement | | | qty/size | Schedule for Each Procurement Activity | | | | | | | | | | | | REMARKS | |
|---------|--------------------|---------------------|---------------------|----------------------------|---------------------|------------------|--|--|-----|-----|-----|-----|-----|-----|-----|-----|-----|-----|---------|-----|
| | | | Shopping (5) | Negotiated Procurement (6) | | | Open | JAN | FEB | MAR | APR | MAY | JUN | JUL | AUG | SEP | OCT | NOV | | DEC |
| | | | | 53.5 | 53.9 | | | Shopping/Negotiated - Schedule Procurement | | | | | | | | | | | | |
| 1 | 2 | 3 | 8 | 9 | 12 | 13 | 14 | 15 | 16 | 17 | 18 | 19 | 20 | 21 | 22 | 23 | 24 | 25 | 26 | 27 |
| 3 | Prizes 2ID, PA | 115,500.00 | 115,500.00 | - | - | - | 12 | 1 | 1 | 1 | 1 | 1 | 1 | 1 | 1 | 1 | 1 | 1 | 1 | |
| 5 | Prizes 4ID, PA | 22,000.00 | 22,000.00 | - | - | - | 12 | 1 | 1 | 1 | 1 | 1 | 1 | 1 | 1 | 1 | 1 | 1 | 1 | |
| 6 | Prizes 5ID, PA | 12,000.00 | - | - | 12,000.00 | - | 12 | 1 | 1 | 1 | 1 | 1 | 1 | 1 | 1 | 1 | 1 | 1 | 1 | |
| 7 | Prizes 6ID, PA | 735,350.00 | 147,070.00 | - | 588,280.00 | - | 12 | 1 | 1 | 1 | 1 | 1 | 1 | 1 | 1 | 1 | 1 | 1 | 1 | |
| 9 | Prizes 8ID, PA | 154,000.00 | 154,000.00 | - | - | - | 12 | 1 | 1 | 1 | 1 | 1 | 1 | 1 | 1 | 1 | 1 | 1 | 1 | |
| 10 | Prizes 9ID, PA | 21,000.00 | 21,000.00 | - | - | - | 12 | 1 | 1 | 1 | 1 | 1 | 1 | 1 | 1 | 1 | 1 | 1 | 1 | |
| 11 | Prizes 10ID, PA | 65,800.00 | 65,800.00 | - | - | - | 12 | 1 | 1 | 1 | 1 | 1 | 1 | 1 | 1 | 1 | 1 | 1 | 1 | |
| 13 | Prizes 52EBde, PA | 52,000.00 | 52,000.00 | - | - | - | 12 | 1 | 1 | 1 | 1 | 1 | 1 | 1 | 1 | 1 | 1 | 1 | 1 | |
| 14 | Prizes 53EBde, PA | 9,000.00 | 9,000.00 | - | - | - | 12 | 1 | 1 | 1 | 1 | 1 | 1 | 1 | 1 | 1 | 1 | 1 | 1 | |
| 17 | Prizes SOCOM, PA | 26,000.00 | 26,000.00 | - | - | - | 12 | 1 | 1 | 1 | 1 | 1 | 1 | 1 | 1 | 1 | 1 | 1 | 1 | |
| 19 | Prizes TRADOC, PA | 80,500.00 | 80,500.00 | - | - | - | 12 | 1 | 1 | 1 | 1 | 1 | 1 | 1 | 1 | 1 | 1 | 1 | 1 | |
| 21 | Prizes ARESKOM, PA | 13,000.00 | 13,000.00 | - | - | - | 12 | 1 | 1 | 1 | 1 | 1 | 1 | 1 | 1 | 1 | 1 | 1 | 1 | |
| 22 | Prizes ASCOM, PA | 50,900.00 | 50,900.00 | - | - | - | 12 | 1 | 1 | 1 | 1 | 1 | 1 | 1 | 1 | 1 | 1 | 1 | 1 | |
| 23 | Prizes HHSG, PA | 126,000.00 | 71,000.00 | - | 55,000.00 | - | 12 | 1 | 1 | 1 | 1 | 1 | 1 | 1 | 1 | 1 | 1 | 1 | 1 | |
| 26 | Prizes CMOG, PA | 6,000.00 | 6,000.00 | - | - | - | 12 | 1 | 1 | 1 | 1 | 1 | 1 | 1 | 1 | 1 | 1 | 1 | 1 | |
| 27 | Prizes FCPA | 10,000.00 | - | - | - | 10,000.00 | 12 | 1 | 1 | 1 | 1 | 1 | 1 | 1 | 1 | 1 | 1 | 1 | 1 | |
| 28 | Prizes APMC | 104,000.00 | - | 104,000.00 | - | - | 12 | 1 | 1 | 1 | 1 | 1 | 1 | 1 | 1 | 1 | 1 | 1 | 1 | |
| 36 | Prizes G1, PA | 3,103,000.00 | - | 1,103,000.00 | 2,000,000.00 | - | 12 | 1 | 1 | 1 | 1 | 1 | 1 | 1 | 1 | 1 | 1 | 1 | 1 | |
| 37 | Prizes G2, PA | 89,000.00 | 89,000.00 | - | - | - | 12 | 1 | 1 | 1 | 1 | 1 | 1 | 1 | 1 | 1 | 1 | 1 | 1 | |
| 45 | TOTAL | 4,795,050.00 | 922,770.00 | 1,207,000.00 | 2,655,280.00 | 10,000.00 | | | | | | | | | | | | | | |

Prepared By:


EMMANUEL P PRIVADO
COL GSC (QMS) PA
AC of S for Logistics G4

Approved By:


NOEL A COBALLES
Lieutenant General AFP
Commanding General, PA

HEADQUARTERS
PHILIPPINE ARMY
Fort andres Bonifacio, Metro Manila

Project Procurement Management Plan

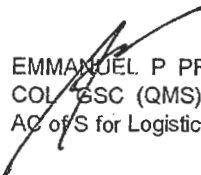
PPMP Nr PA- 026-14

Survey Expenses

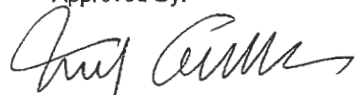
DATE 26-Nov-13

| Line No | Activity | Amount | Mode of Procurement | qty/size | Schedule for Each Procurement Activity | | | | | | | | | | | | REMARKS | |
|---------|------------------------|---------------------|------------------------|----------|--|-----|-----|-----|-----|-----|-----|-----|-----|-----|-----|-----|---------|--|
| | | | Negotiated Procurement | | JAN | FEB | MAR | APR | MAY | JUN | JUL | AUG | SEP | OCT | NOV | DEC | | |
| | | | 53.9 | | Negotiated - Schedule Procurement | | | | | | | | | | | | | |
| 1 | 2 | 3 | 12 | 14 | 15 | 16 | 17 | 18 | 19 | 20 | 21 | 22 | 23 | 24 | 25 | 26 | 27 | |
| 39 | Survey Expenses G4, PA | 5,000,000.00 | 5,000,000.00 | 12 | 1 | 1 | 1 | 1 | 1 | 1 | 1 | 1 | 1 | 1 | 1 | 1 | | |
| 45 | TOTAL | 5,000,000.00 | 5,000,000.00 | | | | | | | | | | | | | | | |

Prepared By:


EMMANUEL P PRIVADO
COL BSC (QMS) PA
AC of S for Logistics G4

Approved By:


NOEL A COBALLES
Lieutenant General AFP
Commanding General, PA

HEADQUARTERS
PHILIPPINE ARMY
Fort andres Bonifacio, Metro Manila

Project Procurement Management Plan


PPMP Nr PA- 027-14

Research, Exploration and Development Expenses

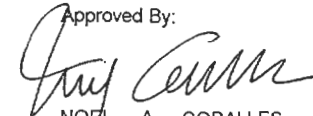
DATE 26-Nov-13

| Line No | Activity | Amount | Mode of Procurement | qty/size | Schedule for Each Procurement Activity | | | | | | | | | | | | REMARKS | |
|---------|--|----------|---------------------|------------|--|-----|-----|-----|-----|-----|-----|-----|-----|-----|-----|-----|---------|--|
| | | | | | Negotiated | | | | | | | | | | | | | |
| | | | | | JAN | FEB | MAR | APR | MAY | JUN | JUL | AUG | SEP | OCT | NOV | DEC | | |
| 1 | 2 | 3 | 53.9 | 14 | Negotiated - Schedule Procurement | | | | | | | | | | | | 27 | |
| 23 | Research, Exploration and Development Expenses | HHSO, PA | 300,000.00 | 300,000.00 | 12 | 1 | 1 | 1 | 1 | 1 | 1 | 1 | 1 | 1 | 1 | 1 | 1 | |
| 45 | TOTAL | | 300,000.00 | 300,000.00 | | | | | | | | | | | | | | |

Prepared By:


EMMANUEL P PRIVADO
COL GSC (QMS) PA
AC of S for Logistics G4

Approved By:


NOEL A COBALLES
Lieutenant General AFP
Commanding General, PA

HEADQUARTERS
PHILIPPINE ARMY
Fort andres Bonifacio, Metro Manila

Project Procurement Management Plan

PPMP Nr PA- 030-14 Confidential Expenses

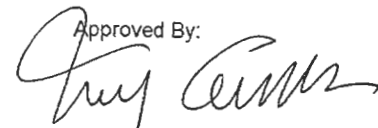
DATE: 26-Nov-13

| Line No | Activity | Amount | Mode of Procurement | qty/size | Schedule for Each Procurement Activity | | | | | | | | | | | | REMARKS |
|---------|--------------------------------|---------------------|---------------------|----------|--|-----|-----|-----|-----|-----|-----|-----|-----|-----|-----|-----|---------|
| | | | | | Open | JAN | FEB | MAR | APR | MAY | JUN | JUL | AUG | SEP | OCF | NOV | |
| 1 | 2 | 3 | 13 | 14 | 15 | 16 | 17 | 18 | 19 | 20 | 21 | 22 | 23 | 24 | 25 | 26 | 27 |
| 23 | Confidential Expenses HHSG, PA | 2,436,930.00 | 2,436,930.00 | 0 | Schedule Procurement | | | | | | | | | | | | |
| 45 | TOTAL | 2,436,930.00 | 2,436,930.00 | | | | | | | | | | | | | | |

Prepared By:

EMMANUEL P PRIVADO
COL GSC (QMS) PA
AC of S for Logistics G4

Approved By:


NOEL A COBALLES
Lieutenant General AFP
Commanding General, PA

HEADQUARTERS
PHILIPPINE ARMY
Fort andres Bonifacio, Metro Manila


Project Procurement Management Plan

PPMP Nr PA- 031-14 Intelligence Expenses

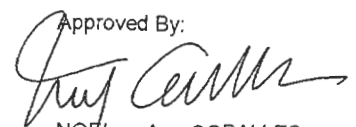
DATE: 26-Nov-13

| Line No | Activity | Amount | Mode of Procurement | qty/size | Schedule for Each Procurement Activity | | | | | | | | | | | | REMARKS |
|---------|--------------------------------|----------------------|----------------------|----------|--|-----|-----|-----|-----|-----|-----|-----|-----|-----|-----|-----|---------|
| | | | Open | | JAN | FEB | MAR | APR | MAY | JUN | JUL | AUG | SEP | OCT | NOV | DEC | |
| 1 | 2 | 3 | 13 | 14 | 15 | 16 | 17 | 18 | 19 | 20 | 21 | 22 | 23 | 24 | 25 | 26 | 27 |
| 6 | Intelligence Expenses 5ID, PA | 126,000.00 | 126,000.00 | 12 | 1 | 1 | 1 | 1 | 1 | 1 | 1 | 1 | 1 | 1 | 1 | 1 | 1 |
| 23 | Intelligence Expenses HHSG, PA | 5,237,932.00 | 5,237,932.00 | 0 | | | | | | | | | | | | | |
| 37 | Intelligence Expenses G2, PA | 44,000,000.00 | 44,000,000.00 | 120 | 10 | 10 | 10 | 10 | 10 | 10 | 10 | 10 | 10 | 10 | 10 | 10 | |
| 45 | TOTAL | 49,363,932.00 | 49,363,932.00 | | | | | | | | | | | | | | |

Prepared By:


EMMANUEL P. PRIVADO
COL BSC (QMS) PA
AG of S for Logistics G4

Approved By:


NOEL A. COBALLES
Lieutenant General AFP
Commanding General, PA

HEADQUARTERS
PHILIPPINE ARMY
Fort andres Bonifacio, Metro Manila

Project Procurement Management Plan

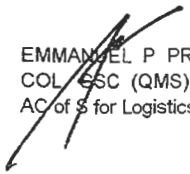
PPMP Nr PA- 032-14

Extraordinary and Miscellaneous Expenses

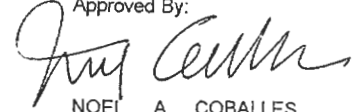
DATE: 26-Nov-13

| Line No | Activity | Amount | Mode of Procurement | qty/size | Schedule for Each Procurement Activity | | | | | | | | | | | | REMARKS | |
|---------|--|------------------|---------------------|----------|--|--|-----|-----|-----|-----|-----|-----|-----|-----|-----|-----|---------|-----|
| | | | | | Negotiated | JAN | FEB | MAR | APR | MAY | JUN | JUL | AUG | SEP | OCT | NOV | | DEC |
| | | | | | | Shopping/Negotiated - Schedule Procurement | | | | | | | | | | | | |
| 1 | 2 | 3 | 12 | 14 | 15 | 16 | 17 | 18 | 19 | 20 | 21 | 22 | 23 | 24 | 25 | 26 | 27 | |
| 6 | Extraordinary and Miscellaneous Expenses 5ID, PA | 36,000.00 | 36,000.00 | 12 | 1 | 1 | 1 | 1 | 1 | 1 | 1 | 1 | 1 | 1 | 1 | 1 | | |
| 45 | TOTAL | 36,000.00 | 36,000.00 | | | | | | | | | | | | | | | |

Prepared By:


EMMANUEL P. PRIVADO
COL, SSC (QMS) PA
AC of S for Logistics G4

Approved By:


NOEL A. COBALLES
Lieutenant General AFP
Commanding General, PA

HEADQUARTERS
PHILIPPINE ARMY
Fort andres Bonifacio, Metro Manila

Project Procurement Management Plan

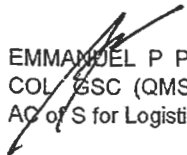
PPMP Nr PA- 033-14

Legal Services


DATE 26-Nov-13

| Line No | Activity | Amount | Mode of Procurement | qty/size | Schedule for Each Procurement Activity | | | | | | | | | | | | REMARKS | |
|---------|-----------------------|---------------------|---------------------|----------|--|--|-----|-----|-----|-----|-----|-----|-----|-----|-----|-----|---------|-----|
| | | | | | Direct Contracting (3) | JAN | FEB | MAR | APR | MAY | JUN | JUL | AUG | SÉP | OCT | NOV | | DEC |
| | | | | | | Direct Contracting/Negotiated - Schedule Procurement | | | | | | | | | | | | |
| 1 | 2 | 3 | 6 | 14 | 15 | 16 | 17 | 18 | 19 | 20 | 21 | 22 | 23 | 24 | 25 | 26 | 27 | |
| 36 | Legal Services G1, PA | 2,000,000.00 | 2,000,000.00 | 12 | 1 | 1 | 1 | 1 | 1 | 1 | 1 | 1 | 1 | 1 | 1 | 1 | | |
| 45 | TOTAL | 2,000,000.00 | 2,000,000.00 | | | | | | | | | | | | | | | |

Prepared By:


EMMANUEL P PRIVADO
COL/ GSC (QMS) PA
AC of S for Logistics G4

Approved By:


NOEL A COBALLES
Lieutenant General AFP
Commanding General, PA

HEADQUARTERS
PHILIPPINE ARMY
Fort andres Bonifacio, Metro Manila

Project Procurement Management Plan


PPMP Nr PA- 034-14

Auditing Services

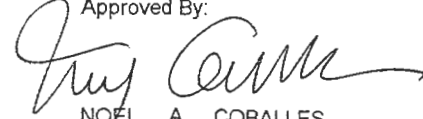
DATE 26-Nov-13

| Line No | Activity | Amount | Mode of Procurement | | qty/size | Schedule for Each Procurement Activity | | | | | | | | | | | | REMARKS |
|---------|-------------------------------|---------------------|---------------------|---------------------|----------|--|-----|-----|-----|-----|-----|-----|-----|-----|-----|-----|-----|---------|
| | | | Shopping (5) | Open | | JAN | FEB | MAR | APR | MAY | JUN | JUL | AUG | SEP | OCT | NOV | DEC | |
| 1 | 2 | 8 | 8 | 13 | 14 | 15 | 16 | 17 | 18 | 19 | 20 | 21 | 22 | 23 | 24 | 25 | 26 | 27 |
| 5 | Local Travel Expenses 4ID, PA | 140,000.00 | 140,000.00 | - | 0 | | | | | | | | | | | | | |
| 33 | Auditing Services ASPA | 2,800,000.00 | - | 2,800,000.00 | 12 | 1 | 1 | 1 | 1 | 1 | 1 | 1 | 1 | 1 | 1 | 1 | 1 | |
| 45 | TOTAL | 2,940,000.00 | 140,000.00 | 2,800,000.00 | | | | | | | | | | | | | | |

Prepared By:


EMMANUEL P PRIVADO
COL CGSC (QMS) PA
AC of S for Logistics G4

Approved By:


NOEL A COBALLES
Lieutenant General AFP
Commanding General, PA

HEADQUARTERS
PHILIPPINE ARMY
Fort andres Bonifacio, Metro Manila

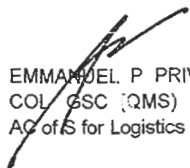
Project Procurement Management Plan

PPMP Nr PA- 035-14 Consultancy Services

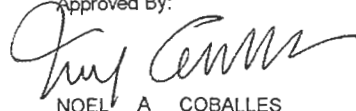
DATE: 26-Nov-13

| Line No | Activity | Amount | Mode of Procurement | qty/size | Schedule for Each Procurement Activity | | | | | | | | | | | | REMARKS | |
|---------|--------------------------------|---------------------|---------------------|----------|--|-----|-----|-----|-----|-----|-----|-----|-----|-----|-----|-----|---------|--|
| | | | Negotiated | | JAN | FEB | MAR | APR | MAY | JUN | JUL | AUG | SEP | OCT | NOV | DEC | | |
| | | | 53.7 | | Direct Contacting/Shopping/Negotiated - Schedule Procurement | | | | | | | | | | | | | |
| 1 | 2 | 3 | 11 | 14 | 15 | 16 | 17 | 18 | 19 | 20 | 21 | 22 | 23 | 24 | 25 | 26 | 27 | |
| 4 | Consultancy Services 3ID, PA | 42,000.00 | 42,000.00 | 12 | 1 | 1 | 1 | 1 | 1 | 1 | 1 | 1 | 1 | 1 | 1 | 1 | 1 | |
| 7 | Consultancy Services 6ID, PA | 204,000.00 | 204,000.00 | 12 | 1 | 1 | 1 | 1 | 1 | 1 | 1 | 1 | 1 | 1 | 1 | 1 | 1 | |
| 9 | Consultancy Services 8ID, PA | 108,000.00 | 108,000.00 | 12 | 1 | 1 | 1 | 1 | 1 | 1 | 1 | 1 | 1 | 1 | 1 | 1 | 1 | |
| 29 | Consultancy Services AGSMO, PA | 300,000.00 | 300,000.00 | 12 | 1 | 1 | 1 | 1 | 1 | 1 | 1 | 1 | 1 | 1 | 1 | 1 | 1 | |
| 37 | Consultancy Services G2, PA | 1,030,000.00 | 1,030,000.00 | 12 | 1 | 1 | 1 | 1 | 1 | 1 | 1 | 1 | 1 | 1 | 1 | 1 | 1 | |
| 42 | Consultancy Services G7, PA | 3,080,000.00 | 3,080,000.00 | 12 | 1 | 1 | 1 | 1 | 1 | 1 | 1 | 1 | 1 | 1 | 1 | 1 | 1 | |
| 45 | TOTAL | 4,764,000.00 | 4,764,000.00 | | | | | | | | | | | | | | | |

Prepared By:


EMMANUEL P PRIVADO
COL GSC (QMS) PA
AC of S for Logistics G4

Approved By:


NOEL A COBALLES
Lieutenant General AFP
Commanding General, PA

HEADQUARTERS
PHILIPPINE ARMY
Fort andres Bonifacio, Metro Manila

PPMP Nr PA- 036-14

Other Professional Services

Project Procurement Management Plan

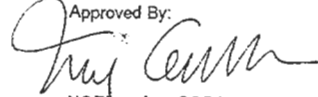
DATE 26-Nov-13

| Line No | Activity | Amount | Mode of Procurement | | | | qty/size | Schedule for Each Procurement Activity | | | | | | | | | | | | REMARKS | | | | |
|---------|--|--------------|------------------------|--------------|----------------------------|------------|-----------|--|---|-----|-----|-----|-----|-----|-----|-----|-----|-----|-----|---------|-----|----|--|--|
| | | | Direct Contracting (3) | Shopping (5) | Negotiated Procurement (6) | | | Open | JAN | FEB | MAR | APR | MAY | JUN | JUL | AUG | SEP | OCT | NOV | | DEC | | | |
| | | | | | 53.7 | 53.9 | | | 15 | 16 | 17 | 18 | 19 | 20 | 21 | 22 | 23 | 24 | 25 | | 26 | 27 | | |
| 1 | 2 | 3 | 6 | 8 | 11 | 12 | 13 | 14 | Direct Contracting/Shopping/Negotiated - Schedule Procurement | | | | | | | | | | | | | | | |
| 3 | Other Professional Services 2ID, PA | 38,000.00 | - | 38,000.00 | - | - | - | 0 | | | | | | | | | | | | | | | | |
| 5 | Other Professional Services 4ID, PA | 8,000.00 | - | 8,000.00 | - | - | - | 0 | | | | | | | | | | | | | | | | |
| 6 | Other Professional Services 5ID, PA | 114,000.00 | 114,000.00 | - | - | - | - | 0 | | | | | | | | | | | | | | | | |
| 7 | Other Professional Services 6ID, PA | 84,375.00 | - | - | 84,375.00 | - | - | 0 | | | | | | | | | | | | | | | | |
| 9 | Other Professional Services 8ID, PA | 60,000.00 | 60,000.00 | - | - | - | - | 0 | | | | | | | | | | | | | | | | |
| 10 | Other Professional Services 9ID, PA | 252,000.00 | - | - | 252,000.00 | - | - | 0 | | | | | | | | | | | | | | | | |
| 14 | Other Professional Services 53EBde, PA | 7,000.00 | - | 7,000.00 | - | - | - | 0 | | | | | | | | | | | | | | | | |
| 22 | Other Professional Services ASCOM, PA | 36,500.00 | - | 36,500.00 | - | - | - | 0 | | | | | | | | | | | | | | | | |
| 23 | Other Professional Services HHSG, PA | 637,000.00 | 637,000.00 | - | - | - | - | 0 | | | | | | | | | | | | | | | | |
| 24 | Other Professional Services ISG, PA | 12,000.00 | - | - | 12,000.00 | - | - | 0 | | | | | | | | | | | | | | | | |
| 33 | Other Professional Services ASPA | 25,000.00 | - | - | - | - | - | 0 | | | | | | | | | | | | | | | | |
| 36 | Other Professional Services G1, PA | 5,136,526.89 | 4,636,526.89 | - | - | - | 25,000.00 | 0 | | | | | | | | | | | | | | | | |
| 38 | Other Professional Services G3, PA | 1,925,112.00 | 1,925,112.00 | - | - | 500,000.00 | - | 0 | | | | | | | | | | | | | | | | |
| 39 | Other Professional Services G4, PA | 320,000.00 | - | - | 320,000.00 | - | - | 0 | | | | | | | | | | | | | | | | |
| 41 | Other Professional Services G6, PA | 450,000.00 | 450,000.00 | - | - | - | - | 0 | | | | | | | | | | | | | | | | |
| 45 | TOTAL | 9,105,513.89 | 7,822,638.89 | 89,500.00 | 668,375.00 | 500,000.00 | 25,000.00 | 0 | | | | | | | | | | | | | | | | |

Prepared By:

EMMANUEL P PRIVADO
COL GSC (QMS) PA
AG of S for Logistics G4

Approved By:


NOEL A COBALLES
Lieutenant General AFP
Commanding General, PA

HEADQUARTERS
PHILIPPINE ARMY
Fort andres Bonifacio, Metro Manila

Project Procurement Management Plan

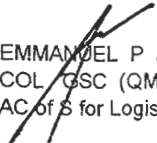
PPMP Nr PA- 037-14

Environment/ Sanitary Services


DATE 26-Nov-13

| Line No | Activity | Amount | Mode of Procurement | | qty/size | Schedule for Each Procurement Activity | | | | | | | | | | | | REMARKS |
|---------|---|------------------|---------------------|------------------------|----------|--|-----|-----|-----|-----|-----|-----|-----|-----|-----|-----|-----|---------|
| | | | Shopping (5) | Negotiated Procurement | | JAN | FEB | MAR | APR | MAY | JUN | JUL | AUG | SEP | OCT | NOV | DEC | |
| 1 | 2 | 3 | 8 | 12 | 14 | 15 | 16 | 17 | 18 | 19 | 20 | 21 | 22 | 23 | 24 | 25 | 26 | 27 |
| 6 | Environment/ Sanitary Services 5ID, PA | 7,000.00 | - | 7,000.00 | 12 | 1 | 1 | 1 | 1 | 1 | 1 | 1 | 1 | 1 | 1 | 1 | 1 | 1 |
| 19 | Environment/ Sanitary Services TRADOC, PA | 20,000.00 | 20,000.00 | - | 12 | 1 | 1 | 1 | 1 | 1 | 1 | 1 | 1 | 1 | 1 | 1 | 1 | 1 |
| 45 | TOTAL | 27,000.00 | 20,000.00 | 7,000.00 | | | | | | | | | | | | | | |

Prepared By:


EMMANUEL P PRIVADO
COL GSC (QMS) PA
AC of S for Logistics G4

Approved By:


NOEL A COBALLES
Lieutenant General AFP
Commanding General, PA

HEADQUARTERS
PHILIPPINE ARMY
Fort andres Bonifacio, Metro Manila

Project Procurement Management Plan


PPMP Nr PA- 038-14

Janitorial Services


DATE: 26-Nov-13

| Line No | Activity | Amount | Mode of Procurement | | qty/size | Schedule for Each Procurement Activity | | | | | | | | | | | | REMARKS |
|---------|--|---------------------|-------------------------|---------------------|----------|--|-----|-----|-----|-----|-----|-----|-----|-----|-----|-----|-----|---------|
| | | | Competitive Bidding (1) | Negotiated | | JAN | FEB | MAR | APR | MAY | JUN | JUL | AUG | SEP | OCT | NOV | DEC | |
| 1 | 2 | 3 | 4 | 53.9 | 14 | Bidding/Negotiated - Scheduled Procurement | | | | | | | | | | | | |
| 4 | Janitorial Services G4, PA | - | | 12 | | 15 | 16 | 17 | 18 | 19 | 20 | 21 | 22 | 23 | 24 | 25 | 26 | 27 |
| 5 | PA-Wide | - | | | | | | | | | | | | | | | | |
| 6 | Support to Janitorial Expenses of AGH | 2,250,000.00 | 2,250,000.00 | | 1 | 0 | 0 | 0 | 1 | 0 | 0 | 0 | 0 | 0 | 0 | 0 | 0 | |
| 8 | | 750,000.00 | | 750,000.00 | 3 | 1 | 1 | 1 | 0 | 0 | 0 | 0 | 0 | 0 | 0 | 0 | 0 | |
| 10 | Support to Laundry Services of AGH | 1,125,000.00 | 1,125,000.00 | | 1 | 0 | 0 | 0 | 1 | 0 | 0 | 0 | 0 | 0 | 0 | 0 | 0 | |
| 12 | | 375,000.00 | | 375,000.00 | 3 | 1 | 1 | 1 | 0 | 0 | 0 | 0 | 0 | 0 | 0 | 0 | 0 | |
| 14 | Support to Ground Maintainance and Janitorial Services of HHSG, PA | 2,550,000.00 | 2,550,000.00 | | 1 | 0 | 0 | 0 | 1 | 0 | 0 | 0 | 0 | 0 | 0 | 0 | 0 | |
| 16 | | 850,000.00 | | 850,000.00 | 3 | 1 | 1 | 1 | 0 | 0 | 0 | 0 | 0 | 0 | 0 | 0 | 0 | |
| 17 | TOTAL | 7,900,000.00 | 5,925,000.00 | 1,975,000.00 | | | | | | | | | | | | | | |

Prepared By:


EMMANUEL P PRIVADO
COL GSC (QMS) PA
AC of S for Logistics G4

Approved By:


NOEL A COBALLES
Lieutenant General AFP
Commanding General, PA

HEADQUARTERS
PHILIPPINE ARMY
Fort andres Bonifacio, Metro Manila


Project Procurement Management Plan

PPMP Nr PA- 039-14 Other General Services

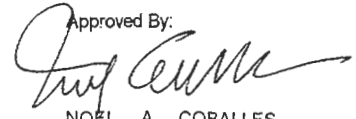
DATE: 26-Nov-13

| Line No | Activity | Amount | Mode of Procurement | | | qty/size | Schedule for Each Procurement Activity | | | | | | | | | | | | REMARKS |
|---------|---------------------------------|-------------------|---------------------|-------------------|--------------------|----------|--|-----|-----|-----|-----|-----|-----|-----|-----|-----|-----|-----|---------|
| | | | Direct Contracting | Shopping (5) | Negotiated 53.9 | | JAN | FEB | MAR | APR | MAY | JUN | JUL | AUG | SEP | OCT | NOV | DEC | |
| | | | | | | | Direct Contracting/Shopping/Negotiated - Scheduled Procurement | | | | | | | | | | | | |
| 1 | 2 | 3 | 6 | 8 | 12 | 14 | 15 | 16 | 17 | 18 | 19 | 20 | 21 | 22 | 23 | 24 | 25 | 26 | 27 |
| 3 | Other General Services 2ID, PA | 48,000.00 | 48,000.00 | - | - | 12 | 1 | 1 | 1 | 1 | 1 | 1 | 1 | 1 | 1 | 1 | 1 | 1 | 1 |
| 4 | Other General Services 3ID, PA | 60,000.00 | - | - | 60,000.00 | 12 | 1 | 1 | 1 | 1 | 1 | 1 | 1 | 1 | 1 | 1 | 1 | 1 | 1 |
| 5 | Other General Services 4ID, PA | 120,000.00 | - | 120,000.00 | - | 12 | 1 | 1 | 1 | 1 | 1 | 1 | 1 | 1 | 1 | 1 | 1 | 1 | 1 |
| 6 | Other General Services 5ID, PA | 8,000.00 | - | - | 8,000.00 | 12 | 1 | 1 | 1 | 1 | 1 | 1 | 1 | 1 | 1 | 1 | 1 | 1 | 1 |
| 8 | Other General Services 7ID, PA | 60,000.00 | - | 60,000.00 | - | 12 | 1 | 1 | 1 | 1 | 1 | 1 | 1 | 1 | 1 | 1 | 1 | 1 | 1 |
| 23 | Other General Services HHSG, PA | 260,000.00 | - | - | 260,000.00 | 0 | | | | | | | | | | | | | |
| 45 | TOTAL | 556,000.00 | 48,000.00 | 180,000.00 | 328,000.00 | | | | | | | | | | | | | | |

Prepared By:


EMMANUEL P PRIVADO
COL GSC (QMS) PA
AC of S for Logistics G4

Approved By:


NOEL A COBALLES
Lieutenant General AFP
Commanding General, PA

HEADQUARTERS
PHILIPPINE ARMY
Fort andres Bonifacio, Metro Manila

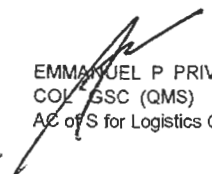
Project Procurement Management Plan

PPMP Nr PA- 039-14 Other General Services


DATE: 26-Nov-13

| Line No | Activity | Amount | Mode of Procurement | | | qty/size | Schedule for Each Procurement Activity | | | | | | | | | | | | REMARKS |
|---------|---------------------------------|-------------------|---------------------|-------------------|-------------------|----------|--|-----|-----|-----|-----|-----|-----|-----|-----|-----|-----|-----|---------|
| | | | Direct Contracting | Shopping (5) | Negotiated | | JAN | FEB | MAR | APR | MAY | JUN | JUL | AUG | SEP | OCT | NOV | DEC | |
| -1 | 2 | 3 | 6 | 8 | 12 | 14 | 15 | 16 | 17 | 18 | 19 | 20 | 21 | 22 | 23 | 24 | 25 | 26 | 27 |
| 3 | Other General Services 2ID, PA | 48,000.00 | 48,000.00 | - | - | 12 | 1 | 1 | 1 | 1 | 1 | 1 | 1 | 1 | 1 | 1 | 1 | 1 | 1 |
| 4 | Other General Services 3ID, PA | 60,000.00 | - | - | 60,000.00 | 12 | 1 | 1 | 1 | 1 | 1 | 1 | 1 | 1 | 1 | 1 | 1 | 1 | 1 |
| 5 | Other General Services 4ID, PA | 120,000.00 | - | 120,000.00 | - | 12 | 1 | 1 | 1 | 1 | 1 | 1 | 1 | 1 | 1 | 1 | 1 | 1 | 1 |
| 6 | Other General Services 5ID, PA | 8,000.00 | - | - | 8,000.00 | 12 | 1 | 1 | 1 | 1 | 1 | 1 | 1 | 1 | 1 | 1 | 1 | 1 | 1 |
| 8 | Other General Services 7ID, PA | 60,000.00 | - | 60,000.00 | - | 12 | 1 | 1 | 1 | 1 | 1 | 1 | 1 | 1 | 1 | 1 | 1 | 1 | 1 |
| 23 | Other General Services HHSG, PA | 260,000.00 | - | - | 260,000.00 | 0 | | | | | | | | | | | | | |
| 45 | TOTAL | 556,000.00 | 48,000.00 | 180,000.00 | 328,000.00 | | | | | | | | | | | | | | |

Prepared By:


EMMANUEL P PRIVADO
COL GSC (QMS) PA
AC of S for Logistics G4

Approved By:


NOEL A COBALLES
Lieutenant General AFP
Commanding General, PA

HEADQUARTERS
PHILIPPINE ARMY
Fort andres Bonifacio, Metro Manila

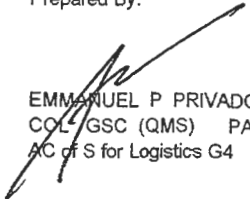
Project Procurement Management Plan

PPMP Nr PA-040-14 Aquacultures Structures

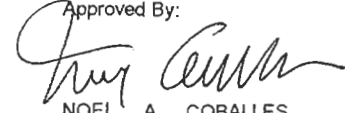
DATE: 26-Nov-13

| Line No | Activity | Amount | Mode of Procurement | | qty/size | Schedule for Each Procurement Activity | | | | | | | | | | | | REMARKS | |
|---------|-----------------------------------|------------------|---------------------|------------------|----------|---|-----|-----|-----|-----|-----|-----|-----|-----|-----|-----|-----|---------|----|
| | | | Shopping (5) | Negotiated | | JAN | FEB | MAR | APR | MAY | JUN | JUL | AUG | SEP | OCT | NOV | DEC | | |
| 1 | 2 | 3 | 8 | 12 | 14 | Shopping/Negotiated - Scheduled Procurement | | | | | | | | | | | | | |
| 6 | Aquacultures Structures SID, PA | 35,000.00 | - | 35,000.00 | 12 | 1 | 1 | 1 | 1 | 1 | 1 | 1 | 1 | 1 | 1 | 1 | 1 | 1 | 27 |
| 22 | Aquacultures Structures ASCOM, PA | 10,000.00 | 10,000.00 | - | 12 | 1 | 1 | 1 | 1 | 1 | 1 | 1 | 1 | 1 | 1 | 1 | 1 | 1 | |
| 26 | Aquacultures Structures CMOG, PA | 8,500.00 | 8,500.00 | - | 12 | 1 | 1 | 1 | 1 | 1 | 1 | 1 | 1 | 1 | 1 | 1 | 1 | 1 | |
| 45 | TOTAL | 53,500.00 | 18,500.00 | 35,000.00 | | | | | | | | | | | | | | | |

Prepared By:


EMMANUEL P PRIVADO
COL/GSC (QMS) PA
AC of S for Logistics G4

Approved By:


NOEL A COBALLES
Lieutenant General AFP
Commanding General, PA

HEADQUARTERS
PHILIPPINE ARMY
Fort andres Bonifacio, Metro Manila


Project Procurement Management Plan

PPMP Nr PA- 041-14 Reforestation Projects

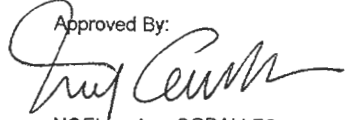
DATE: 26-Nov-13

| Line No | Activity | Amount | Mode of Procurement | | qty/size | Schedule for Each Procurement Activity | | | | | | | | | | | | REMARKS | |
|---------|-----------------------------------|-------------------|---------------------|-------------------|----------|---|-----|-----|-----|-----|-----|-----|-----|-----|-----|-----|-----|---------|---|
| | | | Shopping (5) | Negotiated | | JAN | FEB | MAR | APR | MAY | JUN | JUL | AUG | SEP | OCT | NOV | DEC | | |
| 1 | 2 | 3 | 8 | 12 | 14 | Shopping/Negotiated - Scheduled Procurement | | | | | | | | | | | | 27 | |
| 6 | Reforestation Projects 5ID, PA | 20,000.00 | - | 20,000.00 | 12 | 1 | 1 | 1 | 1 | 1 | 1 | 1 | 1 | 1 | 1 | 1 | 1 | 1 | 1 |
| 10 | Reforestation Projects 9ID, PA | 80,000.00 | - | 80,000.00 | 12 | 1 | 1 | 1 | 1 | 1 | 1 | 1 | 1 | 1 | 1 | 1 | 1 | 1 | 1 |
| 14 | Reforestation Projects 53EBde, PA | 20,000.00 | 20,000.00 | - | 12 | 1 | 1 | 1 | 1 | 1 | 1 | 1 | 1 | 1 | 1 | 1 | 1 | 1 | 1 |
| 45 | TOTAL | 120,000.00 | 20,000.00 | 100,000.00 | | | | | | | | | | | | | | | |

Prepared By:


EMMANUEL P PRIVADO
COE GSC (QMS) PA
AC of S for Logistics G4

Approved By:


NOEL A COBALLES
Lieutenant General AFP
Commanding General, PA

HEADQUARTERS
PHILIPPINE ARMY
Fort andres Bonifacio, Metro Manila

Project Procurement Management Plan


PPMP Nr PA- 043-14

Road Networks

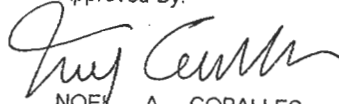
DATE: 26-Nov-13

| Line No | Activity | Amount | Mode of Procurement Shopping (5) | qty/size | Schedule for Each Procurement Activity | | | | | | | | | | | | REMARKS |
|---------|-------------------------|-------------------|----------------------------------|----------|--|-----|-----|-----|-----|-----|-----|-----|-----|-----|-----|-----|---------|
| | | | | | JAN | FEB | MAR | APR | MAY | JUN | JUL | AUG | SEP | OCT | NOV | DEC | |
| 1 | 2 | 3 | 8 | 14 | 15 | 16 | 17 | 18 | 19 | 20 | 21 | 22 | 23 | 24 | 25 | 26 | 27 |
| 22 | Road Networks ASCOM, PA | 340,000.00 | 340,000.00 | 12 | 1 | 1 | 1 | 1 | 1 | 1 | 1 | 1 | 1 | 1 | 1 | 1 | |
| 45 | TOTAL | 340,000.00 | 340,000.00 | | | | | | | | | | | | | | |

Prepared By:


EMMANUEL P. PRIVADO
COL / GSC (QMS) PA
AC of S for Logistics G4

Approved By:


NOEL A. COBALLES
Lieutenant General AFP
Commanding General, PA

HEADQUARTERS
PHILIPPINE ARMY
Fort andres Bonifacio, Metro Manila

Project Procurement Management Plan

PPMP Nr PA- 045-14 Water Supply System


DATE: 26-Nov-13

| Line No | Activity | Amount | Mode of Procurement | | qty/size | Schedule for Each Procurement Activity | | | | | | | | | | | | REMARKS |
|---------|---------------------------------|---------------------|---------------------|---------------------|----------|---|-----|-----|-----|-----|-----|-----|-----|-----|-----|-----|-----|---------|
| | | | Shopping (5) | Negotiated | | JAN | FEB | MAR | APR | MAY | JUN | JUL | AUG | SEP | OCT | NOV | DEC | |
| | | | | | | Shopping/Negotiated - Scheduled Procurement | | | | | | | | | | | | |
| 1 | 2 | 3 | 8 | 53.9 | 14 | 15 | 16 | 17 | 18 | 19 | 20 | 21 | 22 | 23 | 24 | 25 | 26 | 27 |
| 4 | Water Supply System 3ID, PA | 22,200.00 | 22,200.00 | - | 12 | 1 | 1 | 1 | 1 | 1 | 1 | 1 | 1 | 1 | 1 | 1 | 1 | |
| 6 | Water Supply System 5ID, PA | 5,000.00 | - | 5,000.00 | 12 | 1 | 1 | 1 | 1 | 1 | 1 | 1 | 1 | 1 | 1 | 1 | 1 | |
| 7 | Water Supply System 6ID, PA | 51,000.00 | - | 51,000.00 | 12 | 1 | 1 | 1 | 1 | 1 | 1 | 1 | 1 | 1 | 1 | 1 | 1 | |
| 10 | Water Supply System 9ID, PA | 8,000.00 | 8,000.00 | - | 12 | 1 | 1 | 1 | 1 | 1 | 1 | 1 | 1 | 1 | 1 | 1 | 1 | |
| 12 | Water Supply System 51EBde, PA | 63,000.00 | 63,000.00 | - | 12 | 1 | 1 | 1 | 1 | 1 | 1 | 1 | 1 | 1 | 1 | 1 | 1 | |
| 13 | Water Supply System 52EBde, PA | 45,000.00 | 45,000.00 | - | 12 | 1 | 1 | 1 | 1 | 1 | 1 | 1 | 1 | 1 | 1 | 1 | 1 | |
| 14 | Water Supply System 53EBde, PA | 5,000.00 | 5,000.00 | - | 12 | 1 | 1 | 1 | 1 | 1 | 1 | 1 | 1 | 1 | 1 | 1 | 1 | |
| 19 | Water Supply System TRADOC, PA | 220,000.00 | 220,000.00 | - | 12 | 1 | 1 | 1 | 1 | 1 | 1 | 1 | 1 | 1 | 1 | 1 | 1 | |
| 21 | Water Supply System ARESCOM, PA | 55,000.00 | 55,000.00 | - | 12 | 1 | 1 | 1 | 1 | 1 | 1 | 1 | 1 | 1 | 1 | 1 | 1 | |
| 22 | Water Supply System ASCOM, PA | 81,653.00 | 40,000.00 | 41,653.00 | 12 | 1 | 1 | 1 | 1 | 1 | 1 | 1 | 1 | 1 | 1 | 1 | 1 | |
| 39 | Water Supply System G4, PA | 5,800,000.00 | - | 5,800,000.00 | 48 | 4 | 4 | 4 | 4 | 4 | 4 | 4 | 4 | 4 | 4 | 4 | 4 | |
| 45 | TOTAL | 6,355,853.00 | 458,200.00 | 5,897,653.00 | | | | | | | | | | | | | | |

Prepared By:

EMMANUEL P PRIVADO
COL GSC (QMS) PA
AC of S for Logistics G4

Approved By:


NOEL A COBALLES
Lieutenant General AFP
Commanding General, PA

HEADQUARTERS
PHILIPPINE ARMY
Fort andres Bonifacio, Metro Manila

Project Procurement Management Plan

PPMP Nr PA- 046-14 Power Supply System


DATE: 26-Nov-13

| Line No | Activity | Amount | Mode of Procurement | | | qty/size | Schedule for Each Procurement Activity | | | | | | | | | | | | REMARKS |
|---------|---------------------------------|---------------------|---------------------|-------------------|---------------------|----------|--|-----|-----|-----|-----|-----|-----|-----|-----|-----|-----|-----|---------|
| | | | Direct Contracting | Shopping (5) | Negotiated | | JAN | FEB | MAR | APR | MAY | JUN | JUL | AUG | SEP | OCT | NOV | DEC | |
| 1 | 2 | 8 | 6 | 8 | 12 | 14 | 15 | 16 | 17 | 18 | 19 | 20 | 21 | 22 | 23 | 24 | 25 | 26 | 27 |
| 3 | Power Supply System 2ID, PA | 10,000.00 | 10,000.00 | - | - | 12 | 1 | 1 | 1 | 1 | 1 | 1 | 1 | 1 | 1 | 1 | 1 | 1 | 1 |
| 4 | Power Supply System 3ID, PA | 19,980.00 | - | 19,980.00 | - | 12 | 1 | 1 | 1 | 1 | 1 | 1 | 1 | 1 | 1 | 1 | 1 | 1 | 1 |
| 5 | Power Supply System 4ID, PA | 16,000.00 | - | 16,000.00 | - | 12 | 1 | 1 | 1 | 1 | 1 | 1 | 1 | 1 | 1 | 1 | 1 | 1 | 1 |
| 7 | Power Supply System 6ID, PA | 86,000.00 | - | - | 86,000.00 | 12 | 1 | 1 | 1 | 1 | 1 | 1 | 1 | 1 | 1 | 1 | 1 | 1 | 1 |
| 10 | Power Supply System 9ID, PA | 50,000.00 | - | 50,000.00 | - | 12 | 1 | 1 | 1 | 1 | 1 | 1 | 1 | 1 | 1 | 1 | 1 | 1 | 1 |
| 12 | Power Supply System 51EBde, PA | 35,000.00 | - | 35,000.00 | - | 12 | 1 | 1 | 1 | 1 | 1 | 1 | 1 | 1 | 1 | 1 | 1 | 1 | 1 |
| 13 | Power Supply System 52EBde, PA | 6,000.00 | - | 6,000.00 | - | 12 | 1 | 1 | 1 | 1 | 1 | 1 | 1 | 1 | 1 | 1 | 1 | 1 | 1 |
| 14 | Power Supply System 53EBde, PA | 11,000.00 | - | 11,000.00 | - | 12 | 1 | 1 | 1 | 1 | 1 | 1 | 1 | 1 | 1 | 1 | 1 | 1 | 1 |
| 19 | Power Supply System TRADOC, PA | 40,000.00 | - | 40,000.00 | - | 12 | 1 | 1 | 1 | 1 | 1 | 1 | 1 | 1 | 1 | 1 | 1 | 1 | 1 |
| 21 | Power Supply System ARESCOM, PA | 12,000.00 | - | 12,000.00 | - | 12 | 1 | 1 | 1 | 1 | 1 | 1 | 1 | 1 | 1 | 1 | 1 | 1 | 1 |
| 22 | Power Supply System ASCOM, PA | 65,000.00 | - | - | 65,000.00 | 12 | 1 | 1 | 1 | 1 | 1 | 1 | 1 | 1 | 1 | 1 | 1 | 1 | 1 |
| 23 | Power Supply System HHSG, PA | 10,000.00 | - | 10,000.00 | - | 0 | | | | | | | | | | | | | |
| 29 | Power Supply System G4, PA | 4,600,820.00 | - | - | 4,600,820.00 | 24 | 2 | 2 | 2 | 2 | 2 | 2 | 2 | 2 | 2 | 2 | 2 | 2 | 2 |
| 45 | TOTAL | 4,961,800.00 | 10,000.00 | 199,980.00 | 4,751,820.00 | | | | | | | | | | | | | | |

Prepared By:

EMMANUEL P PRIVADO
COL GSC (QMS) PA
AC of S for Logistics G4

Approved By:


NOEL A COBALLES
Lieutenant General AFP
Commanding General, PA

HEADQUARTERS
PHILIPPINE ARMY
Fort andres Bonifacio, Metro Manila

Project Procurement Management Plan

PPMP Nr PA- 047-14 Communication Networks

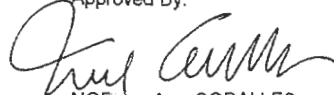
DATE 26-Nov-13

| Line No | Activity | Amount | Mode of Procurement | | qty/size | Schedule for Each Procurement Activity | | | | | | | | | | | | REMARKS | |
|---------|------------------------------------|-------------------|---------------------|------------------|----------|---|-----|-----|-----|-----|-----|-----|-----|-----|-----|-----|-----|---------|--|
| | | | Shopping (5) | Negotiated | | JAN | FEB | MAR | APR | MAY | JUN | JUL | AUG | SEP | OCT | NOV | DEC | | |
| | | | | 53.9 | | Shopping/Negotiated - Scheduled Procurement | | | | | | | | | | | | | |
| 1 | 2 | 3 | 8 | 12 | 14 | 15 | 16* | 17 | 18 | 19 | 20 | 21 | 22 | 23 | 24 | 25 | 26 | 27 | |
| 6 | Communication Networks 5ID, PA | 14,000.00 | - | 14,000.00 | 12 | 1 | 1 | 1 | 1 | 1 | 1 | 1 | 1 | 1 | 1 | 1 | 1 | 1 | |
| 13 | Communication Networks 52EBde, PA | 108,000.00 | 108,000.00 | - | 12 | 1 | 1 | 1 | 1 | 1 | 1 | 1 | 1 | 1 | 1 | 1 | 1 | 1 | |
| 19 | Communication Networks TRADOC, PA | 14,000.00 | 14,000.00 | - | 12 | 1 | 1 | 1 | 1 | 1 | 1 | 1 | 1 | 1 | 1 | 1 | 1 | 1 | |
| 21 | Communication Networks ARESCOM, PA | 10,000.00 | 10,000.00 | - | 12 | 1 | 1 | 1 | 1 | 1 | 1 | 1 | 1 | 1 | 1 | 1 | 1 | 1 | |
| 22 | Communication Networks ASCOM, PA | 12,000.00 | 12,000.00 | - | 12 | 1 | 1 | 1 | 1 | 1 | 1 | 1 | 1 | 1 | 1 | 1 | 1 | 1 | |
| 24 | Communication Networks ISG, PA | 16,000.00 | 16,000.00 | - | 12 | 1 | 1 | 1 | 1 | 1 | 1 | 1 | 1 | 1 | 1 | 1 | 1 | 1 | |
| 26 | Communication Networks CMOG, PA | 14,000.00 | - | 14,000.00 | 12 | 1 | 1 | 1 | 1 | 1 | 1 | 1 | 1 | 1 | 1 | 1 | 1 | 1 | |
| 45 | TOTAL | 188,000.00 | 160,000.00 | 28,000.00 | | | | | | | | | | | | | | | |

Prepared By:

EMMANUEL P PRIVADO
COL GSC (QMS) PA
AC of S for Logistics G4

Approved By:


NOEL A COBALLES
Lieutenant General AFP
Commanding General, PA

HEADQUARTERS
PHILIPPINE ARMY
Fort andres Bonifacio, Metro Manila

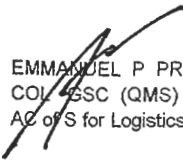
Project Procurement Management Plan

PPMP Nr PA- 049-14 Parks, Plazas, Monuments

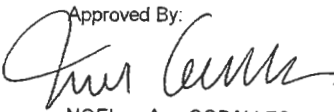
DATE: 26-Nov-13

| Line No | Activity | Amount | Mode of Procurement | qty/size | Schedule for Each Procurement Activity | | | | | | | | | | | | REMARKS |
|---------|----------------------------------|------------------|---------------------|----------|--|-----|-----|-----|-----|-----|-----|-----|-----|-----|-----|-----|---------|
| | | | Negotiated | | JAN | FEB | MAR | APR | MAY | JUN | JUL | AUG | SEP | OCT | NOV | DEC | |
| | | | 53.9 | | 14 | 15 | 16 | 17 | 18 | 19 | 20 | 21 | 22 | 23 | 24 | 25 | |
| 1 | 2 | 3 | 12 | 14 | 15 | 16 | 17 | 18 | 19 | 20 | 21 | 22 | 23 | 24 | 25 | 26 | 27 |
| 7 | Parks, Plazas, Monuments 6ID, PA | 20,000.00 | 20,000.00 | 0 | | | | | | | | | | | | | |
| 45 | TOTAL | 20,000.00 | 20,000.00 | | | | | | | | | | | | | | |

Prepared By:


EMMANUEL P PRIVADO
COL GSC (QMS) PA
AC of S for Logistics G4

Approved By:


NOEL A COBALLES
Lieutenant General AFP
Commanding General, PA

HEADQUARTERS
PHILIPPINE ARMY
Fort andres Bonifacio, Metro Manila

Project Procurement Management Plan

PPMP Nr PA- 050-14 Other Infrastructure Assets


DATE: 26-Nov-13

| Line No | Activity | Amount | Mode of Procurement | | qty/size | Schedule for Each Procurement Activity | | | | | | | | | | | | REMARKS |
|---------|---|-------------------|---------------------|-------------------|----------|--|-----|-----|-----|-----|-----|-----|-----|-----|-----|-----|-----|---------|
| | | | Shopping (5) | Negotiated | | JAN | FEB | MAR | APR | MAY | JUN | JUL | AUG | SEP | OCT | NOV | DEC | |
| 1 | 2 | 3 | 8 | 12 | 14 | 15 | 16 | 17 | 18 | 19 | 20 | 21 | 22 | 23 | 24 | 25 | 26 | 27 |
| 4 | Other Infrastructure Assets 3ID, PA | 40,000.00 | 40,000.00 | - | 12 | 1 | 1 | 1 | 1 | 1 | 1 | 1 | 1 | 1 | 1 | 1 | 1 | |
| 7 | Other Infrastructure Assets 6ID, PA | 70,000.00 | - | 70,000.00 | 12 | 1 | 1 | 1 | 1 | 1 | 1 | 1 | 1 | 1 | 1 | 1 | 1 | |
| 17 | Other Infrastructure Assets SOCOM, PA | 80,000.00 | - | 80,000.00 | 12 | 1 | 1 | 1 | 1 | 1 | 1 | 1 | 1 | 1 | 1 | 1 | 1 | |
| 21 | Other Infrastructure Assets ARESCOM, PA | 2,500.00 | 2,500.00 | - | 12 | 1 | 1 | 1 | 1 | 1 | 1 | 1 | 1 | 1 | 1 | 1 | 1 | |
| 22 | Other Infrastructure Assets ASCOM, PA | 30,000.00 | - | 30,000.00 | 12 | 1 | 1 | 1 | 1 | 1 | 1 | 1 | 1 | 1 | 1 | 1 | 1 | |
| 45 | TOTAL | 222,500.00 | 42,500.00 | 180,000.00 | | | | | | | | | | | | | | |

Prepared By:

EMMANUEL P PRIVADO
COL GSC (QMS) PA
AC of S for Logistics G4

Approved By:


NOEL A COBALLES
Lieutenant General AFP
Commanding General, PA

HEADQUARTERS
PHILIPPINE ARMY
Fort andres Bonifacio, Metro Manila

Project Procurement Management Plan

PPMP Nr PA- 051-14


Buildings

DATE: 26-Nov-13

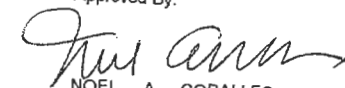
| Line No | Activity | Amount | Mode of Procurement | | | qty/size | Schedule for Each Procurement Activity | | | | | | | | | | | | REMARKS | |
|---|-----------------------|---------------|---------------------|----------------------------|---------------|--------------|--|-----|-----|-----|-----|-----|-----|-----|-----|-----|-----|-----|---------|-----|
| | | | Shopping (5) | Negotiated Procurement (6) | | | Open | JAN | FEB | MAR | APR | MAY | JUN | JUL | AUG | SEP | OCT | NOV | | DEC |
| | | | | 53.5 | 53.9 | | | | | | | | | | | | | | | |
| Shopping/Negotiated - Scheduled Procurement | | | | | | | | | | | | | | | | | | | | |
| 1 | 2 | 3 | 8 | 9 | 12 | 14 | 15 | 16 | 17 | 18 | 19 | 20 | 21 | 22 | 23 | 24 | 25 | 26 | 27 | |
| 2 | Buildings 1ID, PA | 1,848,600.00 | - | - | 1,848,600.00 | - | 12 | 1 | 1 | 1 | 1 | 1 | 1 | 1 | 1 | 1 | 1 | 1 | 1 | |
| 3 | Buildings 2ID, PA | 1,550,100.00 | - | - | 1,550,100.00 | - | 12 | 1 | 1 | 1 | 1 | 1 | 1 | 1 | 1 | 1 | 1 | 1 | 1 | |
| 4 | Buildings 3ID, PA | 515,000.00 | - | - | 515,000.00 | - | 12 | 1 | 1 | 1 | 1 | 1 | 1 | 1 | 1 | 1 | 1 | 1 | 1 | |
| 5 | Buildings 4ID, PA | 1,453,650.00 | - | - | 1,453,650.00 | - | 12 | 1 | 1 | 1 | 1 | 1 | 1 | 1 | 1 | 1 | 1 | 1 | 1 | |
| 6 | Buildings 5ID, PA | 1,745,269.00 | - | - | 1,745,269.00 | - | 12 | 1 | 1 | 1 | 1 | 1 | 1 | 1 | 1 | 1 | 1 | 1 | 1 | |
| 7 | Buildings 6ID, PA | 915,200.00 | 183,040.00 | - | 732,160.00 | - | 12 | 1 | 1 | 1 | 1 | 1 | 1 | 1 | 1 | 1 | 1 | 1 | 1 | |
| 8 | Buildings 7ID, PA | 40,000.00 | - | - | 40,000.00 | - | 12 | 1 | 1 | 1 | 1 | 1 | 1 | 1 | 1 | 1 | 1 | 1 | 1 | |
| 9 | Buildings 8ID, PA | 1,873,000.00 | - | - | - | 1,873,000.00 | 12 | 1 | 1 | 1 | 1 | 1 | 1 | 1 | 1 | 1 | 1 | 1 | 1 | |
| 10 | Buildings 9ID, PA | 1,028,000.00 | - | - | 1,028,000.00 | - | 12 | 1 | 1 | 1 | 1 | 1 | 1 | 1 | 1 | 1 | 1 | 1 | 1 | |
| 11 | Buildings 10ID, PA | 1,050,500.00 | - | - | 1,050,500.00 | - | 12 | 1 | 1 | 1 | 1 | 1 | 1 | 1 | 1 | 1 | 1 | 1 | 1 | |
| 12 | Buildings 51EBde, PA | 2,059,864.30 | - | - | 2,059,864.30 | - | 12 | 1 | 1 | 1 | 1 | 1 | 1 | 1 | 1 | 1 | 1 | 1 | 1 | |
| 13 | Buildings 52EBde, PA | 1,732,250.00 | - | - | 1,732,250.00 | - | 12 | 1 | 1 | 1 | 1 | 1 | 1 | 1 | 1 | 1 | 1 | 1 | 1 | |
| 14 | Buildings 53EBde, PA | 362,690.00 | - | - | 362,690.00 | - | 12 | 1 | 1 | 1 | 1 | 1 | 1 | 1 | 1 | 1 | 1 | 1 | 1 | |
| 17 | Buildings SOCOM, PA | 2,190,257.00 | - | - | 2,190,257.00 | - | 12 | 1 | 1 | 1 | 1 | 1 | 1 | 1 | 1 | 1 | 1 | 1 | 1 | |
| 18 | Buildings MID, PA | 964,000.00 | - | - | 964,000.00 | - | 12 | 1 | 1 | 1 | 1 | 1 | 1 | 1 | 1 | 1 | 1 | 1 | 1 | |
| 19 | Buildings TRADOC, PA | 601,390.00 | 601,390.00 | - | - | - | 12 | 1 | 1 | 1 | 1 | 1 | 1 | 1 | 1 | 1 | 1 | 1 | 1 | |
| 20 | Buildings AAR, PA | 484,000.00 | 71,000.00 | - | 413,000.00 | - | 12 | 1 | 1 | 1 | 1 | 1 | 1 | 1 | 1 | 1 | 1 | 1 | 1 | |
| 21 | Buildings ARESCOM, PA | 2,213,530.00 | - | 2,213,530.00 | - | - | 12 | 1 | 1 | 1 | 1 | 1 | 1 | 1 | 1 | 1 | 1 | 1 | 1 | |
| 22 | Buildings ASCOM, PA | 8,467,173.00 | 7,697,273.00 | - | 769,900.00 | - | 48 | 4 | 4 | 4 | 4 | 4 | 4 | 4 | 4 | 4 | 4 | 4 | 4 | |
| 23 | Buildings HHSG, PA | 3,951,460.00 | 136,000.00 | - | 3,815,460.00 | - | 24 | 2 | 2 | 2 | 2 | 2 | 2 | 2 | 2 | 2 | 2 | 2 | 2 | |
| 24 | Buildings ISG, PA | 540,600.00 | - | - | 540,600.00 | - | 12 | 1 | 1 | 1 | 1 | 1 | 1 | 1 | 1 | 1 | 1 | 1 | 1 | |
| 25 | Buildings ASR, PA | 1,954,742.00 | - | - | 1,954,742.00 | - | 12 | 1 | 1 | 1 | 1 | 1 | 1 | 1 | 1 | 1 | 1 | 1 | 1 | |
| 26 | Buildings CMOG, PA | 199,000.00 | - | - | 199,000.00 | - | 12 | 1 | 1 | 1 | 1 | 1 | 1 | 1 | 1 | 1 | 1 | 1 | 1 | |
| 27 | Buildings FCPA | 697,000.00 | - | - | 697,000.00 | - | 12 | 1 | 1 | 1 | 1 | 1 | 1 | 1 | 1 | 1 | 1 | 1 | 1 | |
| 28 | Buildings APMC | 160,000.00 | - | - | 160,000.00 | - | 12 | 1 | 1 | 1 | 1 | 1 | 1 | 1 | 1 | 1 | 1 | 1 | 1 | |
| 31 | Buildings MFO | 100,000.00 | - | - | 100,000.00 | - | 12 | 1 | 1 | 1 | 1 | 1 | 1 | 1 | 1 | 1 | 1 | 1 | 1 | |
| 32 | Buildings APAO | 302,000.00 | - | - | 302,000.00 | - | 12 | 1 | 1 | 1 | 1 | 1 | 1 | 1 | 1 | 1 | 1 | 1 | 1 | |
| 33 | Buildings ASPA | 1,325,738.52 | 775,738.52 | - | 500,000.00 | 50,000.00 | 12 | 1 | 1 | 1 | 1 | 1 | 1 | 1 | 1 | 1 | 1 | 1 | 1 | |
| 38 | Buildings G3, PA | 3,200,000.00 | - | - | 3,200,000.00 | - | 12 | 1 | 1 | 1 | 1 | 1 | 1 | 1 | 1 | 1 | 1 | 1 | 1 | |
| 39 | Buildings G4, PA | 14,940,000.00 | - | - | 14,940,000.00 | - | 120 | 10 | 10 | 10 | 10 | 10 | 10 | 10 | 10 | 10 | 10 | 10 | 10 | |
| 40 | Buildings G5, PA | 5,600.00 | 5,600.00 | - | - | - | 12 | 1 | 1 | 1 | 1 | 1 | 1 | 1 | 1 | 1 | 1 | 1 | 1 | |

| | | | | | | | | | | | | | | | | | | | | |
|----|------------------|---------------|--------------|--------------|---------------|--------------|----|---|---|---|---|---|---|---|---|---|---|---|---|---|
| 42 | Buildings G7, PA | 780,000.00 | - | - | 780,000.00 | - | 12 | 1 | 1 | 1 | 1 | 1 | 1 | 1 | 1 | 1 | 1 | 1 | 1 | 1 |
| 43 | Buildings G8, PA | 1,160,000.00 | - | 1,160,000.00 | - | - | 12 | 1 | 1 | 1 | 1 | 1 | 1 | 1 | 1 | 1 | 1 | 1 | 1 | 1 |
| 45 | TOTAL | 60,410,613.82 | 9,470,041.52 | 3,373,530.00 | 45,644,042.30 | 1,923,000.00 | | | | | | | | | | | | | | |

Prepared By:


 EMMANUEL P PRIVADO
 COL GSC (QMS) PA
 AC of S for Logistics G4

Approved By:


 NOEL A COBALLES
 Lieutenant General AFP
 Commanding General, PA

HEADQUARTERS
PHILIPPINE ARMY
Fort andres Bonifacio, Metro Manila

Project Procurement Management Plan


PPMP Nr PA- 052-14

Hospital and Health Centers


DATE: 26-Nov-13

| Line No | Activity | Amount | Mode of Procurement | | qty/size | Schedule for Each Procurement Activity | | | | | | | | | | | | REMARKS |
|---------|---------------------------------------|---------------------|------------------------|-------------------|----------|---|-----|-----|-----|-----|-----|-----|-----|-----|-----|-----|-----|---------|
| | | | Direct Contracting (3) | Negotiated | | JAN | FEB | MAR | APR | MAY | JUN | JUL | AUG | SEP | OCT | NOV | DEC | |
| | | | 6 | 53.9 | | Direct Contracting/Negotiated - Scheduled Procurement | | | | | | | | | | | | |
| 1 | 2 | 3 | 6 | 12 | 14 | 15 | 16 | 17 | 18 | 19 | 20 | 21 | 22 | 23 | 24 | 25 | 26 | 27 |
| 3 | Hospital and Health Centers 2ID, PA | 75,000.00 | - | 75,000.00 | 12 | 1 | 1 | 1 | 1 | 1 | 1 | 1 | 1 | 1 | 1 | 1 | 1 | |
| 9 | Hospital and Health Centers 8ID, PA | 70,000.00 | - | 70,000.00 | 12 | 1 | 1 | 1 | 1 | 1 | 1 | 1 | 1 | 1 | 1 | 1 | 1 | |
| 22 | Hospital and Health Centers ASCOM, PA | 160,000.00 | - | 160,000.00 | 12 | 1 | 1 | 1 | 1 | 1 | 1 | 1 | 1 | 1 | 1 | 1 | 1 | |
| 37 | Hospital and Health Centers G2, PA | 1,700,000.00 | 1,700,000.00 | - | 12 | 1 | 1 | 1 | 1 | 1 | 1 | 1 | 1 | 1 | 1 | 1 | 1 | |
| 45 | TOTAL | 2,005,000.00 | 1,700,000.00 | 305,000.00 | | | | | | | | | | | | | | |

Prepared By:


EMMANUEL P PRIVADO
COL GSC (QMS) PA
AC of S for Logistics G4

Approved By:


NOEL A COBALLES
Lieutenant General AFP
Commanding General, PA

HEADQUARTERS
PHILIPPINE ARMY
Fort andres Bonifacio, Metro Manila

Project Procurement Management Plan

PPMP Nr PA- 054-14

Other Structures

DATE 26-Nov-13

| Line No | Activity | Amount | Mode of Procurement | | | | | qty/size | Schedule for Each Procurement Activity | | | | | | | | | | | | REMARKS |
|---------|---------------------------------|---------------|-------------------------|--------------|----------------------------|------------|---------------|----------|--|-----|-----|-----|-----|-----|-----|-----|-----|-----|-----|-----|---------|
| | | | Competitive Bidding (1) | Shopping (5) | Negotiated Procurement (6) | | | | JAN | FEB | MAR | APR | MAY | JUN | JUL | AUG | SEP | OCT | NOV | DEC | |
| | | | | | 53.5 | 53.7 | 53.9 | | | | | | | | | | | | | | |
| 4 | 8 | 9 | 11 | 12 | 14 | 15 | 16 | 17 | 18 | 19 | 20 | 21 | 22 | 23 | 24 | 25 | 26 | 27 | | | |
| 1 | 2 | 3 | 4 | 8 | 9 | 11 | 12 | 14 | 15 | 16 | 17 | 18 | 19 | 20 | 21 | 22 | 23 | 24 | 25 | 26 | 27 |
| 2 | Other Structures 1ID, PA | 1,241,360.00 | - | - | - | - | 1,241,360.00 | 12 | 1 | 1 | 1 | 1 | 1 | 1 | 1 | 1 | 1 | 1 | 1 | 1 | 1 |
| 3 | Other Structures 2ID, PA | 1,320,520.00 | 0 | - | - | - | 1,320,520.00 | 12 | 1 | 1 | 1 | 1 | 1 | 1 | 1 | 1 | 1 | 1 | 1 | 1 | 1 |
| 4 | Other Structures 3ID, PA | 154,900.00 | 0.00 | - | - | - | 154,900.00 | 12 | 1 | 1 | 1 | 1 | 1 | 1 | 1 | 1 | 1 | 1 | 1 | 1 | 1 |
| 5 | Other Structures 4ID, PA | 376,030.00 | 0 | - | - | - | 376,030.00 | 12 | 1 | 1 | 1 | 1 | 1 | 1 | 1 | 1 | 1 | 1 | 1 | 1 | 1 |
| 6 | Other Structures 5ID, PA | 698,060.00 | - | - | - | - | 698,060.00 | 12 | 1 | 1 | 1 | 1 | 1 | 1 | 1 | 1 | 1 | 1 | 1 | 1 | 1 |
| 7 | Other Structures 6ID, PA | 600,050.00 | 0 | 120,010.00 | - | - | 480,040.00 | 12 | 1 | 1 | 1 | 1 | 1 | 1 | 1 | 1 | 1 | 1 | 1 | 1 | 1 |
| 8 | Other Structures 7ID, PA | 518,000.00 | - | - | - | - | 518,000.00 | 12 | 1 | 1 | 1 | 1 | 1 | 1 | 1 | 1 | 1 | 1 | 1 | 1 | 1 |
| 9 | Other Structures 8ID, PA | 2,312,000.00 | - | - | - | - | 2,312,000.00 | 12 | 1 | 1 | 1 | 1 | 1 | 1 | 1 | 1 | 1 | 1 | 1 | 1 | 1 |
| 10 | Other Structures 9ID, PA | 64,000.00 | 0 | - | - | - | 64,000.00 | 12 | 1 | 1 | 1 | 1 | 1 | 1 | 1 | 1 | 1 | 1 | 1 | 1 | 1 |
| 11 | Other Structures 10ID, PA | 1,161,630.00 | 0 | - | - | - | 1,161,630.00 | 12 | 1 | 1 | 1 | 1 | 1 | 1 | 1 | 1 | 1 | 1 | 1 | 1 | 1 |
| 12 | Other Structures 51EBde, PA | 220,000.00 | - | - | - | - | 220,000.00 | 12 | 1 | 1 | 1 | 1 | 1 | 1 | 1 | 1 | 1 | 1 | 1 | 1 | 1 |
| 13 | Other Structures 52EBde, PA | 423,500.00 | - | - | - | - | 423,500.00 | 12 | 1 | 1 | 1 | 1 | 1 | 1 | 1 | 1 | 1 | 1 | 1 | 1 | 1 |
| 17 | Other Structures SOCOM, PA | 818,000.00 | 0 | - | - | - | 818,000.00 | 12 | 1 | 1 | 1 | 1 | 1 | 1 | 1 | 1 | 1 | 1 | 1 | 1 | 1 |
| 18 | Other Structures MID, PA | 1,544,400.00 | - | - | - | - | 1,544,400.00 | 12 | 1 | 1 | 1 | 1 | 1 | 1 | 1 | 1 | 1 | 1 | 1 | 1 | 1 |
| 19 | Other Structures TRADOC, PA | 45,720.00 | - | 45,720.00 | - | - | - | 12 | 1 | 1 | 1 | 1 | 1 | 1 | 1 | 1 | 1 | 1 | 1 | 1 | 1 |
| 20 | Other Structures AAR, PA | 153,000.00 | - | 65,000.00 | - | - | 88,000.00 | 12 | 1 | 1 | 1 | 1 | 1 | 1 | 1 | 1 | 1 | 1 | 1 | 1 | 1 |
| 21 | Other Structures ARESCOM, PA | 1,360,199.98 | 0 | - | - | - | 1,360,199.98 | 12 | 1 | 1 | 1 | 1 | 1 | 1 | 1 | 1 | 1 | 1 | 1 | 1 | 1 |
| 22 | Other Structures ASCOM, PA | 1,771,730.00 | - | 1,731,730.00 | - | - | 40,000.00 | 12 | 1 | 1 | 1 | 1 | 1 | 1 | 1 | 1 | 1 | 1 | 1 | 1 | 1 |
| 23 | Other Structures HHSG, PA | 805,500.00 | 0 | - | - | - | 805,500.00 | 12 | 1 | 1 | 1 | 1 | 1 | 1 | 1 | 1 | 1 | 1 | 1 | 1 | 1 |
| 24 | Other Structures ISG, PA | 1,476,592.00 | - | - | - | - | 1,476,592.00 | 12 | 1 | 1 | 1 | 1 | 1 | 1 | 1 | 1 | 1 | 1 | 1 | 1 | 1 |
| 25 | Other Structures ASR, PA | 936,350.00 | - | - | - | - | 936,350.00 | 12 | 1 | 1 | 1 | 1 | 1 | 1 | 1 | 1 | 1 | 1 | 1 | 1 | 1 |
| 26 | Other Structures CMOG, PA | 45,000.00 | - | - | - | - | 45,000.00 | 12 | 1 | 1 | 1 | 1 | 1 | 1 | 1 | 1 | 1 | 1 | 1 | 1 | 1 |
| 27 | Other Structures FCPA | 637,000.00 | - | - | - | 637,000.00 | - | 12 | 1 | 1 | 1 | 1 | 1 | 1 | 1 | 1 | 1 | 1 | 1 | 1 | 1 |
| 28 | Other Structures APMC | 60,000.00 | 0 | - | 60,000.00 | - | - | 12 | 1 | 1 | 1 | 1 | 1 | 1 | 1 | 1 | 1 | 1 | 1 | 1 | 1 |
| 29 | Other Structures AGSMO, PA | 70,000.00 | 0 | - | - | - | 70,000.00 | 12 | 1 | 1 | 1 | 1 | 1 | 1 | 1 | 1 | 1 | 1 | 1 | 1 | 1 |
| 33 | Other Structures ASPA | 44,000.00 | - | 44,000.00 | - | - | - | 12 | 1 | 1 | 1 | 1 | 1 | 1 | 1 | 1 | 1 | 1 | 1 | 1 | 1 |
| 34 | Other Structures AIA | 26,914.16 | - | - | 26,914.16 | - | - | 12 | 1 | 1 | 1 | 1 | 1 | 1 | 1 | 1 | 1 | 1 | 1 | 1 | 1 |
| 38 | Other Structures G3, PA | 5,540,000.00 | - | - | - | - | 5,540,000.00 | 12 | 1 | 1 | 1 | 1 | 1 | 1 | 1 | 1 | 1 | 1 | 1 | 1 | 1 |
| 39 | Construction Materials (Office) | 2,745,000.00 | 2,745,000.00 | 0.00 | 0.00 | 0.00 | 0.00 | 1 | - | - | - | 1 | - | - | - | - | - | - | - | - | - |
| 40 | Other Structures G4, PA | 37,876,858.24 | 0.00 | - | - | - | 37,876,858.24 | 12 | 1 | 1 | 1 | 1 | 1 | 1 | 1 | 1 | 1 | 1 | 1 | 1 | 1 |
| 41 | Other Structures G5, PA | 23,600.00 | 0 | 23,600.00 | - | - | - | 12 | 1 | 1 | 1 | 1 | 1 | 1 | 1 | 1 | 1 | 1 | 1 | 1 | 1 |
| 42 | Other Structures G6, PA | 628,000.00 | 0.00 | - | - | - | 628,000.00 | 12 | 1 | 1 | 1 | 1 | 1 | 1 | 1 | 1 | 1 | 1 | 1 | 1 | 1 |
| 43 | TOTAL | 65,697,914.38 | 2,745,000.00 | 2,030,060.00 | 86,914.16 | 637,000.00 | 60,193,940.22 | | | | | | | | | | | | | | |

Prepared By:

EMMANUEL P PRIVADO
COL GSC (QMS) PA
AC of S for Logistics G4

Approved By:

NOEL A COBALLES
Lieutenant General AFP
Commanding General, PA

HEADQUARTERS
PHILIPPINE ARMY
Fort andres Bonifacio, Metro Manila

Project Procurement Management Plan

PPMP Nr PA- 055-14 Machinery Expenses

DATE: 26-Nov-13

| Line No | Activity | Amount | Mode of Procurement | | qty/size | Schedule for Each Procurement Activity | | | | | | | | | | | | REMARKS |
|---------|-------------------------------|---------------------|---------------------|--------------------------------|----------|---|-----|-----|-----|-----|-----|-----|-----|-----|-----|-----|-----|---------|
| | | | Shopping (5) | Negotiated Procurement 53.9 | | JAN | FEB | MAR | APR | MAY | JUN | JUL | AUG | SEP | OCT | NOV | DEC | |
| | | | | | | Shopping/Negotiated - Scheduled Procurement | | | | | | | | | | | | |
| 1 | 2 | 3 | 8 | 12 | 14 | 15 | 16 | 17 | 18 | 19 | 20 | 21 | 22 | 23 | 24 | 25 | 26 | 27 |
| 2 | Machinery Expenses 1ID, PA | 4,000.00 | 4,000.00 | - | 12 | 1 | 1 | 1 | 1 | 1 | 1 | 1 | 1 | 1 | 1 | 1 | 1 | 1 |
| 3 | Machinery Expenses 2ID, PA | - | - | - | 12 | 1 | 1 | 1 | 1 | 1 | 1 | 1 | 1 | 1 | 1 | 1 | 1 | 1 |
| 4 | Machinery Expenses 3ID, PA | 76,800.00 | - | 76,800.00 | 12 | 1 | 1 | 1 | 1 | 1 | 1 | 1 | 1 | 1 | 1 | 1 | 1 | 1 |
| 5 | Machinery Expenses 4ID, PA | 44,000.00 | - | 44,000.00 | 12 | 1 | 1 | 1 | 1 | 1 | 1 | 1 | 1 | 1 | 1 | 1 | 1 | 1 |
| 6 | Machinery Expenses 5ID, PA | 48,000.00 | - | 48,000.00 | 12 | 1 | 1 | 1 | 1 | 1 | 1 | 1 | 1 | 1 | 1 | 1 | 1 | 1 |
| 12 | Machinery Expenses 51EBde, PA | 120,000.00 | - | 120,000.00 | 12 | 1 | 1 | 1 | 1 | 1 | 1 | 1 | 1 | 1 | 1 | 1 | 1 | 1 |
| 13 | Machinery Expenses 52EBde, PA | 38,000.00 | 38,000.00 | - | 12 | 1 | 1 | 1 | 1 | 1 | 1 | 1 | 1 | 1 | 1 | 1 | 1 | 1 |
| 14 | Machinery Expenses 53EBde, PA | 89,346.00 | - | 89,346.00 | 12 | 1 | 1 | 1 | 1 | 1 | 1 | 1 | 1 | 1 | 1 | 1 | 1 | 1 |
| 19 | Machinery Expenses TRADOC, PA | 159,000.00 | 159,000.00 | - | 12 | 1 | 1 | 1 | 1 | 1 | 1 | 1 | 1 | 1 | 1 | 1 | 1 | 1 |
| 25 | Machinery Expenses ASR, PA | 623,500.00 | - | 623,500.00 | 12 | 1 | 1 | 1 | 1 | 1 | 1 | 1 | 1 | 1 | 1 | 1 | 1 | 1 |
| 26 | Machinery Expenses CMOG, PA | 130,000.00 | - | 130,000.00 | 12 | 1 | 1 | 1 | 1 | 1 | 1 | 1 | 1 | 1 | 1 | 1 | 1 | 1 |
| 28 | Machinery Expenses APMC | 238,600.00 | 150,000.00 | 88,600.00 | 12 | 1 | 1 | 1 | 1 | 1 | 1 | 1 | 1 | 1 | 1 | 1 | 1 | 1 |
| 33 | Machinery Expenses ASPA | 368,800.00 | 368,800.00 | - | 12 | 1 | 1 | 1 | 1 | 1 | 1 | 1 | 1 | 1 | 1 | 1 | 1 | 1 |
| 45 | TOTAL | 1,940,046.00 | 719,800.00 | 1,220,246.00 | | | | | | | | | | | | | | |

Prepared By:

EMMANUEL P PRIVADO
COL GSC (QMS) PA
AC of S for Logistics G4

Approved By:

NOEL A COBALLES
Lieutenant General AFP
Commanding General, PA

HEADQUARTERS
PHILIPPINE ARMY
Fort andres Bonifacio, Metro Manila

Project Procurement Management Plan

PPMP Nr PA- 054-14

Other Structures

DATE 26-Nov-13

| Line No | Activity | Amount | Mode of Procurement | | | | | qty/size | Schedule for Each Procurement Activity | | | | | | | | | | | | REMARKS |
|---------|---------------------------------|---------------|-------------------------|--------------|----------------------------|------------|---------------|----------|--|-----|-----|-----|-----|-----|-----|-----|-----|-----|-----|-----|---------|
| | | | Competitive Bidding (1) | Shopping (5) | Negotiated Procurement (6) | | | | JAN | FEB | MAR | APR | MAY | JUN | JUL | AUG | SEP | OCT | NOV | DEC | |
| | | | | | 53.5 | 53.7 | 53.9 | | | | | | | | | | | | | | |
| 1 | 2 | 3 | 4 | 8 | 9 | 11 | 12 | 14 | 15 | 16 | 17 | 18 | 19 | 20 | 21 | 22 | 23 | 24 | 25 | 26 | 27 |
| 2 | Other Structures 1ID, PA | 1,241,360.00 | - | - | - | - | 1,241,360.00 | 12 | 1 | 1 | 1 | 1 | 1 | 1 | 1 | 1 | 1 | 1 | 1 | 1 | 1 |
| 3 | Other Structures 2ID, PA | 1,320,520.00 | 0 | - | - | - | 1,320,520.00 | 12 | 1 | 1 | 1 | 1 | 1 | 1 | 1 | 1 | 1 | 1 | 1 | 1 | 1 |
| 4 | Other Structures 3ID, PA | 154,900.00 | 0.00 | - | - | - | 154,900.00 | 12 | 1 | 1 | 1 | 1 | 1 | 1 | 1 | 1 | 1 | 1 | 1 | 1 | 1 |
| 5 | Other Structures 4ID, PA | 376,030.00 | 0 | - | - | - | 376,030.00 | 12 | 1 | 1 | 1 | 1 | 1 | 1 | 1 | 1 | 1 | 1 | 1 | 1 | 1 |
| 6 | Other Structures 5ID, PA | 698,060.00 | - | - | - | - | 698,060.00 | 12 | 1 | 1 | 1 | 1 | 1 | 1 | 1 | 1 | 1 | 1 | 1 | 1 | 1 |
| 7 | Other Structures 6ID, PA | 600,050.00 | 0 | 120,010.00 | - | - | 480,040.00 | 12 | 1 | 1 | 1 | 1 | 1 | 1 | 1 | 1 | 1 | 1 | 1 | 1 | 1 |
| 8 | Other Structures 7ID, PA | 518,000.00 | - | - | - | - | 518,000.00 | 12 | 1 | 1 | 1 | 1 | 1 | 1 | 1 | 1 | 1 | 1 | 1 | 1 | 1 |
| 9 | Other Structures 8ID, PA | 2,312,000.00 | - | - | - | - | 2,312,000.00 | 12 | 1 | 1 | 1 | 1 | 1 | 1 | 1 | 1 | 1 | 1 | 1 | 1 | 1 |
| 10 | Other Structures 9ID, PA | 64,000.00 | 0 | - | - | - | 64,000.00 | 12 | 1 | 1 | 1 | 1 | 1 | 1 | 1 | 1 | 1 | 1 | 1 | 1 | 1 |
| 11 | Other Structures 10ID, PA | 1,161,630.00 | 0 | - | - | - | 1,161,630.00 | 12 | 1 | 1 | 1 | 1 | 1 | 1 | 1 | 1 | 1 | 1 | 1 | 1 | 1 |
| 12 | Other Structures 51EBde, PA | 220,000.00 | - | - | - | - | 220,000.00 | 12 | 1 | 1 | 1 | 1 | 1 | 1 | 1 | 1 | 1 | 1 | 1 | 1 | 1 |
| 13 | Other Structures 52EBde, PA | 423,500.00 | - | - | - | - | 423,500.00 | 12 | 1 | 1 | 1 | 1 | 1 | 1 | 1 | 1 | 1 | 1 | 1 | 1 | 1 |
| 17 | Other Structures SOCOM, PA | 818,000.00 | 0 | - | - | - | 818,000.00 | 12 | 1 | 1 | 1 | 1 | 1 | 1 | 1 | 1 | 1 | 1 | 1 | 1 | 1 |
| 18 | Other Structures MID, PA | 1,544,400.00 | - | - | - | - | 1,544,400.00 | 12 | 1 | 1 | 1 | 1 | 1 | 1 | 1 | 1 | 1 | 1 | 1 | 1 | 1 |
| 19 | Other Structures TRADOC, PA | 45,720.00 | - | 45,720.00 | - | - | - | 12 | 1 | 1 | 1 | 1 | 1 | 1 | 1 | 1 | 1 | 1 | 1 | 1 | 1 |
| 20 | Other Structures AAR, PA | 153,000.00 | - | 65,000.00 | - | - | 88,000.00 | 12 | 1 | 1 | 1 | 1 | 1 | 1 | 1 | 1 | 1 | 1 | 1 | 1 | 1 |
| 21 | Other Structures ARESCOM, PA | 1,360,199.98 | 0 | - | - | - | 1,360,199.98 | 12 | 1 | 1 | 1 | 1 | 1 | 1 | 1 | 1 | 1 | 1 | 1 | 1 | 1 |
| 22 | Other Structures ASCOM, PA | 1,771,730.00 | - | 1,731,730.00 | - | - | 40,000.00 | 12 | 1 | 1 | 1 | 1 | 1 | 1 | 1 | 1 | 1 | 1 | 1 | 1 | 1 |
| 23 | Other Structures HHSG, PA | 805,500.00 | 0 | - | - | - | 805,500.00 | 12 | 1 | 1 | 1 | 1 | 1 | 1 | 1 | 1 | 1 | 1 | 1 | 1 | 1 |
| 24 | Other Structures ISG, PA | 1,476,592.00 | - | - | - | - | 1,476,592.00 | 12 | 1 | 1 | 1 | 1 | 1 | 1 | 1 | 1 | 1 | 1 | 1 | 1 | 1 |
| 25 | Other Structures ASR, PA | 936,350.00 | - | - | - | - | 936,350.00 | 12 | 1 | 1 | 1 | 1 | 1 | 1 | 1 | 1 | 1 | 1 | 1 | 1 | 1 |
| 26 | Other Structures CMOG, PA | 45,000.00 | - | - | - | - | 45,000.00 | 12 | 1 | 1 | 1 | 1 | 1 | 1 | 1 | 1 | 1 | 1 | 1 | 1 | 1 |
| 27 | Other Structures FCPA | 637,000.00 | - | - | - | 637,000.00 | - | 12 | 1 | 1 | 1 | 1 | 1 | 1 | 1 | 1 | 1 | 1 | 1 | 1 | 1 |
| 28 | Other Structures APMC | 60,000.00 | 0 | - | 60,000.00 | - | - | 12 | 1 | 1 | 1 | 1 | 1 | 1 | 1 | 1 | 1 | 1 | 1 | 1 | 1 |
| 29 | Other Structures AGSMO, PA | 70,000.00 | 0 | - | - | - | 70,000.00 | 12 | 1 | 1 | 1 | 1 | 1 | 1 | 1 | 1 | 1 | 1 | 1 | 1 | 1 |
| 33 | Other Structures ASPA | 44,000.00 | - | 44,000.00 | - | - | - | 12 | 1 | 1 | 1 | 1 | 1 | 1 | 1 | 1 | 1 | 1 | 1 | 1 | 1 |
| 34 | Other Structures AIA | 26,914.16 | - | - | 26,914.16 | - | - | 12 | 1 | 1 | 1 | 1 | 1 | 1 | 1 | 1 | 1 | 1 | 1 | 1 | 1 |
| 38 | Other Structures G3, PA | 5,540,000.00 | - | - | - | - | 5,540,000.00 | 12 | 1 | 1 | 1 | 1 | 1 | 1 | 1 | 1 | 1 | 1 | 1 | 1 | 1 |
| 39 | Construction Materials (Office) | 2,745,000.00 | 2,745,000.00 | 0.00 | 0.00 | 0.00 | - | 1 | - | - | - | - | - | - | - | - | - | - | - | - | - |
| 40 | Other Structures G4, PA | 37,876,858.24 | 0.00 | - | - | - | 37,876,858.24 | 12 | 1 | 1 | 1 | 1 | 1 | 1 | 1 | 1 | 1 | 1 | 1 | 1 | 1 |
| 41 | Other Structures G5, PA | 23,600.00 | 0 | 23,600.00 | - | - | - | 12 | 1 | 1 | 1 | 1 | 1 | 1 | 1 | 1 | 1 | 1 | 1 | 1 | 1 |
| 42 | Other Structures G6, PA | 628,000.00 | 0.00 | - | - | - | 628,000.00 | 12 | 1 | 1 | 1 | 1 | 1 | 1 | 1 | 1 | 1 | 1 | 1 | 1 | 1 |
| 43 | TOTAL | 65,697,914.38 | 2,745,000.00 | 2,030,060.00 | 86,914.16 | 637,000.00 | 60,198,940.22 | | | | | | | | | | | | | | |

Prepared By:


EMMANUEL P PRIVADO
COL, GSC (QMS) PA
AC of S for Logistics G4

Approved By:


NOEL A COBALLES
Lieutenant General AFP
Commanding General, PA

| | | | | | | | | | | | | | | | | | | | | |
|----|----------------------------------|---------------|------------|--------------|------------|------------|---------------|----|---|---|---|---|---|---|---|---|---|---|---|---|
| 44 | Office Equipment Expenses G9, PA | 267,600.00 | - | 267,600.00 | - | - | - | 12 | 1 | 1 | 1 | 1 | 1 | 1 | 1 | 1 | 1 | 1 | 1 | 1 |
| 45 | TOTAL | 38,206,345.00 | 120,000.00 | 2,227,824.00 | 938,235.00 | 375,800.00 | 34,544,486.00 | | | | | | | | | | | | | |

Prepared By:


 EMMANUEL P. PRIVADO
 COL, GSC (QMS) PA
 RC of S for Logistics G4

Approved By:


 NOEL A. COBALLE
 Lieutenant General AFP
 Commanding General, PA

HEADQUARTERS
PHILIPPINE ARMY
Fort andres Bonifacio, Metro Manila

Project Procurement Management Plan

PPMP Nr PA- 057-14 ICT Equipment Expenses

DATE 26-Nov-13

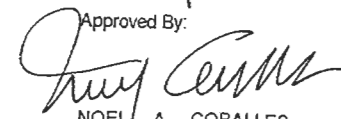
| Line No | Activity | Amount | Mode of Procurement | | | qty/size | Schedule for Each Procurement Activity | | | | | | | | | | | | REMARKS |
|---------|------------------------------------|--------------|---------------------|----------------------------|--------------|----------|---|-----|-----|-----|-----|-----|-----|-----|-----|-----|-----|-----|---------|
| | | | Shopping (5) | Negotiated Procurement (6) | | | JAN | FEB | MAR | APR | MAY | JUN | JUL | AUG | SEP | OCT | NOV | DEC | |
| | | | | 53.5 | 53.9 | | Shopping/Negotiated - Scheduled Procurement | | | | | | | | | | | | |
| 1* | 2 | 3 | 8 | 9 | 12 | 14 | 15 | 16 | 17 | 18 | 19 | 20 | 21 | 22 | 23 | 24 | 25 | 26 | 27 |
| 2 | ICT Equipment Expenses 1ID, PA | 2,086,000.00 | - | - | 2,086,000.00 | 12 | 1 | 1 | 1 | 1 | 1 | 1 | 1 | 1 | 1 | 1 | 1 | 1 | 1 |
| 3 | ICT Equipment Expenses 2ID, PA | 1,856,100.00 | - | - | 1,856,100.00 | 12 | 1 | 1 | 1 | 1 | 1 | 1 | 1 | 1 | 1 | 1 | 1 | 1 | 1 |
| 4 | ICT Equipment Expenses 3ID, PA | 1,143,086.00 | - | - | 1,143,086.00 | 12 | 1 | 1 | 1 | 1 | 1 | 1 | 1 | 1 | 1 | 1 | 1 | 1 | 1 |
| 5 | ICT Equipment Expenses 4ID, PA | 938,800.00 | - | - | 938,800.00 | 12 | 1 | 1 | 1 | 1 | 1 | 1 | 1 | 1 | 1 | 1 | 1 | 1 | 1 |
| 6 | ICT Equipment Expenses 5ID, PA | 820,800.00 | - | - | 820,800.00 | 12 | 1 | 1 | 1 | 1 | 1 | 1 | 1 | 1 | 1 | 1 | 1 | 1 | 1 |
| 7 | ICT Equipment Expenses 6ID, PA | 1,141,400.00 | 224,280.00 | - | 917,120.00 | 12 | 1 | 1 | 1 | 1 | 1 | 1 | 1 | 1 | 1 | 1 | 1 | 1 | 1 |
| 8 | ICT Equipment Expenses 7ID, PA | 464,000.00 | - | - | 464,000.00 | 12 | 1 | 1 | 1 | 1 | 1 | 1 | 1 | 1 | 1 | 1 | 1 | 1 | 1 |
| 9 | ICT Equipment Expenses 8ID, PA | 1,574,600.00 | - | - | 1,574,600.00 | 12 | 1 | 1 | 1 | 1 | 1 | 1 | 1 | 1 | 1 | 1 | 1 | 1 | 1 |
| 10 | ICT Equipment Expenses 9ID, PA | 666,800.00 | - | - | 666,800.00 | 12 | 1 | 1 | 1 | 1 | 1 | 1 | 1 | 1 | 1 | 1 | 1 | 1 | 1 |
| 11 | ICT Equipment Expenses 10ID, PA | 727,000.00 | - | - | 727,000.00 | 12 | 1 | 1 | 1 | 1 | 1 | 1 | 1 | 1 | 1 | 1 | 1 | 1 | 1 |
| 12 | ICT Equipment Expenses 51EBde, PA | 585,000.00 | - | - | 585,000.00 | 12 | 1 | 1 | 1 | 1 | 1 | 1 | 1 | 1 | 1 | 1 | 1 | 1 | 1 |
| 13 | ICT Equipment Expenses 52EBde, PA | 224,000.00 | 224,000.00 | - | - | 12 | 1 | 1 | 1 | 1 | 1 | 1 | 1 | 1 | 1 | 1 | 1 | 1 | 1 |
| 14 | ICT Equipment Expenses 53EBde, PA | 99,800.00 | - | - | 99,800.00 | 12 | 1 | 1 | 1 | 1 | 1 | 1 | 1 | 1 | 1 | 1 | 1 | 1 | 1 |
| 17 | ICT Equipment Expenses SOCOM, PA | 978,900.00 | - | - | 978,900.00 | 12 | 1 | 1 | 1 | 1 | 1 | 1 | 1 | 1 | 1 | 1 | 1 | 1 | 1 |
| 18 | ICT Equipment Expenses MID, PA | 778,120.00 | - | - | 778,120.00 | 12 | 1 | 1 | 1 | 1 | 1 | 1 | 1 | 1 | 1 | 1 | 1 | 1 | 1 |
| 19 | ICT Equipment Expenses TRADOC, PA | 903,100.00 | 903,100.00 | - | - | 12 | 1 | 1 | 1 | 1 | 1 | 1 | 1 | 1 | 1 | 1 | 1 | 1 | 1 |
| 20 | ICT Equipment Expenses AAR, PA | 308,000.00 | 208,000.00 | - | 100,000.00 | 12 | 1 | 1 | 1 | 1 | 1 | 1 | 1 | 1 | 1 | 1 | 1 | 1 | 1 |
| 21 | ICT Equipment Expenses ARESCOM, PA | 1,088,832.72 | - | - | 1,088,832.72 | 12 | 1 | 1 | 1 | 1 | 1 | 1 | 1 | 1 | 1 | 1 | 1 | 1 | 1 |
| 22 | ICT Equipment Expenses ASCOM, PA | 1,982,200.00 | 1,982,200.00 | - | - | 12 | 1 | 1 | 1 | 1 | 1 | 1 | 1 | 1 | 1 | 1 | 1 | 1 | 1 |
| 23 | ICT Equipment Expenses HHSG, PA | 4,481,072.98 | 190,000.00 | - | 4,291,072.98 | 12 | 1 | 1 | 1 | 1 | 1 | 1 | 1 | 1 | 1 | 1 | 1 | 1 | 1 |
| 24 | ICT Equipment Expenses ISG, PA | 1,022,000.00 | 1,022,000.00 | - | - | 12 | 1 | 1 | 1 | 1 | 1 | 1 | 1 | 1 | 1 | 1 | 1 | 1 | 1 |
| 25 | ICT Equipment Expenses ASR, PA | 5,473,770.00 | - | - | 5,473,770.00 | 12 | 1 | 1 | 1 | 1 | 1 | 1 | 1 | 1 | 1 | 1 | 1 | 1 | 1 |
| 26 | ICT Equipment Expenses CMOG, PA | 218,000.00 | - | - | 218,000.00 | 12 | 1 | 1 | 1 | 1 | 1 | 1 | 1 | 1 | 1 | 1 | 1 | 1 | 1 |
| 27 | ICT Equipment Expenses FCPA | 561,000.00 | - | - | 561,000.00 | 12 | 1 | 1 | 1 | 1 | 1 | 1 | 1 | 1 | 1 | 1 | 1 | 1 | 1 |
| 28 | ICT Equipment Expenses APMC | 616,000.00 | 300,000.00 | - | 316,000.00 | 12 | 1 | 1 | 1 | 1 | 1 | 1 | 1 | 1 | 1 | 1 | 1 | 1 | 1 |
| 29 | ICT Equipment Expenses AGSMO, PA | 1,445,000.00 | - | - | 1,445,000.00 | 12 | 1 | 1 | 1 | 1 | 1 | 1 | 1 | 1 | 1 | 1 | 1 | 1 | 1 |
| 30 | ICT Equipment Expenses OTIG | 414,000.00 | - | - | 414,000.00 | 12 | 1 | 1 | 1 | 1 | 1 | 1 | 1 | 1 | 1 | 1 | 1 | 1 | 1 |
| 31 | ICT Equipment Expenses MFO | 630,000.00 | - | - | 630,000.00 | 12 | 1 | 1 | 1 | 1 | 1 | 1 | 1 | 1 | 1 | 1 | 1 | 1 | 1 |
| 32 | ICT Equipment Expenses APAO | 1,115,050.00 | - | - | 1,115,050.00 | 12 | 1 | 1 | 1 | 1 | 1 | 1 | 1 | 1 | 1 | 1 | 1 | 1 | 1 |
| 33 | ICT Equipment Expenses ASPA | 1,009,696.00 | 1,009,696.00 | - | - | 12 | 1 | 1 | 1 | 1 | 1 | 1 | 1 | 1 | 1 | 1 | 1 | 1 | 1 |

| | | | | | | | | | | | | | | | | | | | | |
|----|------------------------|--------|---------------|--------------|------------|---------------|----|---|---|---|---|---|---|---|---|---|---|---|---|---|
| 34 | ICT Equipment Expenses | AIA | 260,000.00 | | 260,000.00 | | 12 | 1 | 1 | 1 | 1 | 1 | 1 | 1 | 1 | 1 | 1 | 1 | 1 | 1 |
| 35 | ICT Equipment Expenses | ARMO | 100,000.00 | - | - | 100,000.00 | 12 | 1 | 1 | 1 | 1 | 1 | 1 | 1 | 1 | 1 | 1 | 1 | 1 | 1 |
| 36 | ICT Equipment Expenses | G1, PA | 5,863,748.00 | - | - | 5,863,748.00 | 24 | 2 | 2 | 2 | 2 | 2 | 2 | 2 | 2 | 2 | 2 | 2 | 2 | 2 |
| 37 | ICT Equipment Expenses | G2, PA | 400,000.00 | - | - | 400,000.00 | 12 | 1 | 1 | 1 | 1 | 1 | 1 | 1 | 1 | 1 | 1 | 1 | 1 | 1 |
| 38 | ICT Equipment Expenses | G3, PA | 7,392,230.00 | - | - | 7,392,230.00 | 36 | 3 | 3 | 3 | 3 | 3 | 3 | 3 | 3 | 3 | 3 | 3 | 3 | 3 |
| 39 | ICT Equipment Expenses | G4, PA | 919,340.00 | - | - | 919,340.00 | 12 | 1 | 1 | 1 | 1 | 1 | 1 | 1 | 1 | 1 | 1 | 1 | 1 | 1 |
| 40 | ICT Equipment Expenses | G5, PA | 74,400.00 | 74,400.00 | - | - | 12 | 1 | 1 | 1 | 1 | 1 | 1 | 1 | 1 | 1 | 1 | 1 | 1 | 1 |
| 41 | ICT Equipment Expenses | G6, PA | 10,179,384.94 | - | - | 10,179,384.94 | 60 | 5 | 5 | 5 | 5 | 5 | 5 | 5 | 5 | 5 | 5 | 5 | 5 | 5 |
| 42 | ICT Equipment Expenses | G7, PA | 9,130,500.00 | - | - | 9,130,500.00 | 36 | 3 | 3 | 3 | 3 | 3 | 3 | 3 | 3 | 3 | 3 | 3 | 3 | 3 |
| 43 | ICT Equipment Expenses | G8, PA | 240,000.00 | - | 240,000.00 | - | 12 | 1 | 1 | 1 | 1 | 1 | 1 | 1 | 1 | 1 | 1 | 1 | 1 | 1 |
| 44 | ICT Equipment Expenses | G9, PA | 346,800.00 | 346,800.00 | - | - | 12 | 1 | 1 | 1 | 1 | 1 | 1 | 1 | 1 | 1 | 1 | 1 | 1 | 1 |
| 45 | | TOTAL | 70,238,530.64 | 6,484,476.00 | 500,000.00 | 63,254,054.64 | | | | | | | | | | | | | | |

Prepared By:

EMMANUEL P PRIVADO
 COL GSC (QMS) PA
 AC of S for Logistics G4

Approved By:

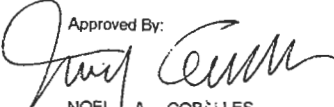

 NOEL A COBALLES
 Lieutenant General AFP
 Commanding General, PA

| | | | | | | | | | | | | | | | | | | | |
|----|---|---------------|---------------|---------------|---------------|---|---|---|---|---|---|---|---|---|---|---|---|---|---|
| 51 | - Fixed Comm Eqpmt - HPA ComCenter | - | - | - | 12 | 1 | 1 | 1 | 1 | 1 | 1 | 1 | 1 | 1 | 1 | 1 | 1 | 1 | 1 |
| 52 | -8 units (1-HPA & 7 Divs) @ 125k @ units | 1,000,000.00 | | 1,000,000.00 | 12 | 1 | 1 | 1 | 1 | 1 | 1 | 1 | 1 | 1 | 1 | 1 | 1 | 1 | 1 |
| 53 | - Fixed Comm Eqpmt - Combat units | 500,000.00 | | 500,000.00 | 12 | 1 | 1 | 1 | 1 | 1 | 1 | 1 | 1 | 1 | 1 | 1 | 1 | 1 | 1 |
| 54 | - 5ID,PA @ 462K | - | | - | 12 | 1 | 1 | 1 | 1 | 1 | 1 | 1 | 1 | 1 | 1 | 1 | 1 | 1 | 1 |
| 55 | - 3ID,PA @ 38K | - | | - | 12 | 1 | 1 | 1 | 1 | 1 | 1 | 1 | 1 | 1 | 1 | 1 | 1 | 1 | 1 |
| 56 | - Tactical Comm Eqpmt | - | | - | 12 | 1 | 1 | 1 | 1 | 1 | 1 | 1 | 1 | 1 | 1 | 1 | 1 | 1 | 1 |
| 57 | - 86 Inf Bns @ 281,456.14/Inf Bn | 24,205,228.04 | | 24,205,228.04 | 12 | 1 | 1 | 1 | 1 | 1 | 1 | 1 | 1 | 1 | 1 | 1 | 1 | 1 | 1 |
| 58 | - 32 Inf Bdes @ 140,684.59/IBde | 4,501,906.88 | | 4,501,906.88 | 12 | 1 | 1 | 1 | 1 | 1 | 1 | 1 | 1 | 1 | 1 | 1 | 1 | 1 | 1 |
| 59 | - 4 SOCOM Units; | - | | - | 12 | 1 | 1 | 1 | 1 | 1 | 1 | 1 | 1 | 1 | 1 | 1 | 1 | 1 | 1 |
| 60 | - HSOCOM - 264,423.03 | 264,423.03 | | 264,423.03 | 12 | 1 | 1 | 1 | 1 | 1 | 1 | 1 | 1 | 1 | 1 | 1 | 1 | 1 | 1 |
| 61 | - FSRR - 686,476.81 | 686,476.81 | | 686,476.81 | 12 | 1 | 1 | 1 | 1 | 1 | 1 | 1 | 1 | 1 | 1 | 1 | 1 | 1 | 1 |
| 62 | - SFR (A) - 686,476.81 | 686,476.81 | | 686,476.81 | 12 | 1 | 1 | 1 | 1 | 1 | 1 | 1 | 1 | 1 | 1 | 1 | 1 | 1 | 1 |
| 63 | - LRBn - 686,476.81 | 686,476.81 | | 686,476.81 | 12 | 1 | 1 | 1 | 1 | 1 | 1 | 1 | 1 | 1 | 1 | 1 | 1 | 1 | 1 |
| 64 | -10 MID - 984,792.14 | 984,792.14 | | 984,792.14 | 12 | 1 | 1 | 1 | 1 | 1 | 1 | 1 | 1 | 1 | 1 | 1 | 1 | 1 | 1 |
| 65 | - 10 IDiv - 211,026.89 | 211,026.89 | | 211,026.89 | 12 | 1 | 1 | 1 | 1 | 1 | 1 | 1 | 1 | 1 | 1 | 1 | 1 | 1 | 1 |
| 66 | - 3Ebde - 140,684.59 | 140,684.59 | | 140,684.59 | 12 | 1 | 1 | 1 | 1 | 1 | 1 | 1 | 1 | 1 | 1 | 1 | 1 | 1 | 1 |
| 67 | - Public Address Sys - ASR | 150,000.00 | | 150,000.00 | 12 | 1 | 1 | 1 | 1 | 1 | 1 | 1 | 1 | 1 | 1 | 1 | 1 | 1 | 1 |
| 68 | - R & M of Global Positioning Sys | 6,739,990.71 | | 6,739,990.71 | 12 | 1 | 1 | 1 | 1 | 1 | 1 | 1 | 1 | 1 | 1 | 1 | 1 | 1 | 1 |
| 72 | TOTAL | 95,952,923.02 | 41,096,980.09 | 1,312,600.00 | 53,543,342.93 | | | | | | | | | | | | | | |

Prepared By:

EMMEL P. PRIVADO
COL/GSC (QMS) PA
AC of S for Logistics G4

Approved By:


NOEL A. COBALLES
Lieutenant General AFP
Commanding General, PA

HEADQUARTERS
PHILIPPINE ARMY
Fort andres Bonifacio, Metro Manila

Project Procurement Management Plan

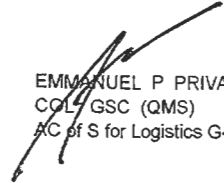
PPMP Nr PA-061-14

Construction and Heavy Equipment

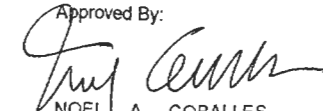
DATE: 26-Nov-13

| Line No | Activity | Amount | Mode of Procurement | qty/size | Schedule for Each Procurement Activity | | | | | | | | | | | | REMARKS | |
|---------|---|----------------------|----------------------|----------|--|-----|-----|-----|-----|-----|-----|-----|-----|-----|-----|-----|---------|----|
| | | | | | Negotiated - Scheduled Procurement | | | | | | | | | | | | | |
| | | | | | JAN | FEB | MAR | APR | MAY | JUN | JUL | AUG | SEP | OCT | NOV | DEC | | |
| 1 | 2 | 3 | 53.9 | 12 | 14 | 15 | 16 | 17 | 18 | 19 | 20 | 21 | 22 | 23 | 24 | 25 | 26 | 27 |
| 12 | Construction and Heavy Equipment 51EBde, PA | 316,200.00 | 316,200.00 | 12 | 12 | 1 | 1 | 1 | 1 | 1 | 1 | 1 | 1 | 1 | 1 | 1 | 1 | 1 |
| 13 | Construction and Heavy Equipment 52EBde, PA | 1,119,000.00 | 1,119,000.00 | 12 | 12 | 1 | 1 | 1 | 1 | 1 | 1 | 1 | 1 | 1 | 1 | 1 | 1 | 1 |
| 14 | Construction and Heavy Equipment 53EBde, PA | 1,201,000.00 | 1,201,000.00 | 12 | 12 | 1 | 1 | 1 | 1 | 1 | 1 | 1 | 1 | 1 | 1 | 1 | 1 | 1 |
| 22 | Construction and Heavy Equipment ASCOM, PA | 280,000.00 | 280,000.00 | 12 | 12 | 1 | 1 | 1 | 1 | 1 | 1 | 1 | 1 | 1 | 1 | 1 | 1 | 1 |
| 39 | Construction and Heavy Equipment G4, PA | 9,000,000.00 | 9,000,000.00 | 12 | 12 | 1 | 1 | 1 | 1 | 1 | 1 | 1 | 1 | 1 | 1 | 1 | 1 | 1 |
| 45 | TOTAL | 11,916,200.00 | 11,916,200.00 | | | | | | | | | | | | | | | |

Prepared By:


EMMANUEL P PRIVADO
COL GSC (QMS) PA
AC of S for Logistics G4

Approved By:


NOEL A COBALLES
Lieutenant General AFP
Commanding General, PA

HEADQUARTERS
PHILIPPINE ARMY
Fort andres Bonifacio, Metro Manila

Project Procurement Management Plan

PPMP Nr PA- 062-14

Disaster Roesponse ans Rescue Equipment

DATE: 26-Nov-13

| Line No | Activity | Amount | Mode of Procurement | | qty/size | Schedule for Each Procurement Activity | | | | | | | | | | | | REMARKS |
|---------|---|---------------------|---------------------|----------------------------|----------|---|-----|-----|-----|-----|-----|-----|-----|-----|-----|-----|-----|---------|
| | | | Shopping (5) | Negotiated Procurement (6) | | JAN | FEB | MAR | APR | MAY | JUN | JUL | AUG | SEP | OCT | NOV | DEC | |
| | | | | | | Shopping/Negotiated - Scheduled Procurement | | | | | | | | | | | | |
| 1 | 2 | 3 | 8 | 12 | 14 | 15 | 16 | 17 | 18 | 19 | 20 | 21 | 22 | 23 | 24 | 25 | 26 | 27 |
| 2 | Disaster Roesponse ans Rescue Equipment 11D, PA | 40,000.00 | - | 40,000.00 | 12 | 1 | 1 | 1 | 1 | 1 | 1 | 1 | 1 | 1 | 1 | 1 | 1 | |
| 3 | Disaster Roesponse ans Rescue Equipment 21D, PA | 201,100.00 | 201,100.00 | - | 12 | 1 | 1 | 1 | 1 | 1 | 1 | 1 | 1 | 1 | 1 | 1 | 1 | |
| 4 | Disaster Roesponse ans Rescue Equipment 31D, PA | 128,000.00 | - | 128,000.00 | 12 | 1 | 1 | 1 | 1 | 1 | 1 | 1 | 1 | 1 | 1 | 1 | 1 | |
| 5 | Disaster Roesponse ans Rescue Equipment 41D, PA | 22,000.00 | 22,000.00 | - | 12 | 1 | 1 | 1 | 1 | 1 | 1 | 1 | 1 | 1 | 1 | 1 | 1 | |
| 6 | Disaster Roesponse ans Rescue Equipment 51D, PA | 90,000.00 | - | 90,000.00 | 12 | 1 | 1 | 1 | 1 | 1 | 1 | 1 | 1 | 1 | 1 | 1 | 1 | |
| 7 | Disaster Roesponse ans Rescue Equipment 61D, PA | 28,000.00 | 28,000.00 | - | 12 | 1 | 1 | 1 | 1 | 1 | 1 | 1 | 1 | 1 | 1 | 1 | 1 | |
| 9 | Disaster Roesponse ans Rescue Equipment 81D, PA | 136,000.00 | - | 136,000.00 | 12 | 1 | 1 | 1 | 1 | 1 | 1 | 1 | 1 | 1 | 1 | 1 | 1 | |
| 10 | Disaster Roesponse ans Rescue Equipment 91D, PA | 3,800.00 | 3,800.00 | - | 12 | 1 | 1 | 1 | 1 | 1 | 1 | 1 | 1 | 1 | 1 | 1 | 1 | |
| 12 | Disaster Roesponse ans Rescue Equipment 51EBde, PA | 30,000.00 | 30,000.00 | - | 12 | 1 | 1 | 1 | 1 | 1 | 1 | 1 | 1 | 1 | 1 | 1 | 1 | |
| 13 | Disaster Roesponse ans Rescue Equipment 52EBde, PA | 50,000.00 | - | 50,000.00 | 12 | 1 | 1 | 1 | 1 | 1 | 1 | 1 | 1 | 1 | 1 | 1 | 1 | |
| 14 | Disaster Roesponse ans Rescue Equipment 53EBde, PA | 31,000.00 | - | 31,000.00 | 12 | 1 | 1 | 1 | 1 | 1 | 1 | 1 | 1 | 1 | 1 | 1 | 1 | |
| 18 | Disaster Roesponse ans Rescue Equipment 11D, PA | 404,000.00 | 404,000.00 | - | 12 | 1 | 1 | 1 | 1 | 1 | 1 | 1 | 1 | 1 | 1 | 1 | 1 | |
| 21 | Disaster Roesponse ans Rescue Equipment ARESKOM, PA | 20,000.00 | 20,000.00 | - | 12 | 1 | 1 | 1 | 1 | 1 | 1 | 1 | 1 | 1 | 1 | 1 | 1 | |
| 22 | Disaster Roesponse ans Rescue Equipment ASCOM, PA | 20,000.00 | 20,000.00 | - | 12 | 1 | 1 | 1 | 1 | 1 | 1 | 1 | 1 | 1 | 1 | 1 | 1 | |
| 45 | TOTAL | 1,203,900.00 | 728,900.00 | 475,000.00 | | | | | | | | | | | | | | |

Prepared By:

EMMANUEL P PRIVADO
COE/GSC (QMS) PA
AC of S for Logistics G4

Approved By:

NOEL A COBALLES
Lieutenant General AFP
Commanding General, PA

HEADQUARTERS
PHILIPPINE ARMY
Fort andres Bonifacio, Metro Manila

Project Procurement Management Plan

PPMP Nr PA-063-14

Military, Police and Security Equipment


DATE 26-Nov-13

| Line No | Activity | Amount | Mode of Procurement | | qty/size | Schedule for Each Procurement Activity | | | | | | | | | | | | REMARKS |
|---------|--|-------------------|---------------------|-------------------|----------|---|-----|-----|-----|-----|-----|-----|-----|-----|-----|-----|-----|---------|
| | | | Shopping (5) | Negotiated | | JAN | FEB | MAR | APR | MAY | JUN | JUL | AUG | SEP | OCT | NOV | DEC | |
| | | | | | | Shopping/Negotiated - Scheduled Procurement | | | | | | | | | | | | |
| 1 | 2 | 3 | 8 | 12 | 14 | 15 | 16 | 17 | 18 | 19 | 20 | 21 | 22 | 23 | 24 | 25 | 26 | 27 |
| 4 | Military, Police and Security Equipment 3ID, PA | 16,000.00 | - | 16,000.00 | 12 | 1 | 1 | 1 | 1 | 1 | 1 | 1 | 1 | 1 | 1 | 1 | 1 | |
| 5 | Military, Police and Security Equipment 4ID, PA | 56,400.00 | - | 56,400.00 | 12 | 1 | 1 | 1 | 1 | 1 | 1 | 1 | 1 | 1 | 1 | 1 | 1 | |
| 11 | Military, Police and Security Equipment 10ID, PA | 10,000.00 | 10,000.00 | - | 12 | 1 | 1 | 1 | 1 | 1 | 1 | 1 | 1 | 1 | 1 | 1 | 1 | |
| 23 | Military, Police and Security Equipment HHSG, PA | 8,000.00 | 8,000.00 | - | 12 | 1 | 1 | 1 | 1 | 1 | 1 | 1 | 1 | 1 | 1 | 1 | 1 | |
| 38 | Military, Police and Security Equipment G3, PA | 30,000.00 | - | 30,000.00 | 12 | 1 | 1 | 1 | 1 | 1 | 1 | 1 | 1 | 1 | 1 | 1 | 1 | |
| 45 | TOTAL | 120,400.00 | 18,000.00 | 102,400.00 | | | | | | | | | | | | | | |

Prepared By:

EMMANUEL P PRIVADO
COL GSC (QMS) PA
AC of S for Logistics G4

Approved By:


NOEL A COBALLES
Lieutenant General AFP
Commanding General, PA

HEADQUARTERS
PHILIPPINE ARMY
Fort andres Bonifacio, Metro Manila

Project Procurement Management Plan

DATE 26-Nov-13


PPMP Nr PA- 064-14

Medical Equipment

| Line No | Activity | Amount | Mode of Procurement | | | qty/size | Schedule for Each Procurement Activity | | | | | | | | | | | | REMARKS |
|---------|--------------------------------------|---------------------|-------------------------|-------------------|----------------------------|----------|--|-----|-----|-----|-----|-----|-----|-----|-----|-----|-----|-----|---------|
| | | | Competitive Bidding (1) | Shopping (5) | Negotiated Procurement (6) | | JAN | FEB | MAR | APR | MAY | JUN | JUL | AUG | SEP | OCT | NOV | DEC | |
| | | | | | | | Bidding/Shopping/Negotiated - Schedule Procurement | | | | | | | | | | | | |
| 1 | 2 | 3 | 4 | 8 | 12 | 14 | 15 | 16 | 17 | 18 | 19 | 20 | 21 | 22 | 23 | 24 | 25 | 26 | 27 |
| 2 | Medical Equipment 1ID, PA | 40,000.00 | - | - | 40,000.00 | 12 | 1 | 1 | 1 | 1 | 1 | 1 | 1 | 1 | 1 | 1 | 1 | 1 | |
| 3 | Medical Equipment 2ID, PA | 30,000.00 | 0 | 30,000.00 | - | 12 | 1 | 1 | 1 | 1 | 1 | 1 | 1 | 1 | 1 | 1 | 1 | 1 | |
| 4 | Medical Equipment 3ID, PA | 128,000.00 | 0.00 | - | 128,000.00 | 12 | 1 | 1 | 1 | 1 | 1 | 1 | 1 | 1 | 1 | 1 | 1 | 1 | |
| 5 | Medical Equipment 4ID, PA | 60,000.00 | 0 | 60,000.00 | - | 12 | 1 | 1 | 1 | 1 | 1 | 1 | 1 | 1 | 1 | 1 | 1 | 1 | |
| 7 | Medical Equipment 6ID, PA | 61,800.00 | 0 | 61,800.00 | - | 12 | 1 | 1 | 1 | 1 | 1 | 1 | 1 | 1 | 1 | 1 | 1 | 1 | |
| 8 | Medical Equipment 7ID, PA | 91,000.00 | - | - | 91,000.00 | 12 | 1 | 1 | 1 | 1 | 1 | 1 | 1 | 1 | 1 | 1 | 1 | 1 | |
| 10 | Medical Equipment 9ID, PA | 206,000.00 | 0 | - | 206,000.00 | 12 | 1 | 1 | 1 | 1 | 1 | 1 | 1 | 1 | 1 | 1 | 1 | 1 | |
| 12 | Medical Equipment 51EBde, PA | 44,000.00 | - | - | 44,000.00 | 12 | 1 | 1 | 1 | 1 | 1 | 1 | 1 | 1 | 1 | 1 | 1 | 1 | |
| 19 | Medical Equipment TRADOC, PA | 4,000.00 | - | 4,000.00 | - | 12 | 1 | 1 | 1 | 1 | 1 | 1 | 1 | 1 | 1 | 1 | 1 | 1 | |
| 22 | Medical Equipment ASCOM, PA | 100,000.00 | - | 100,000.00 | - | 12 | 1 | 1 | 1 | 1 | 1 | 1 | 1 | 1 | 1 | 1 | 1 | 1 | |
| 23 | Medical Equipment HHSG, PA | 36,000.00 | 0 | 36,000.00 | - | 12 | 1 | 1 | 1 | 1 | 1 | 1 | 1 | 1 | 1 | 1 | 1 | 1 | |
| 36 | Medical Equipment G1, PA | 1,250,000.00 | | | 1,250,000.00 | 12 | 1 | 1 | 1 | 1 | 1 | 1 | 1 | 1 | 1 | 1 | 1 | 1 | |
| | Procurement of Medical Equipment Set | 5,097,000.00 | 5,097,000.00 | - | - | 1 | | | | 1 | | | | | | | | | |
| 45 | TOTAL | 7,147,800.00 | 5,097,000.00 | 291,800.00 | 1,759,000.00 | | | | | | | | | | | | | | |

Prepared By:

EMMANUEL P PRIVADO
COL GSC (QMS) PA
AC of S for Logistics G4

Approved By:


NOEL A COBALLES
Lieutenant General AFP
Commanding General, PA

HEADQUARTERS
PHILIPPINE ARMY
Fort andres Bonifacio, Metro Manila

Project Procurement Management Plan


PPMP Nr PA- 065-14

Printing Equipment

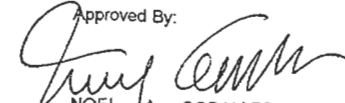
DATE: 26-Nov-13

| Line No | Activity | Amount | Mode of Procurement | | | | qty/size | Schedule for Each Procurement Activity | | | | | | | | | | | | REMARKS |
|---------|-----------------------------|------------|------------------------|--------------|----------------------------|-----------|----------|--|-----|-----|-----|-----|-----|-----|-----|-----|-----|-----|-----|---------|
| | | | Direct Contracting (6) | Shopping (5) | Negotiated Procurement (6) | | | JAN | FEB | MAR | APR | MAY | JUN | JUL | AUG | SEP | OCT | NOV | DEC | |
| | | | | | 53.5 | 53.9 | | | | | | | | | | | | | | |
| 1 | 2 | 3 | 6 | 8 | 9 | 12 | 14 | 15 | 16 | 17 | 18 | 19 | 20 | 21 | 22 | 23 | 24 | 25 | 26 | 27 |
| 4 | Printing Equipment 3ID, PA | 12,000.00 | - | 12,000.00 | - | - | 12 | 1 | 1 | 1 | 1 | 1 | 1 | 1 | 1 | 1 | 1 | 1 | 1 | 1 |
| 5 | Printing Equipment 4ID, PA | 52,000.00 | - | 52,000.00 | - | - | 12 | 1 | 1 | 1 | 1 | 1 | 1 | 1 | 1 | 1 | 1 | 1 | 1 | 1 |
| 7 | Printing Equipment 6ID, PA | 24,000.00 | - | 24,000.00 | - | - | 12 | 1 | 1 | 1 | 1 | 1 | 1 | 1 | 1 | 1 | 1 | 1 | 1 | 1 |
| 19 | Printing Equipment 8ID, PA | 15,000.00 | - | - | - | - | 12 | 1 | 1 | 1 | 1 | 1 | 1 | 1 | 1 | 1 | 1 | 1 | 1 | 1 |
| 18 | Printing Equipment MID, PA | 10,000.00 | - | - | - | 15,000.00 | 12 | 1 | 1 | 1 | 1 | 1 | 1 | 1 | 1 | 1 | 1 | 1 | 1 | 1 |
| 24 | Printing Equipment ISG, PA | 10,000.00 | - | - | - | 10,000.00 | 12 | 1 | 1 | 1 | 1 | 1 | 1 | 1 | 1 | 1 | 1 | 1 | 1 | 1 |
| 26 | Printing Equipment CMOG, PA | 60,000.00 | 60,000.00 | - | - | - | 12 | 1 | 1 | 1 | 1 | 1 | 1 | 1 | 1 | 1 | 1 | 1 | 1 | 1 |
| 43 | Printing Equipment G8, PA | 200,000.00 | - | - | - | - | 12 | 1 | 1 | 1 | 1 | 1 | 1 | 1 | 1 | 1 | 1 | 1 | 1 | 1 |
| 45 | TOTAL | 383,000.00 | 60,000.00 | 98,000.00 | 200,000.00 | 25,000.00 | 12 | 1 | 1 | 1 | 1 | 1 | 1 | 1 | 1 | 1 | 1 | 1 | 1 | 1 |

Prepared By:


EMMANUEL P PRIVADO
COL SSC (QMS) PA
AC of S for Logistics G4

Approved By:


NOEL A COBALLE
Lieutenant General AFP
Commanding General, PA

HEADQUARTERS
PHILIPPINE ARMY
Fort andres Bonifacio, Metro Mánila

Project Procurement Management Plan

PPMP Nr PA-066-14

Sport Equipment

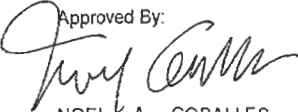
DATE: 26-Nov-13

| Line No | Activity | Amount | Mode of Procurement | | qty/size | Schedule for Each Procurement Activity | | | | | | | | | | | | REMARKS |
|---------|-----------------------------|---------------------|---------------------|---------------------|----------|---|-----|-----|-----|-----|-----|-----|-----|-----|-----|-----|-----|---------|
| | | | Shopping (5) | Negotiated | | JAN | FEB | MAR | APR | MAY | JUN | JUL | AUG | SEP | OCT | NOV | DEC | |
| | | | | | | Shopping/Negotiated - Scheduled Procurement | | | | | | | | | | | | |
| 1 | 2 | 3 | 8 | 12 | 14 | 15 | 16 | 17 | 18 | 19 | 20 | 21 | 22 | 23 | 24 | 25 | 26 | 27 |
| 3 | Sport Equipment 2ID, PA | 10,000.00 | 10,000.00 | - | 12 | 1 | 1 | 1 | 1 | 1 | 1 | 1 | 1 | 1 | 1 | 1 | 1 | 1 |
| 4 | Sport Equipment 3ID, PA | 45,000.00 | 45,000.00 | - | 12 | 1 | 1 | 1 | 1 | 1 | 1 | 1 | 1 | 1 | 1 | 1 | 1 | 1 |
| 5 | Sport Equipment 4ID, PA | 18,000.00 | 18,000.00 | - | 12 | 1 | 1 | 1 | 1 | 1 | 1 | 1 | 1 | 1 | 1 | 1 | 1 | 1 |
| 6 | Sport Equipment 5ID, PA | 16,000.00 | - | 16,000.00 | 12 | 1 | 1 | 1 | 1 | 1 | 1 | 1 | 1 | 1 | 1 | 1 | 1 | 1 |
| 7 | Sport Equipment 6ID, PA | 5,000.00 | 5,000.00 | - | 12 | 1 | 1 | 1 | 1 | 1 | 1 | 1 | 1 | 1 | 1 | 1 | 1 | 1 |
| 9 | Sport Equipment 8ID, PA | 94,369.00 | - | 94,369.00 | 12 | 1 | 1 | 1 | 1 | 1 | 1 | 1 | 1 | 1 | 1 | 1 | 1 | 1 |
| 10 | Sport Equipment 9ID, PA | 2,500.00 | 2,500.00 | - | 12 | 1 | 1 | 1 | 1 | 1 | 1 | 1 | 1 | 1 | 1 | 1 | 1 | 1 |
| 13 | Sport Equipment 52EBde, PA | 73,000.00 | 73,000.00 | - | 12 | 1 | 1 | 1 | 1 | 1 | 1 | 1 | 1 | 1 | 1 | 1 | 1 | 1 |
| 14 | Sport Equipment 53EBde, PA | 8,000.00 | 8,000.00 | - | 12 | 1 | 1 | 1 | 1 | 1 | 1 | 1 | 1 | 1 | 1 | 1 | 1 | 1 |
| 17 | Sport Equipment SOCOM, PA | 170,000.00 | - | 170,000.00 | 12 | 1 | 1 | 1 | 1 | 1 | 1 | 1 | 1 | 1 | 1 | 1 | 1 | 1 |
| 19 | Sport Equipment TRADOC, PA | 33,000.00 | 33,000.00 | - | 12 | 1 | 1 | 1 | 1 | 1 | 1 | 1 | 1 | 1 | 1 | 1 | 1 | 1 |
| 20 | Sport Equipment AAR, PA | 10,500.00 | 10,500.00 | - | 12 | 1 | 1 | 1 | 1 | 1 | 1 | 1 | 1 | 1 | 1 | 1 | 1 | 1 |
| 21 | Sport Equipment ARESCOM, PA | 7,000.00 | - | 7,000.00 | 12 | 1 | 1 | 1 | 1 | 1 | 1 | 1 | 1 | 1 | 1 | 1 | 1 | 1 |
| 22 | Sport Equipment ASCOM, PA | 27,000.00 | 27,000.00 | - | 12 | 1 | 1 | 1 | 1 | 1 | 1 | 1 | 1 | 1 | 1 | 1 | 1 | 1 |
| 23 | Sport Equipment HHSG, PA | 210,000.00 | 210,000.00 | - | 12 | 1 | 1 | 1 | 1 | 1 | 1 | 1 | 1 | 1 | 1 | 1 | 1 | 1 |
| 24 | Sport Equipment ISG, PA | 14,000.00 | 14,000.00 | - | 12 | 1 | 1 | 1 | 1 | 1 | 1 | 1 | 1 | 1 | 1 | 1 | 1 | 1 |
| 36 | Sport Equipment G1, PA | 750,000.00 | - | 750,000.00 | 12 | 1 | 1 | 1 | 1 | 1 | 1 | 1 | 1 | 1 | 1 | 1 | 1 | 1 |
| 45 | TOTAL | 1,493,369.00 | 456,000.00 | 1,037,369.00 | | | | | | | | | | | | | | |

Prepared By:

EMMANUEL P PRIVADO
COL GSC (QMS) PA
AG of S for Logistics G4

Approved By:


NOEL A COBALLES
Lieutenant General AFP
Commanding General, PA

HEADQUARTERS
PHILIPPINE ARMY
Fort andres Bonifacio, Metro Manila

Project Procurement Management Plan


PPMP Nr PA- 067-14

Technical and Scientific Equipment

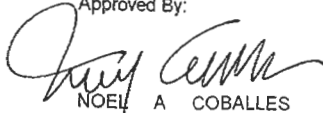
DATE 26-Nov-13

| Line No | Activity | Amount | Mode of Procurement | | qty/size | Schedule for Each Procurement Activity | | | | | | | | | | | | REMARKS |
|---------|--|------------------|---------------------|------------------|----------|---|-----|-----|-----|-----|-----|-----|-----|-----|-----|-----|-----|---------|
| | | | Shopping (5) | Negotiated | | JAN | FEB | MAR | APR | MAY | JUN | JUL | AUG | SEP | OCT | NOV | DEC | |
| 1 | 2 | 3 | 8 | 12 | 14 | Shopping/Negotiated - Scheduled Procurement | | | | | | | | | | | | 27 |
| 4 | Technical and Scientific Equipment 3ID, PA | 12,500.00 | 12,500.00 | - | 12 | 1 | 1 | 1 | 1 | 1 | 1 | 1 | 1 | 1 | 1 | 1 | 1 | 1 |
| 22 | Technical and Scientific Equipment ASCOM, PA | 36,000.00 | - | 36,000.00 | 12 | 1 | 1 | 1 | 1 | 1 | 1 | 1 | 1 | 1 | 1 | 1 | 1 | 1 |
| 45 | TOTAL | 48,500.00 | 12,500.00 | 36,000.00 | | | | | | | | | | | | | | |

Prepared By:


EMMANUEL P PRIVADO
COL SSC (QMS) PA
AC of S for Logistics G4

Approved By:


NOEL A COBALLES
Lieutenant General AFP
Commanding General, PA

HEADQUARTERS
PHILIPPINE ARMY
Fort andres Bonifacio, Metro Manila

Project Procurement Management Plan


PPMP Nr PA- 068-14

Other Machinery and Equipment

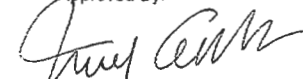
DATE 26-Nov-13

| Line No | Activity | Amount | Mode of Procurement | | qty/size | Schedule for Each Procurement Activity | | | | | | | | | | | | REMARKS |
|---------|---|---------------------|---------------------|---------------------|----------|--|-----|-----|-----|-----|-----|-----|-----|-----|-----|-----|-----|---------|
| | | | Shopping (5) | Negotiated | | JAN | FEB | MAR | APR | MAY | JUN | JUL | AUG | SEP | OCT | NOV | DEC | |
| | | | | 53.9 | | | | | | | | | | | | | | |
| 1 | 2 | 3 | 8 | 12 | 14 | 15 | 16 | 17 | 18 | 19 | 20 | 21 | 22 | 23 | 24 | 25 | 26 | 27 |
| 2 | Other Machinery and Equipment 1ID, PA | 448,000.00 | - | 448,000.00 | 12 | 1 | 1 | 1 | 1 | 1 | 1 | 1 | 1 | 1 | 1 | 1 | 1 | |
| 3 | Other Machinery and Equipment 2ID, PA | 112,000.00 | - | 112,000.00 | 12 | 1 | 1 | 1 | 1 | 1 | 1 | 1 | 1 | 1 | 1 | 1 | 1 | |
| 4 | Other Machinery and Equipment 3ID, PA | 236,847.00 | - | 236,847.00 | 12 | 1 | 1 | 1 | 1 | 1 | 1 | 1 | 1 | 1 | 1 | 1 | 1 | |
| 5 | Other Machinery and Equipment 4ID, PA | 161,400.00 | - | 161,400.00 | 12 | 1 | 1 | 1 | 1 | 1 | 1 | 1 | 1 | 1 | 1 | 1 | 1 | |
| 7 | Other Machinery and Equipment 6ID, PA | 70,400.00 | - | 70,400.00 | 12 | 1 | 1 | 1 | 1 | 1 | 1 | 1 | 1 | 1 | 1 | 1 | 1 | |
| 9 | Other Machinery and Equipment 8ID, PA | 160,800.00 | - | 160,800.00 | 12 | 1 | 1 | 1 | 1 | 1 | 1 | 1 | 1 | 1 | 1 | 1 | 1 | |
| 10 | Other Machinery and Equipment 9ID, PA | 91,600.00 | - | 91,600.00 | 12 | 1 | 1 | 1 | 1 | 1 | 1 | 1 | 1 | 1 | 1 | 1 | 1 | |
| 11 | Other Machinery and Equipment 10ID, PA | 96,500.00 | 96,500.00 | - | 12 | 1 | 1 | 1 | 1 | 1 | 1 | 1 | 1 | 1 | 1 | 1 | 1 | |
| 12 | Other Machinery and Equipment 51EBde, PA | 224,930.00 | - | 224,930.00 | 12 | 1 | 1 | 1 | 1 | 1 | 1 | 1 | 1 | 1 | 1 | 1 | 1 | |
| 13 | Other Machinery and Equipment 52EBde, PA | 39,000.00 | - | 39,000.00 | 12 | 1 | 1 | 1 | 1 | 1 | 1 | 1 | 1 | 1 | 1 | 1 | 1 | |
| 14 | Other Machinery and Equipment 53EBde, PA | 99,800.00 | - | 99,800.00 | 12 | 1 | 1 | 1 | 1 | 1 | 1 | 1 | 1 | 1 | 1 | 1 | 1 | |
| 17 | Other Machinery and Equipment SOCOM, PA | 545,650.00 | - | 545,650.00 | 12 | 1 | 1 | 1 | 1 | 1 | 1 | 1 | 1 | 1 | 1 | 1 | 1 | |
| 19 | Other Machinery and Equipment TRADOC, PA | 73,400.00 | 73,400.00 | - | 12 | 1 | 1 | 1 | 1 | 1 | 1 | 1 | 1 | 1 | 1 | 1 | 1 | |
| 20 | Other Machinery and Equipment AAR, PA | 179,000.00 | 179,000.00 | - | 12 | 1 | 1 | 1 | 1 | 1 | 1 | 1 | 1 | 1 | 1 | 1 | 1 | |
| 21 | Other Machinery and Equipment ARESCOM, PA | 26,000.00 | - | 26,000.00 | 12 | 1 | 1 | 1 | 1 | 1 | 1 | 1 | 1 | 1 | 1 | 1 | 1 | |
| 22 | Other Machinery and Equipment ASCOM, PA | 858,000.00 | 804,000.00 | 54,000.00 | 12 | 1 | 1 | 1 | 1 | 1 | 1 | 1 | 1 | 1 | 1 | 1 | 1 | |
| 24 | Other Machinery and Equipment ISG, PA | 109,000.00 | - | 109,000.00 | 12 | 1 | 1 | 1 | 1 | 1 | 1 | 1 | 1 | 1 | 1 | 1 | 1 | |
| 25 | Other Machinery and Equipment ASR, PA | 198,246.00 | - | 198,246.00 | 12 | 1 | 1 | 1 | 1 | 1 | 1 | 1 | 1 | 1 | 1 | 1 | 1 | |
| 26 | Other Machinery and Equipment CMOG, PA | 24,000.00 | - | 24,000.00 | 12 | 1 | 1 | 1 | 1 | 1 | 1 | 1 | 1 | 1 | 1 | 1 | 1 | |
| 31 | Other Machinery and Equipment MFO | 30,000.00 | - | 30,000.00 | 12 | 1 | 1 | 1 | 1 | 1 | 1 | 1 | 1 | 1 | 1 | 1 | 1 | |
| 33 | Other Machinery and Equipment ASPA | 18,000.00 | 18,000.00 | - | 12 | 1 | 1 | 1 | 1 | 1 | 1 | 1 | 1 | 1 | 1 | 1 | 1 | |
| 39 | Other Machinery and Equipment G4, PA | 3,478,220.00 | - | 3,478,220.00 | 12 | 1 | 1 | 1 | 1 | 1 | 1 | 1 | 1 | 1 | 1 | 1 | 1 | |
| 45 | TOTAL | 7,280,793.00 | 1,170,900.00 | 6,109,893.00 | | | | | | | | | | | | | | |

Prepared By:


EMMANUEL P PRIVADO
COL, SSC (QMS) PA
AC of S for Logistics G4

Approved By:


NOEL A COBALLES
Lieutenant General AFP
Commanding General, PA

HEADQUARTERS
PHILIPPINE ARMY
Fort andres Bonifacio, Metro-Manila

Project Procurement Management Plan

PPMP Nr PA- 070-14

Aircrafts and Aircrafts Ground Equipment

DATE 26-Nov-13

| Line No | Activity | Amount | Mode of Procurement | | qty/size | Schedule for Each Procurement Activity | | | | | | | | | | | | REMARKS |
|---------|---|--------------|-------------------------|----------------------------|----------|--|-----|-----|-----|-----|-----|-----|-----|-----|-----|-----|-----|---------|
| | | | Competitive Bidding (1) | Negotiated Procurement (6) | | JAN | FEB | MAR | APR | MAY | JUN | JUL | AUG | SEP | OCT | NOV | DEC | |
| 1 | 2 | 3 | 4 | 53.9 | 14 | 15 | 16 | 17 | 18 | 19 | 20 | 21 | 22 | 23 | 24 | 25 | 26 | 27 |
| 39 | Aircrafts and Aircrafts Ground Equipment G4, PA | - | - | - | 0 | | | | | | | | | | | | | |
| 45 | PA-Wide | - | - | - | 0 | | | | | | | | | | | | | |
| 45 | Repair and Maintenance of Aircrafts | - | - | - | 0 | | | | | | | | | | | | | |
| 47 | I. PA 072 (Cessna 172M) | - | - | - | 0 | | | | | | | | | | | | | |
| 49 | Power Plant | 105,230.00 | - | 105,230.00 | 12 | 1 | 1 | 1 | 1 | 1 | 1 | 1 | 1 | 1 | 1 | 1 | 1 | 1 |
| 51 | Airframe | 154,622.05 | - | 154,622.05 | 12 | 1 | 1 | 1 | 1 | 1 | 1 | 1 | 1 | 1 | 1 | 1 | 1 | 1 |
| 53 | Avionics | 239,600.00 | - | 239,600.00 | 12 | 1 | 1 | 1 | 1 | 1 | 1 | 1 | 1 | 1 | 1 | 1 | 1 | 1 |
| 55 | II. PA 103 (Cessna 172L) | - | - | - | 0 | | | | | | | | | | | | | |
| 57 | Power Plant | 123,123.00 | - | 123,123.00 | 12 | 1 | 1 | 1 | 1 | 1 | 1 | 1 | 1 | 1 | 1 | 1 | 1 | 1 |
| 59 | Airframe | 495,667.00 | - | 495,667.00 | 12 | 1 | 1 | 1 | 1 | 1 | 1 | 1 | 1 | 1 | 1 | 1 | 1 | 1 |
| 61 | Landing System | 498,715.00 | - | 498,715.00 | 12 | 1 | 1 | 1 | 1 | 1 | 1 | 1 | 1 | 1 | 1 | 1 | 1 | 1 |
| 63 | Electrical System | 209,233.00 | - | 209,233.00 | 12 | 1 | 1 | 1 | 1 | 1 | 1 | 1 | 1 | 1 | 1 | 1 | 1 | 1 |
| 65 | Avionics | 477,636.00 | - | 477,636.00 | 12 | 1 | 1 | 1 | 1 | 1 | 1 | 1 | 1 | 1 | 1 | 1 | 1 | 1 |
| 67 | III. PA 101 (Cessna 172N) | - | - | - | 0 | | | | | | | | | | | | | |
| 69 | Power Plant | 66,609.00 | - | 66,609.00 | 12 | 1 | 1 | 1 | 1 | 1 | 1 | 1 | 1 | 1 | 1 | 1 | 1 | 1 |
| 71 | | - | - | - | 0 | | | | | | | | | | | | | |
| 73 | Airframe | 2,000,000.00 | 2,000,000.00 | - | 1 | | | | 1 | | | | | | | | | |
| 75 | | - | - | - | 0 | | | | | | | | | | | | | |
| 77 | Electrical System | 428,043.00 | - | 428,043.00 | 12 | 1 | 1 | 1 | 1 | 1 | 1 | 1 | 1 | 1 | 1 | 1 | 1 | 1 |
| 79 | Instrument | 333,944.00 | - | 333,944.00 | 12 | 1 | 1 | 1 | 1 | 1 | 1 | 1 | 1 | 1 | 1 | 1 | 1 | 1 |
| 81 | III. PA 201 (Cessna 206A) | - | - | - | 0 | | | | | | | | | | | | | |
| 83 | Power Plant | 385,658.00 | - | 385,658.00 | 12 | 1 | 1 | 1 | 1 | 1 | 1 | 1 | 1 | 1 | 1 | 1 | 1 | 1 |
| 85 | Electrical | 607,870.00 | - | 607,870.00 | 12 | 1 | 1 | 1 | 1 | 1 | 1 | 1 | 1 | 1 | 1 | 1 | 1 | 1 |
| 87 | III. PA 224(Cessna 150) | - | - | - | 0 | | | | | | | | | | | | | |
| 89 | Power Plant | 28,900.00 | - | 28,900.00 | 12 | 1 | 1 | 1 | 1 | 1 | 1 | 1 | 1 | 1 | 1 | 1 | 1 | 1 |
| 91 | Airframe | 398,743.95 | - | 398,743.95 | 12 | 1 | 1 | 1 | 1 | 1 | 1 | 1 | 1 | 1 | 1 | 1 | 1 | 1 |
| 93 | Electrical System | 146,971.00 | - | 146,971.00 | 12 | 1 | 1 | 1 | 1 | 1 | 1 | 1 | 1 | 1 | 1 | 1 | 1 | 1 |
| 95 | Instrument | 226,457.00 | - | 226,457.00 | 12 | 1 | 1 | 1 | 1 | 1 | 1 | 1 | 1 | 1 | 1 | 1 | 1 | 1 |
| 107 | TOTAL | 6,927,022.00 | 2,000,000.00 | 4,927,022.00 | | | | | | | | | | | | | | |

Prepared By:

EMMANUEL P PRIVADO
COL SSC (QMS) PA
AC of S for Logistics G4

Approved By:

NOEL A COBALLE
Lieutenant General AFP
Commanding General, PA

HEADQUARTERS
PHILIPPINE ARMY
Fort andres Bonifacio, Metro Manila

Project Procurement Management Plan


PPMP Nr PA- 071-14

Watercrafts


DATE: 26-Nov-13

| Line No | Activity | Amount | Mode of Procurement | | qty/size | Schedule for Each Procurement Activity | | | | | | | | | | | | REMARKS |
|---------|------------------------|---------------|---------------------|---------------|----------|---|-----|-----|-----|-----|-----|-----|-----|-----|-----|-----|-----|---------|
| | | | Shopping (S) | Negotiated | | JAN | FEB | MAR | APR | MAY | JUN | JUL | AUG | SEP | OCT | NOV | DEC | |
| | | | | 53.9 | | Shopping/Negotiated - Scheduled Procurement | | | | | | | | | | | | |
| 1 | 2 | 3 | 8 | 12 | 14 | 15 | 16 | 17 | 18 | 19 | 20 | 21 | 22 | 23 | 24 | 25 | 26 | 27 |
| 2 | Watercrafts 1ID, PA | 160,000.00 | - | 160,000.00 | 12 | 1 | 1 | 1 | 1 | 1 | 1 | 1 | 1 | 1 | 1 | 1 | 1 | |
| 3 | Watercrafts 2ID, PA | 48,000.00 | 48,000.00 | - | 12 | 1 | 1 | 1 | 1 | 1 | 1 | 1 | 1 | 1 | 1 | 1 | 1 | |
| 4 | Watercrafts 3ID, PA | 60,000.00 | - | 60,000.00 | 12 | 1 | 1 | 1 | 1 | 1 | 1 | 1 | 1 | 1 | 1 | 1 | 1 | |
| 6 | Watercrafts 5ID, PA | 12,000.00 | - | 12,000.00 | 12 | 1 | 1 | 1 | 1 | 1 | 1 | 1 | 1 | 1 | 1 | 1 | 1 | |
| 8 | Watercrafts 7ID, PA | 80,000.00 | 80,000.00 | - | 12 | 1 | 1 | 1 | 1 | 1 | 1 | 1 | 1 | 1 | 1 | 1 | 1 | |
| 9 | Watercrafts 8ID, PA | 175,000.00 | - | 175,000.00 | 12 | 1 | 1 | 1 | 1 | 1 | 1 | 1 | 1 | 1 | 1 | 1 | 1 | |
| 10 | Watercrafts 9ID, PA | 70,000.00 | - | 70,000.00 | 12 | 1 | 1 | 1 | 1 | 1 | 1 | 1 | 1 | 1 | 1 | 1 | 1 | |
| 11 | Watercrafts 10ID, PA | 62,000.00 | - | 62,000.00 | 12 | 1 | 1 | 1 | 1 | 1 | 1 | 1 | 1 | 1 | 1 | 1 | 1 | |
| 13 | Watercrafts 52EBde, PA | 70,000.00 | 70,000.00 | - | 12 | 1 | 1 | 1 | 1 | 1 | 1 | 1 | 1 | 1 | 1 | 1 | 1 | |
| 17 | Watercrafts SOCOM, PA | 372,900.00 | - | 372,900.00 | 12 | 1 | 1 | 1 | 1 | 1 | 1 | 1 | 1 | 1 | 1 | 1 | 1 | |
| 39 | Watercrafts G4, PA | 10,000,000.00 | - | 10,000,000.00 | 60 | 5 | 5 | 5 | 5 | 5 | 5 | 5 | 5 | 5 | 5 | 5 | 5 | |
| 45 | TOTAL | 11,109,900.00 | 198,000.00 | 10,911,900.00 | | | | | | | | | | | | | | |

Prepared By:


EMMANUEL P PRIVADO
COL GSC (QMS) PA
AC of S for Logistics G4

Approved By:


NOEL A COBALLES
Lieutenant General AFP
Commanding General, PA

HEADQUARTERS
PHILIPPINE ARMY
Fort andres Bonifacio, Metro Manila.

Project Procurement Management Plan


PPMP Nr PA- 072-14

Other Transportation Equipment

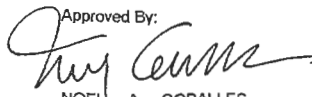
DATE 26-Nov-13

| Line No | Activity | Amount | Mode of Procurement | | | qty/size | Schedule for Each Procurement Activity | | | | | | | | | | | | REMARKS |
|---------|---|---------------|-------------------------|---------------|----------------------------|----------|--|-----|-----|-----|-----|-----|-----|-----|-----|-----|-----|-----|---------|
| | | | Competitive Bidding (1) | Shopping (5) | Negotiated Procurement (6) | | JAN | FEB | MAR | APR | MAY | JUN | JUL | AUG | SEP | OCT | NOV | DEC | |
| | | | | | | | Bidding/Shopping/Negotiated - Schedule Procurement | | | | | | | | | | | | |
| 1 | 2 | 3 | 4 | 8 | 12 | 14 | 15 | 16 | 17 | 18 | 19 | 20 | 21 | 22 | 23 | 24 | 25 | 26 | 27 |
| 3 | Other Transportation Equipment 2ID, PA | 15,000.00 | 0 | 15,000.00 | - | 12 | 1 | 1 | 1 | 1 | 1 | 1 | 1 | 1 | 1 | 1 | 1 | 1 | 1 |
| 4 | Other Transportation Equipment 3ID, PA | 214,000.00 | 0.00 | - | 214,000.00 | 12 | 1 | 1 | 1 | 1 | 1 | 1 | 1 | 1 | 1 | 1 | 1 | 1 | 1 |
| 7 | Other Transportation Equipment 6ID, PA | 15,000.00 | 0 | 15,000.00 | - | 12 | 1 | 1 | 1 | 1 | 1 | 1 | 1 | 1 | 1 | 1 | 1 | 1 | 1 |
| 14 | Other Transportation Equipment 53EBde, PA | 60,000.00 | 0.00 | - | 60,000.00 | 12 | 1 | 1 | 1 | 1 | 1 | 1 | 1 | 1 | 1 | 1 | 1 | 1 | 1 |
| 24 | Other Transportation Equipment ISG, PA | 92,000.00 | - | - | 92,000.00 | 12 | 1 | 1 | 1 | 1 | 1 | 1 | 1 | 1 | 1 | 1 | 1 | 1 | 1 |
| 26 | Other Transportation Equipment CMOG, PA | 34,000.00 | - | - | 34,000.00 | 12 | 1 | 1 | 1 | 1 | 1 | 1 | 1 | 1 | 1 | 1 | 1 | 1 | 1 |
| 38 | Other Transportation Equipment G3, PA | 40,000.00 | 0 | 40,000.00 | - | 12 | 1 | 1 | 1 | 1 | 1 | 1 | 1 | 1 | 1 | 1 | 1 | 1 | 1 |
| 39 | Other Transportation Equipment G4, PA | - | - | - | - | 0 | | | | | | | | | | | | | |
| 40 | Special Parts of Armor Spares | 50,000,000.00 | 30,359,800.00 | 11,391,196.00 | 8,249,004.00 | 121 | 10 | 10 | 10 | 11 | 10 | 10 | 10 | 10 | 10 | 10 | 10 | 10 | 10 |
| 46 | TOTAL | 50,470,000.00 | 30,359,800.00 | 11,481,196.00 | 8,649,004.00 | | | | | | | | | | | | | | |

Prepared By:


EMMANUEL P PRIVADO
COL GSC (QMS) PA
AC of S for Logistics G4

Approved By:


NOEL A COBALLES
Lieutenant General AFP
Commanding General, PA

HEADQUARTERS
PHILIPPINE ARMY
Fort andres Bonifacio, Metro Manila

Project Procurement Management Plan

PPMP Nr PA- 073-14

Repair and maintenance - Furnitures & Fixtures

DATE: 26-Nov-13

| Line No | Activity | Amount | Mode of Procurement | | | | | qty/size | Schedule for Each Procurement Activity | | | | | | | | | | | | REMARKS |
|---------|--|---------------|---------------------|--------------|----------------------------|------------|---------------|----------|---|-----|-----|-----|-----|-----|-----|-----|-----|-----|-----|-----|---------|
| | | | Direct Contracting | Shopping (5) | Negotiated Procurement (6) | | | | Shopping/Negotiated - Scheduled Procurement | | | | | | | | | | | | |
| | | | | | 53.5 | 53.7 | 53.9 | | JAN | FEB | MAR | APR | MAY | JUN | JUL | AUG | SEP | OCT | NOV | DEC | |
| 6 | 8 | 9 | 11 | 12 | 14 | 15 | 16 | 17 | 18 | 19 | 20 | 21 | 22 | 23 | 24 | 25 | 26 | 27 | | | |
| 2 | Repair and maintenance - Furnitures & Fixtures 1ID, PA | 66,000.00 | - | - | - | - | 66,000.00 | 12 | 1 | 1 | 1 | 1 | 1 | 1 | 1 | 1 | 1 | 1 | 1 | | |
| 3 | Repair and maintenance - Furnitures & Fixtures 2ID, PA | 535,000.00 | - | - | - | - | 535,000.00 | 12 | 1 | 1 | 1 | 1 | 1 | 1 | 1 | 1 | 1 | 1 | 1 | | |
| 4 | Repair and maintenance - Furnitures & Fixtures 3ID, PA | 139,600.00 | - | - | - | - | 139,600.00 | 12 | 1 | 1 | 1 | 1 | 1 | 1 | 1 | 1 | 1 | 1 | 1 | | |
| 5 | Repair and maintenance - Furnitures & Fixtures 4ID, PA | 198,800.00 | - | 198,800.00 | - | - | - | 12 | 1 | 1 | 1 | 1 | 1 | 1 | 1 | 1 | 1 | 1 | 1 | | |
| 6 | Repair and maintenance - Furnitures & Fixtures 5ID, PA | 30,000.00 | - | - | - | - | 30,000.00 | 12 | 1 | 1 | 1 | 1 | 1 | 1 | 1 | 1 | 1 | 1 | 1 | | |
| 7 | Repair and maintenance - Furnitures & Fixtures 6ID, PA | 6,000.00 | - | 6,000.00 | - | - | - | 12 | 1 | 1 | 1 | 1 | 1 | 1 | 1 | 1 | 1 | 1 | 1 | | |
| 9 | Repair and maintenance - Furnitures & Fixtures 8ID, PA | 8,000.00 | - | - | - | - | 8,000.00 | 12 | 1 | 1 | 1 | 1 | 1 | 1 | 1 | 1 | 1 | 1 | 1 | | |
| 10 | Repair and maintenance - Furnitures & Fixtures 9ID, PA | 30,000.00 | - | - | - | - | 30,000.00 | 12 | 1 | 1 | 1 | 1 | 1 | 1 | 1 | 1 | 1 | 1 | 1 | | |
| 11 | Repair and maintenance - Furnitures & Fixtures 10ID, PA | 20,000.00 | - | - | - | - | 20,000.00 | 12 | 1 | 1 | 1 | 1 | 1 | 1 | 1 | 1 | 1 | 1 | 1 | | |
| 13 | Repair and maintenance - Furnitures & Fixtures 52EBde, PA | 148,000.00 | - | - | - | - | 148,000.00 | 12 | 1 | 1 | 1 | 1 | 1 | 1 | 1 | 1 | 1 | 1 | 1 | | |
| 14 | Repair and maintenance - Furnitures & Fixtures 53EBde, PA | 18,000.00 | - | - | - | - | 18,000.00 | 12 | 1 | 1 | 1 | 1 | 1 | 1 | 1 | 1 | 1 | 1 | 1 | | |
| 17 | Repair and maintenance - Furnitures & Fixtures SOCOM, PA | 44,000.00 | - | - | - | - | 44,000.00 | 12 | 1 | 1 | 1 | 1 | 1 | 1 | 1 | 1 | 1 | 1 | 1 | | |
| 18 | Repair and maintenance - Furnitures & Fixtures MID, PA | 40,000.00 | - | 40,000.00 | - | - | - | 12 | 1 | 1 | 1 | 1 | 1 | 1 | 1 | 1 | 1 | 1 | 1 | | |
| 19 | Repair and maintenance - Furnitures & Fixtures TRADOC, PA | 58,000.00 | - | 58,000.00 | - | - | - | 12 | 1 | 1 | 1 | 1 | 1 | 1 | 1 | 1 | 1 | 1 | 1 | | |
| 20 | Repair and maintenance - Furnitures & Fixtures AAR, PA | 148,500.00 | - | 68,500.00 | - | - | 80,000.00 | 12 | 1 | 1 | 1 | 1 | 1 | 1 | 1 | 1 | 1 | 1 | 1 | | |
| 21 | Repair and maintenance - Furnitures & Fixtures ARESKOM, PA | 537,601.80 | 537,601.80 | - | - | - | - | 12 | 1 | 1 | 1 | 1 | 1 | 1 | 1 | 1 | 1 | 1 | 1 | | |
| 22 | Repair and maintenance - Furnitures & Fixtures ASCOM, PA | 423,000.00 | - | 332,200.00 | - | - | 90,800.00 | 12 | 1 | 1 | 1 | 1 | 1 | 1 | 1 | 1 | 1 | 1 | 1 | | |
| 23 | Repair and maintenance - Furnitures & Fixtures HHSG, PA | 670,224.00 | - | - | - | - | 670,224.00 | 12 | 1 | 1 | 1 | 1 | 1 | 1 | 1 | 1 | 1 | 1 | 1 | | |
| 24 | Repair and maintenance - Furnitures & Fixtures ISG, PA | 118,402.00 | - | - | - | - | 118,402.00 | 12 | 1 | 1 | 1 | 1 | 1 | 1 | 1 | 1 | 1 | 1 | 1 | | |
| 25 | Repair and maintenance - Furnitures & Fixtures ASR, PA | 161,000.00 | - | - | - | - | 161,000.00 | 12 | 1 | 1 | 1 | 1 | 1 | 1 | 1 | 1 | 1 | 1 | 1 | | |
| 26 | Repair and maintenance - Furnitures & Fixtures CMOG, PA | 22,400.00 | - | - | - | - | 22,400.00 | 12 | 1 | 1 | 1 | 1 | 1 | 1 | 1 | 1 | 1 | 1 | 1 | | |
| 27 | Repair and maintenance - Furnitures & Fixtures FCPA | 256,000.00 | - | - | - | 256,000.00 | - | 12 | 1 | 1 | 1 | 1 | 1 | 1 | 1 | 1 | 1 | 1 | 1 | | |
| 28 | Repair and maintenance - Furnitures & Fixtures APMC | 50,000.00 | - | 50,000.00 | - | - | - | 12 | 1 | 1 | 1 | 1 | 1 | 1 | 1 | 1 | 1 | 1 | 1 | | |
| 29 | Repair and maintenance - Furnitures & Fixtures AGSMO, PA | 170,000.00 | - | - | - | - | 170,000.00 | 12 | 1 | 1 | 1 | 1 | 1 | 1 | 1 | 1 | 1 | 1 | 1 | | |
| 31 | Repair and maintenance - Furnitures & Fixtures MFO | 100,000.00 | - | - | - | - | 100,000.00 | 12 | 1 | 1 | 1 | 1 | 1 | 1 | 1 | 1 | 1 | 1 | 1 | | |
| 32 | Repair and maintenance - Furnitures & Fixtures APAO | 62,000.00 | - | 62,000.00 | - | - | - | 12 | 1 | 1 | 1 | 1 | 1 | 1 | 1 | 1 | 1 | 1 | 1 | | |
| 33 | Repair and maintenance - Furnitures & Fixtures ASPA | 91,762.00 | - | 91,762.00 | - | - | - | 12 | 1 | 1 | 1 | 1 | 1 | 1 | 1 | 1 | 1 | 1 | 1 | | |
| 34 | Repair and maintenance - Furnitures & Fixtures AIA | 40,000.00 | - | - | 40,000.00 | - | - | 12 | 1 | 1 | 1 | 1 | 1 | 1 | 1 | 1 | 1 | 1 | 1 | | |
| 36 | Repair and maintenance - Furnitures & Fixtures G1, PA | 551,700.00 | - | - | - | - | 551,700.00 | 12 | 1 | 1 | 1 | 1 | 1 | 1 | 1 | 1 | 1 | 1 | 1 | | |
| 38 | Repair and maintenance - Furnitures & Fixtures G3, PA | 6,400,000.00 | - | - | - | - | 6,400,000.00 | 24 | 2 | 2 | 2 | 2 | 2 | 2 | 2 | 2 | 2 | 2 | 2 | | |
| 39 | Repair and maintenance - Furnitures & Fixtures G4, PA | 1,320,000.00 | - | - | - | - | 1,320,000.00 | 12 | 1 | 1 | 1 | 1 | 1 | 1 | 1 | 1 | 1 | 1 | 1 | | |
| 42 | Repair and maintenance - Furnitures & Fixtures G7, PA | 480,000.00 | - | - | - | - | 480,000.00 | 12 | 1 | 1 | 1 | 1 | 1 | 1 | 1 | 1 | 1 | 1 | 1 | | |
| 45 | TOTAL | 12,943,989.80 | 537,601.80 | 907,262.00 | 40,000.00 | 256,000.00 | 11,203,126.00 | | | | | | | | | | | | | | |

Prepared By:

EMMANUEL P PRIVADO
COL GSC (QMS) PA
AC of S for Logistics G4

Approved By:

NOEL A COBALLES
Lieutenant General AFP
Commanding General, PA

HEADQUARTERS
PHILIPPINE ARMY
Fort andres Bonifacio, Metro Manila

Project Procurement Management Plan

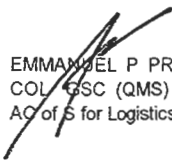
PPMP Nr PA-074-14

Building and Other Structures

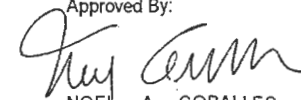
DATE: 26-Nov-13

| Line No | Activity | Amount | Mode of Procurement | | qty/size | Schedule for Each Procurement Activity | | | | | | | | | | | | REMARKS |
|---------|---|---------------------|---------------------|---------------------|----------|---|-----|-----|-----|-----|-----|-----|-----|-----|-----|-----|-----|---------|
| | | | Shopping (5) | Negotiated | | JAN | FEB | MAR | APR | MAY | JUN | JUL | AUG | SEP | OCT | NOV | DEC | |
| | | | | 53.9 | | Shopping/Negotiated - Scheduled Procurement | | | | | | | | | | | | |
| 1 | 2 | 3 | 8 | 12 | 14 | 15 | 16 | 17 | 18 | 19 | 20 | 21 | 22 | 23 | 24 | 25 | 26 | 27 |
| 2 | Building and Other Structures 1ID, PA | 309,000.00 | - | 309,000.00 | 12 | 1 | 1 | 1 | 1 | 1 | 1 | 1 | 1 | 1 | 1 | 1 | 1 | |
| 4 | Building and Other Structures 3ID, PA | 1,044,070.00 | -- | 1,044,070.00 | 12 | 1 | 1 | 1 | 1 | 1 | 1 | 1 | 1 | 1 | 1 | 1 | 1 | |
| 6 | Building and Other Structures 5ID, PA | 582,000.00 | - | 582,000.00 | 12 | 1 | 1 | 1 | 1 | 1 | 1 | 1 | 1 | 1 | 1 | 1 | 1 | |
| 7 | Building and Other Structures 6ID, PA | 527,700.00 | 108,740.00 | 418,960.00 | 12 | 1 | 1 | 1 | 1 | 1 | 1 | 1 | 1 | 1 | 1 | 1 | 1 | |
| 8 | Building and Other Structures 7ID, PA | 1,807,820.00 | 1,807,820.00 | - | 12 | 1 | 1 | 1 | 1 | 1 | 1 | 1 | 1 | 1 | 1 | 1 | 1 | |
| 22 | Building and Other Structures ASCOM, PA | 48,000.00 | 48,000.00 | - | 12 | 1 | 1 | 1 | 1 | 1 | 1 | 1 | 1 | 1 | 1 | 1 | 1 | |
| 26 | Building and Other Structures CMOG, PA | 50,000.00 | - | 50,000.00 | 12 | 1 | 1 | 1 | 1 | 1 | 1 | 1 | 1 | 1 | 1 | 1 | 1 | |
| 33 | Building and Other Structures ASPA | 532,100.00 | 532,100.00 | - | 12 | 1 | 1 | 1 | 1 | 1 | 1 | 1 | 1 | 1 | 1 | 1 | 1 | |
| 39 | Building and Other Structures G4, PA | 1,211,480.00 | - | 1,211,480.00 | 12 | 1 | 1 | 1 | 1 | 1 | 1 | 1 | 1 | 1 | 1 | 1 | 1 | |
| 45 | TOTAL | 6,112,170.00 | 2,496,660.00 | 3,615,510.00 | | | | | | | | | | | | | | |

Prepared By:


EMMANUEL P PRIVADO
COL GSC (QMS) PA
AC of S for Logistics G4

Approved By:


NOEL A COBALLES
Lieutenant General AFP
Commanding General, PA

HEADQUARTERS
PHILIPPINE ARMY
Fort andres Bonifacio, Metro Manila

Project Procurement Management Plan


PPMP Nr PA- 074-14

Building and Other Structures

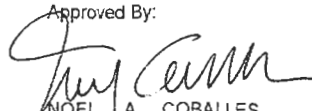
DATE: 26-Nov-13

| Line No | Activity | Amount | Mode of Procurement | | qty/size | Schedule for Each Procurement Activity | | | | | | | | | | | | REMARKS |
|---------|---|---------------------|---------------------|---------------------|----------|--|-----|-----|-----|-----|-----|-----|-----|-----|-----|-----|-----|---------|
| | | | Shopping (5) | Negotiated | | JAN | FEB | MAR | APR | MAY | JUN | JUL | AUG | SEP | OCT | NOV | DEC | |
| 1 | 2 | 3 | 8 | 12 | 14 | 15 | 16 | 17 | 18 | 19 | 20 | 21 | 22 | 23 | 24 | 25 | 26 | 27 |
| 2 | Building and Other Structures 1ID, PA | 309,000.00 | - | 309,000.00 | 12 | 1 | 1 | 1 | 1 | 1 | 1 | 1 | 1 | 1 | 1 | 1 | 1 | |
| 4 | Building and Other Structures 3ID, PA | 1,044,070.00 | - | 1,044,070.00 | 12 | 1 | 1 | 1 | 1 | 1 | 1 | 1 | 1 | 1 | 1 | 1 | 1 | |
| 6 | Building and Other Structures 5ID, PA | 582,000.00 | - | 582,000.00 | 12 | 1 | 1 | 1 | 1 | 1 | 1 | 1 | 1 | 1 | 1 | 1 | 1 | |
| 7 | Building and Other Structures 6ID, PA | 527,700.00 | 108,740.00 | 418,960.00 | 12 | 1 | 1 | 1 | 1 | 1 | 1 | 1 | 1 | 1 | 1 | 1 | 1 | |
| 8 | Building and Other Structures 7ID, PA | 1,807,820.00 | 1,807,820.00 | - | 12 | 1 | 1 | 1 | 1 | 1 | 1 | 1 | 1 | 1 | 1 | 1 | 1 | |
| 22 | Building and Other Structures ASCOM, PA | 48,000.00 | 48,000.00 | - | 12 | 1 | 1 | 1 | 1 | 1 | 1 | 1 | 1 | 1 | 1 | 1 | 1 | |
| 26 | Building and Other Structures CMOG, PA | 50,000.00 | - | 50,000.00 | 12 | 1 | 1 | 1 | 1 | 1 | 1 | 1 | 1 | 1 | 1 | 1 | 1 | |
| 33 | Building and Other Structures ASPA | 532,100.00 | 532,100.00 | - | 12 | 1 | 1 | 1 | 1 | 1 | 1 | 1 | 1 | 1 | 1 | 1 | 1 | |
| 39 | Building and Other Structures G4, PA | 1,211,480.00 | - | 1,211,480.00 | 12 | 1 | 1 | 1 | 1 | 1 | 1 | 1 | 1 | 1 | 1 | 1 | 1 | |
| 45 | TOTAL | 6,112,170.00 | 2,496,660.00 | 3,615,510.00 | | | | | | | | | | | | | | |

Prepared By:


EMMANUEL P PRIVADO
COL GSC (QMS) PA
AC of S for Logistics G4

Approved By:


NOEL A COBALLES
Lieutenant General AFP
Commanding General, PA

HEADQUARTERS
PHILIPPINE ARMY
Fort andres Bonifacio, Metro Manila

Project Procurement Management Plan


PPMP Nr PA- 073-14

Repair and maintenance - Furnitures & Fixtures

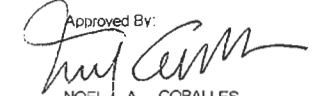
DATE: 26-Nov-13

| Activity | Amount | Mode of Procurement | | | | | | Qty/size | Schedule for Each Procurement Activity | | | | | | | | | | | | REMARKS |
|--|----------------------|---------------------|-------------------|----------------------------|-------------------|----------------------|---|----------|--|-----|-----|-----|-----|-----|-----|-----|-----|-----|-----|----|---------|
| | | Direct Contracting | Shopping (5) | Negotiated Procurement (6) | | | Shopping/Negotiated - Scheduled Procurement | | | | | | | | | | | | | | |
| | | | | \$3.5 | 53.7 | 53.9 | JAN | | FEB | MAR | APR | MAY | JUN | JUL | AUG | SEP | OCT | NOV | DEC | | |
| 2 | 3 | 6 | 8 | 9 | 11 | 12 | 14 | 15 | 16 | 17 | 18 | 19 | 20 | 21 | 22 | 23 | 24 | 25 | 26 | 27 | |
| Repair and maintenance - Furnitures & Fixtures 1ID, PA | 66,000.00 | - | - | - | - | 66,000.00 | 12 | 1 | 1 | 1 | 1 | 1 | 1 | 1 | 1 | 1 | 1 | 1 | 1 | 1 | |
| Repair and maintenance - Furnitures & Fixtures 2ID, PA | 535,000.00 | - | - | - | - | 535,000.00 | 12 | 1 | 1 | 1 | 1 | 1 | 1 | 1 | 1 | 1 | 1 | 1 | 1 | 1 | |
| Repair and maintenance - Furnitures & Fixtures 3ID, PA | 139,600.00 | - | - | - | - | 139,600.00 | 12 | 1 | 1 | 1 | 1 | 1 | 1 | 1 | 1 | 1 | 1 | 1 | 1 | 1 | |
| Repair and maintenance - Furnitures & Fixtures 4ID, PA | 198,800.00 | - | 198,800.00 | - | - | - | 12 | 1 | 1 | 1 | 1 | 1 | 1 | 1 | 1 | 1 | 1 | 1 | 1 | 1 | |
| Repair and maintenance - Furnitures & Fixtures 5ID, PA | 30,000.00 | - | - | - | - | 30,000.00 | 12 | 1 | 1 | 1 | 1 | 1 | 1 | 1 | 1 | 1 | 1 | 1 | 1 | 1 | |
| Repair and maintenance - Furnitures & Fixtures 6ID, PA | 6,000.00 | - | 6,000.00 | - | - | - | 12 | 1 | 1 | 1 | 1 | 1 | 1 | 1 | 1 | 1 | 1 | 1 | 1 | 1 | |
| Repair and maintenance - Furnitures & Fixtures 8ID, PA | 8,000.00 | - | - | - | - | 8,000.00 | 12 | 1 | 1 | 1 | 1 | 1 | 1 | 1 | 1 | 1 | 1 | 1 | 1 | 1 | |
| Repair and maintenance - Furnitures & Fixtures 9ID, PA | 30,000.00 | - | - | - | - | 30,000.00 | 12 | 1 | 1 | 1 | 1 | 1 | 1 | 1 | 1 | 1 | 1 | 1 | 1 | 1 | |
| Repair and maintenance - Furnitures & Fixtures 10ID, PA | 20,000.00 | - | - | - | - | 20,000.00 | 12 | 1 | 1 | 1 | 1 | 1 | 1 | 1 | 1 | 1 | 1 | 1 | 1 | 1 | |
| Repair and maintenance - Furnitures & Fixtures 52EBde, PA | 148,000.00 | - | - | - | - | 148,000.00 | 12 | 1 | 1 | 1 | 1 | 1 | 1 | 1 | 1 | 1 | 1 | 1 | 1 | 1 | |
| Repair and maintenance - Furnitures & Fixtures 53EBde, PA | 18,000.00 | - | - | - | - | 18,000.00 | 12 | 1 | 1 | 1 | 1 | 1 | 1 | 1 | 1 | 1 | 1 | 1 | 1 | 1 | |
| Repair and maintenance - Furnitures & Fixtures SOCOM, PA | 44,000.00 | - | - | - | - | 44,000.00 | 12 | 1 | 1 | 1 | 1 | 1 | 1 | 1 | 1 | 1 | 1 | 1 | 1 | 1 | |
| Repair and maintenance - Furnitures & Fixtures MID, PA | 40,000.00 | - | 40,000.00 | - | - | - | 12 | 1 | 1 | 1 | 1 | 1 | 1 | 1 | 1 | 1 | 1 | 1 | 1 | 1 | |
| Repair and maintenance - Furnitures & Fixtures TRADOC, PA | 58,000.00 | - | 58,000.00 | - | - | - | 12 | 1 | 1 | 1 | 1 | 1 | 1 | 1 | 1 | 1 | 1 | 1 | 1 | 1 | |
| Repair and maintenance - Furnitures & Fixtures AAR, PA | 148,500.00 | - | 68,500.00 | - | - | 80,000.00 | 12 | 1 | 1 | 1 | 1 | 1 | 1 | 1 | 1 | 1 | 1 | 1 | 1 | 1 | |
| Repair and maintenance - Furnitures & Fixtures ARESCOM, PA | 537,601.80 | 537,601.80 | - | - | - | - | 12 | 1 | 1 | 1 | 1 | 1 | 1 | 1 | 1 | 1 | 1 | 1 | 1 | 1 | |
| Repair and maintenance - Furnitures & Fixtures ASCOM, PA | 423,000.00 | - | 332,200.00 | - | - | 90,800.00 | 12 | 1 | 1 | 1 | 1 | 1 | 1 | 1 | 1 | 1 | 1 | 1 | 1 | 1 | |
| Repair and maintenance - Furnitures & Fixtures HHSG, PA | 670,224.00 | - | - | - | - | 670,224.00 | 12 | 1 | 1 | 1 | 1 | 1 | 1 | 1 | 1 | 1 | 1 | 1 | 1 | 1 | |
| Repair and maintenance - Furnitures & Fixtures ISG, PA | 118,402.00 | - | - | - | - | 118,402.00 | 12 | 1 | 1 | 1 | 1 | 1 | 1 | 1 | 1 | 1 | 1 | 1 | 1 | 1 | |
| Repair and maintenance - Furnitures & Fixtures ASR, PA | 161,000.00 | - | - | - | - | 161,000.00 | 12 | 1 | 1 | 1 | 1 | 1 | 1 | 1 | 1 | 1 | 1 | 1 | 1 | 1 | |
| Repair and maintenance - Furnitures & Fixtures CMOG, PA | 22,400.00 | - | - | - | - | 22,400.00 | 12 | 1 | 1 | 1 | 1 | 1 | 1 | 1 | 1 | 1 | 1 | 1 | 1 | 1 | |
| Repair and maintenance - Furnitures & Fixtures FCPA | 256,000.00 | - | - | - | 256,000.00 | - | 12 | 1 | 1 | 1 | 1 | 1 | 1 | 1 | 1 | 1 | 1 | 1 | 1 | 1 | |
| Repair and maintenance - Furnitures & Fixtures APMC | 50,000.00 | - | 50,000.00 | - | - | - | 12 | 1 | 1 | 1 | 1 | 1 | 1 | 1 | 1 | 1 | 1 | 1 | 1 | 1 | |
| Repair and maintenance - Furnitures & Fixtures AGSMO, PA | 170,000.00 | - | - | - | - | 170,000.00 | 12 | 1 | 1 | 1 | 1 | 1 | 1 | 1 | 1 | 1 | 1 | 1 | 1 | 1 | |
| Repair and maintenance - Furnitures & Fixtures MFO | 100,000.00 | - | - | - | - | 100,000.00 | 12 | 1 | 1 | 1 | 1 | 1 | 1 | 1 | 1 | 1 | 1 | 1 | 1 | 1 | |
| Repair and maintenance - Furnitures & Fixtures APAO | 62,000.00 | - | 62,000.00 | - | - | - | 12 | 1 | 1 | 1 | 1 | 1 | 1 | 1 | 1 | 1 | 1 | 1 | 1 | 1 | |
| Repair and maintenance - Furnitures & Fixtures ASPA | 91,762.00 | - | 91,762.00 | - | - | - | 12 | 1 | 1 | 1 | 1 | 1 | 1 | 1 | 1 | 1 | 1 | 1 | 1 | 1 | |
| Repair and maintenance - Furnitures & Fixtures AIA | 40,000.00 | - | - | 40,000.00 | - | - | 12 | 1 | 1 | 1 | 1 | 1 | 1 | 1 | 1 | 1 | 1 | 1 | 1 | 1 | |
| Repair and maintenance - Furnitures & Fixtures G1, PA | 551,700.00 | - | - | - | - | 551,700.00 | 12 | 1 | 1 | 1 | 1 | 1 | 1 | 1 | 1 | 1 | 1 | 1 | 1 | 1 | |
| Repair and maintenance - Furnitures & Fixtures G3, PA | 6,400,000.00 | - | - | - | - | 6,400,000.00 | 24 | 2 | 2 | 2 | 2 | 2 | 2 | 2 | 2 | 2 | 2 | 2 | 2 | 2 | |
| Repair and maintenance - Furnitures & Fixtures G4, PA | 1,320,000.00 | - | - | - | - | 1,320,000.00 | 12 | 1 | 1 | 1 | 1 | 1 | 1 | 1 | 1 | 1 | 1 | 1 | 1 | 1 | |
| Repair and maintenance - Furnitures & Fixtures G7, PA | 480,000.00 | - | - | - | - | 480,000.00 | 12 | 1 | 1 | 1 | 1 | 1 | 1 | 1 | 1 | 1 | 1 | 1 | 1 | 1 | |
| TOTAL | 12,943,989.80 | 537,601.80 | 907,262.00 | 40,000.00 | 256,000.00 | 11,203,126.00 | | | | | | | | | | | | | | | |

Prepared By


EMMANUEL P PRIVADO
COL, GSC (QMS) PA
AO of S for Logistics G4

Approved By:


NOEL L A COBALLE
Lieutenant General AFP
Commanding General, PA

HEADQUARTERS
PHILIPPINE ARMY
Fort andres Bonifacio, Metro Manila


Project Procurement Management Plan

PPMP Nr PA-075-14 Machinery and Equipment


DATE: 26-Nov-13

| Line No | Activity | Amount | Mode of Procurement | | qty/size | Schedule for Each Procurement Activity | | | | | | | | | | | | REMARKS |
|---------|------------------------------------|---------------------|---------------------|-------------------|----------|---|-----|-----|-----|-----|-----|-----|-----|-----|-----|-----|-----|---------|
| | | | Shopping (S) | Negotiated | | JAN | FEB | MAR | APR | MAY | JUN | JUL | AUG | SEP | OCT | NOV | DEC | |
| 1 | 2 | 3 | 8 | 12 | 14 | 15 | 16 | 17 | 18 | 19 | 20 | 21 | 22 | 23 | 24 | 25 | 26 | 27 |
| | | | | 53.9 | | Shopping/Negotiated - Scheduled Procurement | | | | | | | | | | | | |
| 2 | Machinery and Equipment 11D, PA | 33,600.00 | - | 33,600.00 | 12 | 1 | 1 | 1 | 1 | 1 | 1 | 1 | 1 | 1 | 1 | 1 | 1 | 1 |
| 4 | Machinery and Equipment 31D, PA | 6,000.00 | - | 6,000.00 | 12 | 1 | 1 | 1 | 1 | 1 | 1 | 1 | 1 | 1 | 1 | 1 | 1 | 1 |
| 13 | Machinery and Equipment 52EBde, PA | 24,000.00 | 24,000.00 | - | 12 | 1 | 1 | 1 | 1 | 1 | 1 | 1 | 1 | 1 | 1 | 1 | 1 | 1 |
| 23 | Machinery and Equipment HHSG, PA | 916,403.60 | 34,400.00 | 882,003.60 | 12 | 1 | 1 | 1 | 1 | 1 | 1 | 1 | 1 | 1 | 1 | 1 | 1 | 1 |
| 26 | Machinery and Equipment CMOG, PA | 70,350.00 | - | 70,350.00 | 12 | 1 | 1 | 1 | 1 | 1 | 1 | 1 | 1 | 1 | 1 | 1 | 1 | 1 |
| 45 | TOTAL | 1,050,353.60 | 58,400.00 | 991,953.60 | | | | | | | | | | | | | | |

Prepared By:


EMMANUEL P PRIVADO
COL, QSC (QMS) PA
AC of S for Logistics G4

Approved By:


NOEL A COBALLES
Lieutenant General AFP
Commanding General, PA

HEADQUARTERS
PHILIPPINE ARMY
Fort andres Bonifacio, Metro Manila

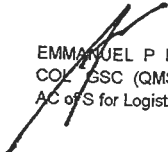
Project Procurement Management Plan

PPMP Nr PA-076-14 Transportation Equipment

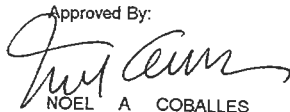
DATE: 26-Nov-13

| Line No | Activity | Amount | Mode of Procurement | | qty/size | Schedule for Each Procurement Activity | | | | | | | | | | | | REMARKS | | | | |
|---------|-----------------------------------|------------|---------------------|------------|----------|---|-----|-----|-----|-----|-----|-----|-----|-----|-----|-----|-----|---------|---|---|---|----|
| | | | Shopping (5) | Negotiated | | JAN | FEB | MAR | APR | MAY | JUN | JUL | AUG | SEP | OCT | NOV | DEC | | | | | |
| | | | | | | Shopping/Negotiated - Scheduled Procurement | | | | | | | | | | | | | | | | |
| 1 | 2 | 3 | 8 | 53.9 | 14 | | | | | | | | | | | | | | | | | |
| 4 | Transportation Equipment 3ID, PA | 660,700.00 | - | 660,700.00 | 12 | 1 | 1 | 1 | 1 | 1 | 1 | 1 | 1 | 1 | 1 | 1 | 1 | 1 | 1 | 1 | 1 | 27 |
| 7 | Transportation Equipment 6ID, PA | 44,000.00 | - | 44,000.00 | 12 | 1 | 1 | 1 | 1 | 1 | 1 | 1 | 1 | 1 | 1 | 1 | 1 | 1 | 1 | 1 | 1 | |
| 23 | Transportation Equipment HHSG, PA | 60,000.00 | 60,000.00 | - | 12 | 1 | 1 | 1 | 1 | 1 | 1 | 1 | 1 | 1 | 1 | 1 | 1 | 1 | 1 | 1 | 1 | |
| 45 | TOTAL | 764,700.00 | 60,000.00 | 704,700.00 | | | | | | | | | | | | | | | | | | |

Prepared By:


EMMANUEL P PRIVADO
COL SSC (QMS) PA
AC of S for Logistics G4

Approved By:


NOEL A COBALLES
Lieutenant General AFP
Commanding General, PA

HEADQUARTERS
PHILIPPINE ARMY
Fort andres Bonifacio, Metro Manila


Project Procurement Management Plan

PPMP Nr PA-077-14 Other Leased Assets

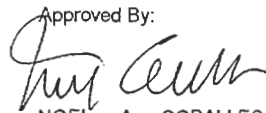
DATE: 26-Nov-13

| Line No | Activity | Amount | Mode of Procurement | qty/size | Schedule for Each Procurement Activity | | | | | | | | | | | | REMARKS |
|---------|-----------------------------|----------|---------------------|----------|--|-----|-----|-----|-----|-----|-----|-----|-----|-----|-----|-----|---------|
| | | | Negotiated | | JAN | FEB | MAR | APR | MAY | JUN | JUL | AUG | SEP | OCT | NOV | DEC | |
| | | | 53.9 | | 15 | 16 | 17 | 18 | 19 | 20 | 21 | 22 | 23 | 24 | 25 | 26 | |
| 1 | 2 | 3 | 12 | 14 | 15 | 16 | 17 | 18 | 19 | 20 | 21 | 22 | 23 | 24 | 25 | 26 | 27 |
| 4 | Other Leased Assets 3ID, PA | 4,000.00 | 4,000.00 | 12 | 1 | 1 | 1 | 1 | 1 | 1 | 1 | 1 | 1 | 1 | 1 | 1 | |
| 45 | TOTAL | 4,000.00 | 4,000.00 | | | | | | | | | | | | | | |

Prepared By:


EMMANUEL P PRIVADO
COL GSC (QMS) PA
AC of S for Logistics G4

Approved By:


NOEL A COBALLES
Lieutenant General AFP
Commanding General, PA

HEADQUARTERS
PHILIPPINE ARMY
Fort andres Bonifacio, Metro Manila

PPMP Nr PA- 078-14

Land Expenses

Project Procurement Management Plan

DATE: 26-Nov-13

| Line No | Activity | Amount | Mode of Procurement | qty/size | Schedule for Each Procurement Activity | | | | | | | | | | | | REMARKS |
|---------|----------------------|---------------------|---------------------|----------|--|-----|-----|-----|-----|-----|-----|-----|-----|-----|-----|-----|---------|
| | | | | | Negotiated | JAN | FEB | MAR | APR | MAY | JUN | JUL | AUG | SEP | OCT | NOV | |
| 1 | 2 | 3 | 53.9 | | Negotiated - Scheduled Procurement | | | | | | | | | | | | |
| 39 | Land Expenses G4, PA | 8,048,000.00 | 8,048,000.00 | 12 | 15 | 16 | 17 | 18 | *19 | 20 | 21 | 22 | 23 | 24 | 25 | 26 | 27 |
| 45 | TOTAL | 8,048,000.00 | 8,048,000.00 | | | | | | | | | | | | | | |

Prepared By:

Emmanuel P. Privado
EMMANUEL P PRIVADO
COL AGSC (QMS) PA
AC of S for Logistics G4

Approved By:

Noel A. Coballes
NOEL A COBALLES
Lieutenant General AFP
Commanding General, PA

HEADQUARTERS
PHILIPPINE ARMY
Fort andres Bonifacio, Metro Manila

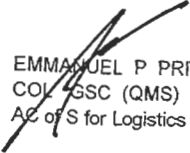
PPMP Nr PA- 083-14 Other Heritage Assets

Project Procurement Management Plan

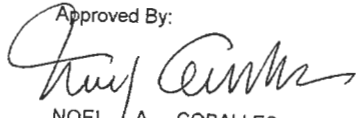
DATE: 26-Nov-13

| Line No | Activity | Amount | Mode of Procurement | qty/size | Schedule for Each Procurement Activity | | | | | | | | | | | | REMARKS |
|---------|-------------------------------|------------------|---------------------|----------|--|-----|-----|-----|-----|-----|-----|-----|-----|-----|-----|-----|---------|
| | | | | | JAN | FEB | MAR | APR | MAY | JUN | JUL | AUG | SEP | OCT | NOV | DEC | |
| 1 | 2 | 3 | 8 | 14 | 15 | 16 | 17 | 18 | 19 | 20 | 21 | 22 | 23 | 24 | 25 | 26 | 27 |
| 7 | Other Heritage Assets 6ID, PA | 20,000.00 | 20,000.00 | 0 | | | | | | | | | | | | | |
| 45 | TOTAL | 20,000.00 | 20,000.00 | | | | | | | | | | | | | | |

Prepared By:


EMMANUEL P PRIVADO
COL GSC (QMS) PA
AC of S for Logistics G4

Approved By:


NOEL A COBALLES
Lieutenant General AFP
Commanding General, PA

HEADQUARTERS
PHILIPPINE ARMY
Fort andres Bonifacio, Metro Manila

Project Procurement Management Plan


PPMP Nr PA- 085-14

Other Property Plant & Equipment

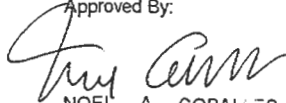
DATE: 26-Nov-13

| Line No | Activity | Amount | Mode of Procurement - | | qty/size | Schedule for Each Procurement Activity | | | | | | | | | | | | REMARKS |
|---------|--|-------------------|-----------------------|--------------------|----------|--|-----|-----|-----|-----|-----|-----|-----|-----|-----|-----|-----|---------|
| | | | Shopping (5) | Negotiated 53.9 | | JAN | FEB | MAR | APR | MAY | JUN | JUL | AUG | SEP | OCT | NOV | DEC | |
| 1 | 2 | 3 | 8 | 12 | 14 | 15 | 16 | 17 | 18 | 19 | 20 | 21 | 22 | 23 | 24 | 25 | 26 | 27 |
| 3 | Other Property Plant & Equipment 2ID, PA | 25,000.00 | 25,000.00 | - | 12 | 1 | 1 | 1 | 1 | 1 | 1 | 1 | 1 | 1 | 1 | 1 | 1 | 1 |
| 10 | Other Property Plant & Equipment 9ID, PA | 24,000.00 | - | 24,000.00 | 12 | 1 | 1 | 1 | 1 | 1 | 1 | 1 | 1 | 1 | 1 | 1 | 1 | 1 |
| 17 | Other Property Plant & Equipment SOCOM, PA | 36,000.00 | - | 36,000.00 | 12 | 1 | 1 | 1 | 1 | 1 | 1 | 1 | 1 | 1 | 1 | 1 | 1 | 1 |
| 18 | Other Property Plant & Equipment MID, PA | 20,000.00 | 20,000.00 | - | 12 | 1 | 1 | 1 | 1 | 1 | 1 | 1 | 1 | 1 | 1 | 1 | 1 | 1 |
| 22 | Other Property Plant & Equipment ASCOM, PA | 536,000.00 | 536,000.00 | - | 12 | 1 | 1 | 1 | 1 | 1 | 1 | 1 | 1 | 1 | 1 | 1 | 1 | 1 |
| 45 | TOTAL | 641,000.00 | 581,000.00 | 60,000.00 | | | | | | | | | | | | | | |

Prepared By:


EMMANUEL P PRIVADO
COL GSC (QMS) PA
AO of S for Logistics G4

Approved By:


NOEL A COBALLE
Lieutenant General AFP
Commanding General, PA

HEADQUARTERS
PHILIPPINE ARMY
Fort andres Bonifacio, Metro Manifa

Project Procurement Management Plan


PPMP Nr PA- 086-14

Taxes, Duties and Licenses

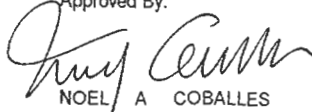
DATE: 26-Nov-13

| Line No | Activity | Amount | Mode of Procurement | | | qty/size | Schedule for Each Procurement Activity | | | | | | | | | | | | REMARKS |
|---------|---------------------------------------|----------------------|------------------------|-----------------|------------------|----------|--|-----|-----|-----|-----|-----|-----|-----|-----|-----|-----|-----|---------|
| | | | Direct Contracting (3) | Shopping (5) | Negotiated 53.9 | | JAN | FEB | MAR | APR | MAY | JUN | JUL | AUG | SEP | OCT | NOV | DEC | |
| | | | | | | | Direct Contracting/Shopping/Negotiated - Scheduled Procurement | | | | | | | | | | | | |
| 1 | 2 | 3 | 6 | 8 | 12 | 14 | 15 | 16 | 17 | 18 | 19 | 20 | 21 | 22 | 23 | 24 | 25 | 26 | 27 |
| 6 | Taxes, Duties and Licenses 5ID, PA | 15,300.00 | 15,300.00 | - | - | 12 | 1 | 1 | 1 | 1 | 1 | 1 | 1 | 1 | 1 | 1 | 1 | 1 | 1 |
| 19 | Taxes, Duties and Licenses TRADOC, PA | 1,750.00 | 1,750.00 | - | - | 12 | 1 | 1 | 1 | 1 | 1 | 1 | 1 | 1 | 1 | 1 | 1 | 1 | 1 |
| 22 | Taxes, Duties and Licenses ASCOM, PA | 58,800.00 | - | 3,400.00 | 55,400.00 | 12 | 1 | 1 | 1 | 1 | 1 | 1 | 1 | 1 | 1 | 1 | 1 | 1 | 1 |
| 23 | Taxes, Duties and Licenses HHSG, PA | 100,000.00 | 100,000.00 | - | - | 12 | 1 | 1 | 1 | 1 | 1 | 1 | 1 | 1 | 1 | 1 | 1 | 1 | 1 |
| 33 | Taxes, Duties and Licenses ASPA | 26,544.40 | 22,644.40 | 3,900.00 | - | 12 | 1 | 1 | 1 | 1 | 1 | 1 | 1 | 1 | 1 | 1 | 1 | 1 | 1 |
| 39 | Taxes, Duties and Licenses G4, PA | 33,234,008.00 | 33,234,008.00 | - | - | 12 | 1 | 1 | 1 | 1 | 1 | 1 | 1 | 1 | 1 | 1 | 1 | 1 | 1 |
| 45 | TOTAL | 33,436,402.40 | 33,373,702.40 | 7,300.00 | 55,400.00 | | | | | | | | | | | | | | |

Prepared By:


EMMANUEL P PRIVADO
COL GSC (QMS) PA
AC of S for Logistics G4

Approved By:


NOEL A COBALLES
Lieutenant General AFP
Commanding General, PA

HEADQUARTERS
PHILIPPINE ARMY
Fort andres Bonifacio, Metro Manila

Project Procurement Management Plan

PPMP Nr PA- 087-14 Fidelity Bonds Premuims


DATE: 26-Nov-13

| Line No | Activity | Amount | Mode of Procurement | | | qty/size | Schedule for Each Procurement Activity | | | | | | | | | | | | REMARKS |
|---------|------------------------------------|---------------------|------------------------|------------------|------------------|----------|--|-----|-----|-----|-----|-----|-----|-----|-----|-----|-----|-----|---------|
| | | | Direct Contracting (3) | Shopping (5) | Negotiated | | JAN | FEB | MAR | APR | MAY | JUN | JUL | AUG | SEP | OCT | NOV | DEC | |
| | | | | | | | Direct Contracting/Shopping/Negotiated - Scheduled Procurement | | | | | | | | | | | | |
| 1 | 2 | 3 | 6 | 8 | 12 | 14 | 15 | 16 | 17 | 18 | 19 | 20 | 21 | 22 | 23 | 24 | 25 | 26 | 27 |
| 19 | Fidelity Bonds Premuims TRADOC, PA | 8,000.00 | 8,000.00 | - | - | 12 | 1 | 1 | 1 | 1 | 1 | 1 | 1 | 1 | 1 | 1 | 1 | 1 | |
| 22 | Fidelity Bonds Premuims ASEOM, PA | 12,500.00 | - | - | 12,500.00 | 12 | 1 | 1 | 1 | 1 | 1 | 1 | 1 | 1 | 1 | 1 | 1 | 1 | |
| 23 | Fidelity Bonds Premuims HHSG, PA | 65,000.00 | - | 65,000.00 | - | 12 | 1 | 1 | 1 | 1 | 1 | 1 | 1 | 1 | 1 | 1 | 1 | 1 | |
| 36 | Fidelity Bonds Premuims G1, PA | 7,000,000.00 | 7,000,000.00 | - | - | 12 | 1 | 1 | 1 | 1 | 1 | 1 | 1 | 1 | 1 | 1 | 1 | 1 | |
| 45 | TOTAL | 7,085,500.00 | 7,008,000.00 | 65,000.00 | 12,500.00 | | | | | | | | | | | | | | |

Prepared By:

EMMANUEL P PRIVADO
COL GSC (QMS) PA
AC of S for Logistics G4

Approved By:


NOEL A COBALLES
Lieutenant General AFP
Commanding General, PA

HEADQUARTERS
PHILIPPINE ARMY
Fort andres Bonifacio, Metro Manila

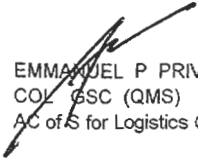
Project Procurement Management Plan

PPMP Nr PA-088-14 Insurance Expenses

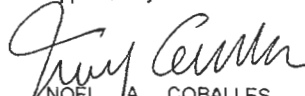
DATE: 26-Nov-13

| Line No | Activity | Amount | Mode of Procurement Direct Contracting (3) | qty/size | Schedule for Each Procurement Activity | | | | | | | | | | | | REMARKS |
|---------|---------------------------|----------------------|---|----------|--|-----|-----|-----|-----|-----|-----|-----|-----|-----|-----|-----|---------|
| | | | | | JAN | FEB | MAR | APR | MAY | JUN | JUL | AUG | SEP | OCT | NOV | DEC | |
| 1 | 2 | 3 | 6 | 14 | .15 | 16 | 17 | 18 | 19 | 20 | 21 | 22 | 23 | 24 | 25 | 26* | 27 |
| 33 | Insurance Expenses ASPA | 70,018.00 | 70,018.00 | 12 | 1 | 1 | 1 | 1 | 1 | 1 | 1 | 1 | 1 | 1 | 1 | 1 | |
| 39 | Insurance Expenses G4, PA | 36,386,879.99 | 36,386,879.99 | 12 | 1 | 1 | 1 | 1 | 1 | 1 | 1 | 1 | 1 | 1 | 1 | 1 | |
| 45 | TOTAL | 36,456,897.99 | 36,456,897.99 | | | | | | | | | | | | | | |

Prepared By:


EMMANUEL P PRIVADO
COL GSC (QMS) PA
AC of S for Logistics G4

Approved By:


NOEL A COBALLES
Lieutenant General AFP
Commanding General, PA

HEADQUARTERS
PHILIPPINE ARMY
Fort andres Bonifacio, Metro Manila

Project Procurement Management Plan

PPMP Nr PA-089-14

Labor and Wages

DATE 26-Nov-13

| Line No | Activity | Amount | Mode of Procurement | | | | Quantity/size | Schedule for Each Procurement Activity | | | | | | | | | | | | REMARKS | | |
|---------|----------------------------|----------------------|------------------------|-------------------|----------------------------|-------------------|-------------------|--|--|-----|-----|-----|-----|-----|-----|-----|-----|-----|-----|---------|-----|---|
| | | | Direct Contracting (3) | Shopping (5) | Negotiated Procurement (6) | | | Open | Direct Contracting/Shopping/Negotiated - Scheduled Procurement | | | | | | | | | | | | | |
| | | | | | 53.7 | 53.9 | | | JAN | FEB | MAR | APR | MAY | JUN | JUL | AUG | SEP | OCT | NOV | | DEC | |
| 1 | 2 | 3 | 6 | 8 | 11 | 12 | 13 | 14 | 15 | 16 | 17 | 18 | 19 | 20 | 21 | 22 | 23 | 24 | 25 | 26 | 27 | |
| 2 | Labor and Wages 1ID, PA | 4,000.00 | - | 4,000.00 | - | - | - | 12 | 1 | 1 | 1 | 1 | 1 | 1 | 1 | 1 | 1 | 1 | 1 | 1 | 1 | 1 |
| 3 | Labor and Wages 2ID, PA | 346,000.00 | 346,000.00 | - | - | - | - | 12 | 1 | 1 | 1 | 1 | 1 | 1 | 1 | 1 | 1 | 1 | 1 | 1 | 1 | 1 |
| 4 | Labor and Wages 3ID, PA | 334,000.00 | - | - | - | 334,000.00 | - | 12 | 1 | 1 | 1 | 1 | 1 | 1 | 1 | 1 | 1 | 1 | 1 | 1 | 1 | 1 |
| 6 | Labor and Wages 5ID, PA | 60,000.00 | 60,000.00 | - | - | - | - | 12 | 1 | 1 | 1 | 1 | 1 | 1 | 1 | 1 | 1 | 1 | 1 | 1 | 1 | 1 |
| 7 | Labor and Wages 6ID, PA | 588,000.00 | - | 588,000.00 | - | - | - | 12 | 1 | 1 | 1 | 1 | 1 | 1 | 1 | 1 | 1 | 1 | 1 | 1 | 1 | 1 |
| 10 | Labor and Wages 9ID, PA | 2,800.00 | - | - | - | - | 2,800.00 | 12 | 1 | 1 | 1 | 1 | 1 | 1 | 1 | 1 | 1 | 1 | 1 | 1 | 1 | 1 |
| 11 | Labor and Wages 10ID, PA | 330,000.00 | - | 330,000.00 | - | - | - | 12 | 1 | 1 | 1 | 1 | 1 | 1 | 1 | 1 | 1 | 1 | 1 | 1 | 1 | 1 |
| 13 | Labor and Wages 52EBde, PA | 72,000.00 | - | - | - | 72,000.00 | - | 12 | 1 | 1 | 1 | 1 | 1 | 1 | 1 | 1 | 1 | 1 | 1 | 1 | 1 | 1 |
| 17 | Labor and Wages SOCOM, PA | 11,100.00 | - | - | - | 11,100.00 | - | 12 | 1 | 1 | 1 | 1 | 1 | 1 | 1 | 1 | 1 | 1 | 1 | 1 | 1 | 1 |
| 19 | Labor and Wages TRADOC, PA | 182,100.00 | - | - | - | 182,100.00 | - | 12 | 1 | 1 | 1 | 1 | 1 | 1 | 1 | 1 | 1 | 1 | 1 | 1 | 1 | 1 |
| 27 | Labor and Wages FCPA | 168,000.00 | - | - | 168,000.00 | - | - | 12 | 1 | 1 | 1 | 1 | 1 | 1 | 1 | 1 | 1 | 1 | 1 | 1 | 1 | 1 |
| 29 | Labor and Wages AGSMO, PA | 1,200,000.00 | 1,200,000.00 | - | - | - | - | 12 | 1 | 1 | 1 | 1 | 1 | 1 | 1 | 1 | 1 | 1 | 1 | 1 | 1 | 1 |
| 30 | Labor and Wages OTIG | 324,000.00 | - | - | 324,000.00 | - | - | 12 | 1 | 1 | 1 | 1 | 1 | 1 | 1 | 1 | 1 | 1 | 1 | 1 | 1 | 1 |
| 31 | Labor and Wages MFO | 1,080,000.00 | 1,080,000.00 | - | - | - | - | 12 | 1 | 1 | 1 | 1 | 1 | 1 | 1 | 1 | 1 | 1 | 1 | 1 | 1 | 1 |
| 33 | Labor and Wages ASPA | 5,833,406.00 | - | - | 5,634,518.00 | - | 198,888.00 | 12 | 1 | 1 | 1 | 1 | 1 | 1 | 1 | 1 | 1 | 1 | 1 | 1 | 1 | 1 |
| 40 | Labor and Wages G5, PA | 1,584,000.00 | - | - | 1,584,000.00 | - | - | 12 | 1 | 1 | 1 | 1 | 1 | 1 | 1 | 1 | 1 | 1 | 1 | 1 | 1 | 1 |
| 42 | Labor and Wages G7, PA | 868,800.00 | - | - | 868,800.00 | - | - | 12 | 1 | 1 | 1 | 1 | 1 | 1 | 1 | 1 | 1 | 1 | 1 | 1 | 1 | 1 |
| 45 | TOTAL | 12,988,206.00 | 2,686,000.00 | 922,000.00 | 8,579,318.00 | 602,000.00 | 198,888.00 | | | | | | | | | | | | | | | |

Prepared By:

EMMANUEL P PRIVADO
COL SSC (QMS) PA
AC of S for Logistics G4

Approved By:

Noel A Coballes
NOEL A COBALLES
Lieutenant General AFP
Commanding General, PA

HEADQUARTERS
PHILIPPINE ARMY
Fort andres Bonifacio, Metro Manila

Project Procurement Management Plan

PPMP Nr PA- 090-14 Advertising Expenses

DATE 26-Nov-13

| Line No | Activity | Amount | Mode of Procurement | | | | | | Open | Qty/size | Schedule for Each Procurement Activity | | | | | | | | | | | | REMARKS |
|---------|--------------------------------|--------------|---------------------|----------------|--------------------|--------------|--------------|--|------|----------|--|-----|-----|-----|-----|-----|-----|-----|-----|-----|-----|----|---------|
| | | | Compe | Limited Source | Direct Contracting | Shopping (5) | Negotiated | Direct Contracting/Shopping/Negotiated - Scheduled Procurement | | | | | | | | | | | | | | | |
| | | | | | | | | JAN | | | FEB | MAR | APR | MAY | JUN | JUL | AUG | SEP | OCT | NOV | DEC | | |
| 1 | 2 | 3 | 4 | 5 | 6 | 8 | 12 | 13 | 14 | 15 | 16 | 17 | 18 | 19 | 20 | 21 | 22 | 23 | 24 | 25 | 26 | 27 | |
| 5 | Advertising Expenses 4ID, PA | - 92,800.00 | 0 | 0 | - | 92,800.00 | - | - | 12 | 1 | 1 | 1 | 1 | 1 | 1 | 1 | 1 | 1 | 1 | 1 | 1 | 1 | - |
| 6 | Advertising Expenses 5ID, PA | 110,000.00 | - | - | - | - | 110,000.00 | - | 12 | 1 | 1 | 1 | 1 | 1 | 1 | 1 | 1 | 1 | 1 | 1 | 1 | 1 | |
| 7 | Advertising Expenses 6ID, PA | 8,000.00 | 0 | 0 | 8,000.00 | - | - | - | 12 | 1 | 1 | 1 | 1 | 1 | 1 | 1 | 1 | 1 | 1 | 1 | 1 | 1 | |
| 9 | Advertising Expenses 8ID, PA | 34,400.00 | - | - | - | - | 34,400.00 | - | 12 | 1 | 1 | 1 | 1 | 1 | 1 | 1 | 1 | 1 | 1 | 1 | 1 | 1 | |
| 10 | Advertising Expenses 9ID, PA | 168,000.00 | 0 | 0 | - | - | 168,000.00 | - | 12 | 1 | 1 | 1 | 1 | 1 | 1 | 1 | 1 | 1 | 1 | 1 | 1 | 1 | |
| 22 | Advertising Expenses ASCOM, PA | 23,500.00 | - | - | - | 19,000.00 | 4,500.00 | - | 12 | 1 | 1 | 1 | 1 | 1 | 1 | 1 | 1 | 1 | 1 | 1 | 1 | 1 | |
| 39 | Advertising Expenses G4, PA | 800,000.00 | 0.00 | 0.00 | - | - | 800,000.00 | - | 12 | 1 | 1 | 1 | 1 | 1 | 1 | 1 | 1 | 1 | 1 | 1 | 1 | 1 | |
| 45 | TOTAL | 1,236,700.00 | - | - | 8,000.00 | 111,800.00 | 1,116,900.00 | - | | | | | | | | | | | | | | | |

Prepared By:

EMMANUEL P PRIVADO
COL, GSC (QMS) PA
AC of S for Logistics G4

Approved By:

NOEL A COBALLES
Lieutenant General AFP
Commanding General, PA

HEADQUARTERS
PHILIPPINE ARMY
Fort andres Bonifacio, Metro Manila

Project Procurement Management Plan

PPMP Nr PA- 091-14

Printing and Publication Expenses

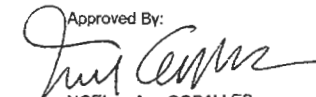
DATE: 26-Nov-13

| Line No | Activity | Amount | Mode of Procurement | | | | qty/size | Schedule for Each Procurement Activity | | | | | | | | | | | | REMARKS |
|---------|---|---------------|------------------------|--------------|----------------------------|--------------|----------|--|-----|-----|-----|-----|-----|-----|-----|-----|-----|-----|-----|---------|
| | | | Direct Contracting (3) | Shopping (5) | Negotiated Procurement (6) | | | JAN | FEB | MAR | APR | MAY | JUN | JUL | AUG | SEP | OCT | NOV | DEC | |
| | | | | | 53.5 | 53.9 | | | | | | | | | | | | | | |
| 1 | 2 | 3 | 6 | 8 | 9 | 12 | 14 | 15 | 16 | 17 | 18 | 19 | 20 | 21 | 22 | 23 | 24 | 25 | 26 | 27 |
| 3 | Printing and Publication Expenses 2ID, PA | 278,000.00 | 278,000.00 | - | - | - | 12 | 1 | 1 | 1 | 1 | 1 | 1 | 1 | 1 | 1 | 1 | 1 | 1 | 1 |
| 4 | Printing and Publication Expenses 3ID, PA | 374,800.00 | - | - | 374,800.00 | - | 12 | 1 | 1 | 1 | 1 | 1 | 1 | 1 | 1 | 1 | 1 | 1 | 1 | 1 |
| 5 | Printing and Publication Expenses 4ID, PA | 489,500.00 | - | 489,500.00 | - | - | 12 | 1 | 1 | 1 | 1 | 1 | 1 | 1 | 1 | 1 | 1 | 1 | 1 | 1 |
| 6 | Printing and Publication Expenses 5ID, PA | 41,000.00 | - | - | - | 41,000.00 | 12 | 1 | 1 | 1 | 1 | 1 | 1 | 1 | 1 | 1 | 1 | 1 | 1 | 1 |
| 7 | Printing and Publication Expenses 6ID, PA | 850,900.00 | - | 850,900.00 | - | - | 12 | 1 | 1 | 1 | 1 | 1 | 1 | 1 | 1 | 1 | 1 | 1 | 1 | 1 |
| 8 | Printing and Publication Expenses 7ID, PA | 62,000.00 | - | 62,000.00 | - | - | 12 | 1 | 1 | 1 | 1 | 1 | 1 | 1 | 1 | 1 | 1 | 1 | 1 | 1 |
| 9 | Printing and Publication Expenses 8ID, PA | 445,200.00 | - | - | - | 445,200.00 | 12 | 1 | 1 | 1 | 1 | 1 | 1 | 1 | 1 | 1 | 1 | 1 | 1 | 1 |
| 12 | Printing and Publication Expenses 51EBde, PA | 125,600.00 | - | - | - | 125,600.00 | 12 | 1 | 1 | 1 | 1 | 1 | 1 | 1 | 1 | 1 | 1 | 1 | 1 | 1 |
| 13 | Printing and Publication Expenses 52EBde, PA | 136,100.00 | - | - | - | 136,100.00 | 12 | 1 | 1 | 1 | 1 | 1 | 1 | 1 | 1 | 1 | 1 | 1 | 1 | 1 |
| 14 | Printing and Publication Expenses 53EBde, PA | 8,000.00 | - | 8,000.00 | - | - | 12 | 1 | 1 | 1 | 1 | 1 | 1 | 1 | 1 | 1 | 1 | 1 | 1 | 1 |
| 17 | Printing and Publication Expenses SOCOM, PA | 208,000.00 | - | - | - | 208,000.00 | 12 | 1 | 1 | 1 | 1 | 1 | 1 | 1 | 1 | 1 | 1 | 1 | 1 | 1 |
| 18 | Printing and Publication Expenses MID, PA | 286,000.00 | - | 286,000.00 | - | - | 12 | 1 | 1 | 1 | 1 | 1 | 1 | 1 | 1 | 1 | 1 | 1 | 1 | 1 |
| 19 | Printing and Publication Expenses TRADOC, PA | 50,242.00 | 50,242.00 | - | - | - | 12 | 1 | 1 | 1 | 1 | 1 | 1 | 1 | 1 | 1 | 1 | 1 | 1 | 1 |
| 20 | Printing and Publication Expenses AAR, PA | 23,000.00 | - | - | - | 23,000.00 | 12 | 1 | 1 | 1 | 1 | 1 | 1 | 1 | 1 | 1 | 1 | 1 | 1 | 1 |
| 21 | Printing and Publication Expenses ARESCOM, PA | 140,000.00 | 140,000.00 | - | - | - | 12 | 1 | 1 | 1 | 1 | 1 | 1 | 1 | 1 | 1 | 1 | 1 | 1 | 1 |
| 23 | Printing and Publication Expenses HHSG, PA | 212,000.00 | - | - | - | 212,000.00 | 12 | 1 | 1 | 1 | 1 | 1 | 1 | 1 | 1 | 1 | 1 | 1 | 1 | 1 |
| 26 | Printing and Publication Expenses CMOG, PA | 64,000.00 | 64,000.00 | - | - | - | 12 | 1 | 1 | 1 | 1 | 1 | 1 | 1 | 1 | 1 | 1 | 1 | 1 | 1 |
| 29 | Printing and Publication Expenses AGSMO, PA | 1,000,000.00 | - | - | - | 1,000,000.00 | 12 | 1 | 1 | 1 | 1 | 1 | 1 | 1 | 1 | 1 | 1 | 1 | 1 | 1 |
| 34 | Printing and Publication Expenses AIA | 331,000.00 | - | - | 331,000.00 | - | 12 | 1 | 1 | 1 | 1 | 1 | 1 | 1 | 1 | 1 | 1 | 1 | 1 | 1 |
| 36 | Printing and Publication Expenses G1, PA | 210,000.00 | - | - | - | 210,000.00 | 12 | 1 | 1 | 1 | 1 | 1 | 1 | 1 | 1 | 1 | 1 | 1 | 1 | 1 |
| 37 | Printing and Publication Expenses G2, PA | 446,000.00 | - | 446,000.00 | - | - | 12 | 1 | 1 | 1 | 1 | 1 | 1 | 1 | 1 | 1 | 1 | 1 | 1 | 1 |
| 38 | Printing and Publication Expenses G3, PA | 300,000.00 | - | - | - | 300,000.00 | 12 | 1 | 1 | 1 | 1 | 1 | 1 | 1 | 1 | 1 | 1 | 1 | 1 | 1 |
| 39 | Printing and Publication Expenses G4, PA | 130,000.00 | - | 130,000.00 | - | - | 12 | 1 | 1 | 1 | 1 | 1 | 1 | 1 | 1 | 1 | 1 | 1 | 1 | 1 |
| 42 | Printing and Publication Expenses G7, PA | 940,000.00 | - | - | - | 940,000.00 | 12 | 1 | 1 | 1 | 1 | 1 | 1 | 1 | 1 | 1 | 1 | 1 | 1 | 1 |
| 43 | Printing and Publication Expenses G8, PA | 4,500,000.00 | - | 4,500,000.00 | - | - | 12 | 1 | 1 | 1 | 1 | 1 | 1 | 1 | 1 | 1 | 1 | 1 | 1 | 1 |
| 45 | TOTAL | 11,651,342.00 | 532,242.00 | 6,772,400.00 | 705,800.00 | 3,640,900.00 | | | | | | | | | | | | | | |

Prepared By:

EMMANUEL P PRIVADO
COL/GSC (QMS) PA
AC of S for Logistics G4

Approved By:


NOEL A COBALLES
Lieutenant General AFP
Commanding General, PA

HEADQUARTERS
PHILIPPINE ARMY
Fort andres Bonifacio, Metro Manila

Project Procurement Management Plan

PPMP Nr PA- 092-14 Representation Expenses

DATE: 26-Nov-13

| Line No | Activity | Amount | Mode of Procurement | | | | Qty/size | Schedule for Each Procurement Activity | | | | | | | | | | | | REMARKS |
|---------|-------------------------------------|---------------|------------------------|---------------|----------------------------|---------------|----------|--|-----|-----|-----|-----|-----|-----|-----|-----|-----|-----|-----|---------|
| | | | Direct Contracting (3) | Shopping (5) | Negotiated Procurement (6) | | | JAN | FEB | MAR | APR | MAY | JUN | JUL | AUG | SEP | OCT | NOV | DEC | |
| | | | | | 53.5 | 53.9 | | | | | | | | | | | | | | |
| 1 | 2 | 3 | 6 | 8 | 9 | 12 | 14 | 15 | 16 | 17 | 18 | 19 | 20 | 21 | 22 | 23 | 24 | 25 | 26 | 27 |
| 2 | Representation Expenses 1ID, PA | 11,023,520.00 | - | 11,023,520.00 | - | - | 12 | 1 | 1 | 1 | 1 | 1 | 1 | 1 | 1 | 1 | 1 | 1 | 1 | 1 |
| 3 | Representation Expenses 2ID, PA | 7,820,550.00 | - | - | 7,820,550.00 | - | 12 | 1 | 1 | 1 | 1 | 1 | 1 | 1 | 1 | 1 | 1 | 1 | 1 | 1 |
| 4 | Representation Expenses 3ID, PA | 10,155,538.08 | - | 7,616,653.56 | 2,538,884.52 | - | 12 | 1 | 1 | 1 | 1 | 1 | 1 | 1 | 1 | 1 | 1 | 1 | 1 | 1 |
| 5 | Representation Expenses 4ID, PA | 7,322,095.00 | - | 7,322,095.00 | - | - | 12 | 1 | 1 | 1 | 1 | 1 | 1 | 1 | 1 | 1 | 1 | 1 | 1 | 1 |
| 6 | Representation Expenses 5ID, PA | 7,969,940.00 | - | - | - | 7,969,940.00 | 12 | 1 | 1 | 1 | 1 | 1 | 1 | 1 | 1 | 1 | 1 | 1 | 1 | 1 |
| 7 | Representation Expenses 6ID, PA | 28,000.00 | - | 28,000.00 | - | - | 12 | 1 | 1 | 1 | 1 | 1 | 1 | 1 | 1 | 1 | 1 | 1 | 1 | 1 |
| 8 | Representation Expenses 7ID, PA | 6,619,018.00 | - | - | - | 6,619,018.00 | 12 | 1 | 1 | 1 | 1 | 1 | 1 | 1 | 1 | 1 | 1 | 1 | 1 | 1 |
| 9 | Representation Expenses 8ID, PA | 3,700,972.00 | - | - | - | 3,700,972.00 | 12 | 1 | 1 | 1 | 1 | 1 | 1 | 1 | 1 | 1 | 1 | 1 | 1 | 1 |
| 10 | Representation Expenses 9ID, PA | 1,062,000.00 | - | - | - | 1,062,000.00 | 12 | 1 | 1 | 1 | 1 | 1 | 1 | 1 | 1 | 1 | 1 | 1 | 1 | 1 |
| 11 | Representation Expenses 10ID, PA | 8,096,160.00 | - | 8,096,160.00 | - | - | 24 | 2 | 2 | 2 | 2 | 2 | 2 | 2 | 2 | 2 | 2 | 2 | 2 | 2 |
| 12 | Representation Expenses 51EBde, PA | 3,386,538.80 | - | - | 3,386,538.80 | - | 12 | 1 | 1 | 1 | 1 | 1 | 1 | 1 | 1 | 1 | 1 | 1 | 1 | 1 |
| 13 | Representation Expenses 52EBde, PA | 1,953,700.00 | - | 1,953,700.00 | - | - | 12 | 1 | 1 | 1 | 1 | 1 | 1 | 1 | 1 | 1 | 1 | 1 | 1 | 1 |
| 14 | Representation Expenses 53EBde, PA | 1,940,912.00 | - | - | - | 1,940,912.00 | 12 | 1 | 1 | 1 | 1 | 1 | 1 | 1 | 1 | 1 | 1 | 1 | 1 | 1 |
| 17 | Representation Expenses SOCOM, PA | 2,939,220.00 | - | 2,939,220.00 | - | - | 12 | 1 | 1 | 1 | 1 | 1 | 1 | 1 | 1 | 1 | 1 | 1 | 1 | 1 |
| 18 | Representation Expenses MID, PA | 7,190,650.00 | - | 6,009,850.00 | 1,180,800.00 | - | 12 | 1 | 1 | 1 | 1 | 1 | 1 | 1 | 1 | 1 | 1 | 1 | 1 | 1 |
| 19 | Representation Expenses TRADOC, PA | 6,121,717.00 | - | - | - | 6,121,717.00 | 12 | 1 | 1 | 1 | 1 | 1 | 1 | 1 | 1 | 1 | 1 | 1 | 1 | 1 |
| 20 | Representation Expenses AAR, PA | 4,121,200.00 | - | - | 1,100,000.00 | 3,021,200.00 | 12 | 1 | 1 | 1 | 1 | 1 | 1 | 1 | 1 | 1 | 1 | 1 | 1 | 1 |
| 21 | Representation Expenses ARESCOM, PA | 6,091,256.82 | - | - | - | 6,091,256.82 | 12 | 1 | 1 | 1 | 1 | 1 | 1 | 1 | 1 | 1 | 1 | 1 | 1 | 1 |
| 22 | Representation Expenses ASCOM, PA | 5,283,285.92 | - | 3,880,285.92 | 372,500.00 | 1,030,500.00 | 12 | 1 | 1 | 1 | 1 | 1 | 1 | 1 | 1 | 1 | 1 | 1 | 1 | 1 |
| 23 | Representation Expenses HHSG, PA | 36,100,123.00 | 600,000.00 | 6,441,000.00 | 13,688,000.00 | 15,371,123.00 | 144 | 12 | 12 | 12 | 12 | 12 | 12 | 12 | 12 | 12 | 12 | 12 | 12 | 12 |
| 24 | Representation Expenses ISG, PA | 4,193,119.40 | - | 4,193,119.40 | - | - | 12 | 1 | 1 | 1 | 1 | 1 | 1 | 1 | 1 | 1 | 1 | 1 | 1 | 1 |
| 25 | Representation Expenses ASR, PA | 3,453,923.00 | - | 140,000.00 | - | 3,313,923.00 | 12 | 1 | 1 | 1 | 1 | 1 | 1 | 1 | 1 | 1 | 1 | 1 | 1 | 1 |
| 26 | Representation Expenses CMOG, PA | 2,937,993.33 | - | 799,259.33 | - | 2,138,734.00 | 12 | 1 | 1 | 1 | 1 | 1 | 1 | 1 | 1 | 1 | 1 | 1 | 1 | 1 |
| 27 | Representation Expenses FCPA | 4,819,484.00 | - | - | - | 4,819,484.00 | 12 | 1 | 1 | 1 | 1 | 1 | 1 | 1 | 1 | 1 | 1 | 1 | 1 | 1 |
| 28 | Representation Expenses APMC | 2,573,580.00 | - | 500,000.00 | 700,000.00 | 1,373,580.00 | 12 | 1 | 1 | 1 | 1 | 1 | 1 | 1 | 1 | 1 | 1 | 1 | 1 | 1 |
| 29 | Representation Expenses AGSMO, PA | 4,929,500.00 | - | - | 2,319,500.00 | 2,610,000.00 | 12 | 1 | 1 | 1 | 1 | 1 | 1 | 1 | 1 | 1 | 1 | 1 | 1 | 1 |
| 30 | Representation Expenses OTIG | 2,989,800.00 | - | - | - | 2,989,800.00 | 12 | 1 | 1 | 1 | 1 | 1 | 1 | 1 | 1 | 1 | 1 | 1 | 1 | 1 |
| 31 | Representation Expenses MFO | 7,998,000.00 | 7,676,000.00 | - | - | 322,000.00 | 12 | 1 | 1 | 1 | 1 | 1 | 1 | 1 | 1 | 1 | 1 | 1 | 1 | 1 |
| 32 | Representation Expenses APAO | 1,842,000.00 | - | - | - | 1,842,000.00 | 12 | 1 | 1 | 1 | 1 | 1 | 1 | 1 | 1 | 1 | 1 | 1 | 1 | 1 |
| 33 | Representation Expenses ASPA | 1,897,259.00 | - | 935,107.17 | 185,270.67 | 776,881.17 | 12 | 1 | 1 | 1 | 1 | 1 | 1 | 1 | 1 | 1 | 1 | 1 | 1 | 1 |
| 34 | Representation Expenses AIA | 3,170,968.24 | - | - | 3,170,968.24 | - | 12 | 1 | 1 | 1 | 1 | 1 | 1 | 1 | 1 | 1 | 1 | 1 | 1 | 1 |
| 35 | Representation Expenses ARMO | 7,776,632.23 | - | - | - | 7,776,632.23 | 12 | 1 | 1 | 1 | 1 | 1 | 1 | 1 | 1 | 1 | 1 | 1 | 1 | 1 |
| 36 | Representation Expenses G1, PA | 41,350,560.02 | 28,750,000.00 | - | 4,950,000.00 | 7,650,560.02 | 360 | 30 | 30 | 30 | 30 | 30 | 30 | 30 | 30 | 30 | 30 | 30 | 30 | 30 |
| 37 | Representation Expenses G2, PA | 16,036,340.00 | - | - | - | 16,036,340.00 | 48 | 4 | 4 | 4 | 4 | 4 | 4 | 4 | 4 | 4 | 4 | 4 | 4 | 4 |
| 38 | Representation Expenses G3, PA | 35,987,537.00 | - | - | - | 35,987,537.00 | 300 | 25 | 25 | 25 | 25 | 25 | 25 | 25 | 25 | 25 | 25 | 25 | 25 | 25 |
| 39 | Representation Expenses G4, PA | 9,655,600.00 | - | - | - | 9,655,600.00 | 12 | 1 | 1 | 1 | 1 | 1 | 1 | 1 | 1 | 1 | 1 | 1 | 1 | 1 |
| 40 | Representation Expenses G5, PA | 20,870,869.00 | - | - | 9,079,920.00 | 11,790,949.00 | 240 | 20 | 20 | 20 | 20 | 20 | 20 | 20 | 20 | 20 | 20 | 20 | 20 | 20 |

HEADQUARTERS
PHILIPPINE ARMY
Fort andres Bonifacio, Metro Manila

Project Procurement Management Plan

PPMP Nr PA- 093-14

Transportation and Delivery Expenses


DATE 26-Nov-13

| Line No | Activity | Amount | Mode of Procurement | | | qty/size | Schedule for Each Procurement Activity | | | | | | | | | | | | REMARKS |
|---------|--|---------------|-------------------------|--------------|---------------|----------|--|-----|-----|-----|-----|-----|-----|-----|-----|-----|-----|-----|---------|
| | | | Competitive Bidding (1) | Shopping (5) | Negotiated | | JAN | FEB | MAR | APR | MAY | JUN | JUL | AUG | SEP | OCT | NOV | DEC | |
| | | | | | | | Bidding/Shopping/Negotiated - Schedule Procurement | | | | | | | | | | | | |
| 1 | 2 | 3 | 4 | 8 | 12 | 14 | 15 | 16 | 17 | 18 | 19 | 20 | 21 | 22 | 23 | 24 | 25 | 26 | 27 |
| 2 | Transportation and Delivery Expenses 1ID, PA | 24,500.00 | - | 24,500.00 | - | 12 | 1 | 1 | 1 | 1 | 1 | 1 | 1 | 1 | 1 | 1 | 1 | 1 | |
| 4 | Transportation and Delivery Expenses 3ID, PA * | 12,000.00 | 0.00 | 12,000.00 | - | 12 | 1 | 1 | 1 | 1 | 1 | 1 | 1 | 1 | 1 | 1 | 1 | 1 | |
| 9 | Transportation and Delivery Expenses 8ID, PA | 26,500.00 | - | - | 26,500.00 | 12 | 1 | 1 | 1 | 1 | 1 | 1 | 1 | 1 | 1 | 1 | 1 | 1 | |
| 17 | Transportation and Delivery Expenses SOCOM, PA | 24,000.00 | 0 | 24,000.00 | - | 12 | 1 | 1 | 1 | 1 | 1 | 1 | 1 | 1 | 1 | 1 | 1 | 1 | |
| 19 | Transportation and Delivery Expenses TRADOC, PA | 12,000.00 | - | 12,000.00 | - | 12 | 1 | 1 | 1 | 1 | 1 | 1 | 1 | 1 | 1 | 1 | 1 | 1 | |
| 21 | Transportation and Delivery Expenses ARESCOM, PA | 26,000.00 | 0 | - | - | 12 | 1 | 1 | 1 | 1 | 1 | 1 | 1 | 1 | 1 | 1 | 1 | 1 | |
| 22 | Transportation and Delivery Expenses ASCOM, PA | 24,000.00 | - | 24,000.00 | - | 12 | 1 | 1 | 1 | 1 | 1 | 1 | 1 | 1 | 1 | 1 | 1 | 1 | |
| 24 | Transportation and Delivery Expenses ISG, PA | 8,000.00 | - | 8,000.00 | - | 12 | 1 | 1 | 1 | 1 | 1 | 1 | 1 | 1 | 1 | 1 | 1 | 1 | |
| 39 | Transportation and Delivery Expenses G4, PA | - | | | | 0 | | | | | | | | | | | | | |
| 40 | PCHT (Foreign) | 25,000,000.00 | 25,000,000.00 | - | - | 1 | | | | 1 | | | | | | | | | |
| 41 | PCHT (Local) | 15,450,000.00 | | | 15,450,000.00 | 20 | 20 | | | | | | | | | | | | |
| 42 | TOTAL | 40,607,000.00 | 25,000,000.00 | 104,500.00 | 15,476,500.00 | | | | | | | | | | | | | | |

Prepared By:

EMMANUEL P PRIVADO
COL GSC (QMS) PA
AC of S for Logistics G4

Approved By:


NOEL A COBALLES
Lieutenant General AFP
Commanding General, PA

HEADQUARTERS
PHILIPPINE ARMY
Fort andres Bonifacio, Metro Manila

Project Procurement Management Plan


PPMP Nr PA- 094-14

Rents- Building and Structures


DATE: 26-Nov-13

| Line No | Activity | Amount | Mode of Procurement | | | qty/size | Schedule for Each Procurement Activity | | | | | | | | | | | | REMARKS |
|---------|---|---------------------|---------------------|------------------|---------------------|----------|--|-----|-----|-----|-----|-----|-----|-----|-----|-----|-----|-----|---------|
| | | | Direct Contracting | Shopping (5) | Open | | Direct Contracting/Shopping/Negotiated - Scheduled Procurement | | | | | | | | | | | | |
| | | | | | | | JAN | FEB | MAR | APR | MAY | JUN | JUL | AUG | SEP | OCT | NOV | DEC | |
| 1 | 2 | 3 | 6 | 8 | 13 | 14 | 15 | 16 | 17 | 18 | 19 | 20 | 21 | 22 | 23 | 24 | 25 | 26 | 27 |
| 2 | Rents- Building and Structures 1ID, PA | 60,000.00 | - | 60,000.00 | - | 12 | 1 | 1 | 1 | 1 | 1 | 1 | 1 | 1 | 1 | 1 | 1 | 1 | 1 |
| 11 | Rents- Building and Structures 10ID, PA | 96,000.00 | 96,000.00 | - | - | 12 | 1 | 1 | 1 | 1 | 1 | 1 | 1 | 1 | 1 | 1 | 1 | 1 | 1 |
| 24 | Rents- Building and Structures ISG, PA | 1,974,000.00 | - | - | 1,974,000.00 | 12 | 1 | 1 | 1 | 1 | 1 | 1 | 1 | 1 | 1 | 1 | 1 | 1 | 1 |
| 45 | TOTAL | 2,130,000.00 | 96,000.00 | 60,000.00 | 1,974,000.00 | | | | | | | | | | | | | | |

Prepared By:


EMMANUEL P PRIVADO
COL GSC (QMS) PA
AC of S for Logistics G4

Approved By:


NOEL A COBALLES
Lieutenant General AFP
Commanding General, PA

HEADQUARTERS
PHILIPPINE ARMY
Fort andres Bonifacio, Metro Manila

Project Procurement Management Plan


PPMP Nr PA-095-14

Rents- Land


DATE: 26-Nov-13

| Line No | Activity | Amount | Mode of Procurement | qty/size | Schedule for Each Procurement Activity | | | | | | | | | | | | REMARKS |
|---------|----------------------|-------------------|---------------------|----------|--|-----|-----|-----|-----|-----|-----|-----|-----|-----|-----|-----|---------|
| | | | | | Direct Contracting (3) | JAN | FEB | MAR | APR | MAY | JUN | JUL | AUG | SEP | OCT | NOV | |
| 1 | 2 | 3 | 6 | 14 | 15 | 16 | 17 | 18 | 19 | 20 | 21 | 22 | 23 | 24 | 25 | 26 | 27 |
| 11 | Rents- Land 10ID, PA | 55,200.00 | 55,200.00 | 12 | 1 | 1 | 1 | 1 | 1 | 1 | 1 | 1 | 1 | 1 | 1 | 1 | 1 |
| 39 | Rents- Land G4, PA | 380,000.00 | 380,000.00 | 12 | 1 | 1 | 1 | 1 | 1 | 1 | 1 | 1 | 1 | 1 | 1 | 1 | 1 |
| 45 | TOTAL | 435,200.00 | 435,200.00 | | | | | | | | | | | | | | |

Prepared By:


EMMANUEL P PRIVADO
COL GSC (QMS) PA
AC of S for Logistics G4

Approved By:


NOEL A COBALLES
Lieutenant General AFP
Commanding General, PA

HEADQUARTERS
PHILIPPINE ARMY
Fort andres Bonifacio, Metro Manila

PPMP Nr PA-096-14 Rents- Motor Vehicles

Project Procurement Management Plan


DATE 26-Nov-13

| Line No | Activity | Amount | Mode of Procurement | | | Qty/size | Schedule for Each Procurement Activity | | | | | | | | | | | | REMARKS |
|---------|----------------------------------|-------------------|------------------------|-------------------|-------------------|----------|--|-----|-----|-----|-----|-----|-----|-----|-----|-----|-----|-----|---------|
| | | | Direct Contracting (3) | Shopping (5) | Negotiated | | JAN | FEB | MAR | APR | MAY | JUN | JUL | AUG | SEP | OCT | NOV | DEC | |
| 1 | 2 | 3 | 6 | 8 | 53.9 | | Direct Contracting/Shopping/Negotiated - Scheduled Procurement | | | | | | | | | | | | |
| 19 | Rents- Motor Vehicles TRADOC, PA | 58,500.00 | 58,500.00 | - | 12 | 14 | 15 | 16 | 17 | 18 | 19 | 20 | 21 | 22 | 23 | 24 | 25 | 26 | 27 |
| 28 | Rents- Motor Vehicles APMC - | 120,000.00 | - | 120,000.00 | - | 12 | 1 | 1 | 1 | 1 | 1 | 1 | 1 | 1 | 1 | 1 | 1 | 1 | 1 |
| 31 | Rents- Motor Vehicles MFO | 117,000.00 | - | - | 117,000.00 | 12 | 1 | 1 | 1 | 1 | 1 | 1 | 1 | 1 | 1 | 1 | 1 | 1 | 1 |
| 33 | Rents- Motor Vehicles ASPA | 7,000.00 | - | 7,000.00 | - | 12 | 1 | 1 | 1 | 1 | 1 | 1 | 1 | 1 | 1 | 1 | 1 | 1 | 1 |
| 36 | Rents- Motor Vehicles G1, PA | 25,000.00 | 25,000.00 | - | - | 12 | 1 | 1 | 1 | 1 | 1 | 1 | 1 | 1 | 1 | 1 | 1 | 1 | 1 |
| 37 | Rents- Motor Vehicles G2, PA | 348,000.00 | 348,000.00 | - | - | 12 | 1 | 1 | 1 | 1 | 1 | 1 | 1 | 1 | 1 | 1 | 1 | 1 | 1 |
| 41 | Rents- Motor Vehicles G6, PA | 100,000.00 | 100,000.00 | - | - | 12 | 1 | 1 | 1 | 1 | 1 | 1 | 1 | 1 | 1 | 1 | 1 | 1 | 1 |
| 45 | TOTAL | 775,500.00 | 531,500.00 | 127,000.00 | 117,000.00 | | | | | | | | | | | | | | |

Prepared By:

EMMANUEL P PRIVADO
COL ESC (QMS) PA
AC of S for Logistics G4

Approved By:


NOEL A COBALLES
Lieutenant General AFP
Commanding General, PA

HEADQUARTERS
PHILIPPINE ARMY
Fort andrés Bonifacio, Metro Manila

Project Procurement Management Plan

PPMP Nr PA- 097-14

Rents- Equipments

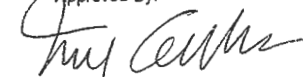
DATE: 26-Nov-13

| Line No | Activity | Amount | Mode of Procurement | | | | Qty/size | Schedule for Each Procurement Activity | | | | | | | | | | | | REMARKS | | | | |
|---------|------------------------------|--------------|------------------------|--------------|----------------------------|------------|--|--|-----|-----|-----|-----|-----|-----|-----|-----|-----|-----|-----|---------|----|----|----|----|
| | | | Direct Contracting (3) | Shopping (5) | Negotiated Procurement (6) | | | JAN | FEB | MAR | APR | MAY | JUN | JUL | AUG | SEP | OCT | NOV | DEC | | | | | |
| | | | | | 53.7 | 53.9 | | | | | | | | | | | | | | | 14 | 15 | 16 | 17 |
| 1 | 2 | 3 | 6 | 8 | 11 | 12 | Direct Contracting/Shopping/Negotiated - Scheduled Procurement | | | | | | | | | | | | | | | | | |
| 3 | Rents- Equipments 2ID, PA | 120,000.00 | 120,000.00 | - | - | - | 12 | 1 | 1 | 1 | 1 | 1 | 1 | 1 | 1 | 1 | 1 | 1 | 1 | 1 | 1 | 1 | 1 | |
| 4 | Rents- Equipments 3ID, PA | 4,000.00 | - | 4,000.00 | - | - | 12 | 1 | 1 | 1 | 1 | 1 | 1 | 1 | 1 | 1 | 1 | 1 | 1 | 1 | 1 | 1 | 1 | |
| 13 | Rents- Equipments 52EBde, PA | 39,000.00 | 39,000.00 | - | - | - | 12 | 1 | 1 | 1 | 1 | 1 | 1 | 1 | 1 | 1 | 1 | 1 | 1 | 1 | 1 | 1 | 1 | |
| 22 | Rents- Equipments ASCOM, PA | 173,920.00 | - | 13,920.00 | - | 160,000.00 | 12 | 1 | 1 | 1 | 1 | 1 | 1 | 1 | 1 | 1 | 1 | 1 | 1 | 1 | 1 | 1 | 1 | |
| 23 | Rents- Equipments HHSG, PA | 843,000.00 | 843,000.00 | - | - | - | 12 | 1 | 1 | 1 | 1 | 1 | 1 | 1 | 1 | 1 | 1 | 1 | 1 | 1 | 1 | 1 | 1 | |
| 27 | Rents- Equipments FCPA | 146,160.00 | - | - | 146,160.00 | - | 12 | 1 | 1 | 1 | 1 | 1 | 1 | 1 | 1 | 1 | 1 | 1 | 1 | 1 | 1 | 1 | 1 | |
| 28 | Rents- Equipments APMC | 636,000.00 | - | - | - | 636,000.00 | 12 | 1 | 1 | 1 | 1 | 1 | 1 | 1 | 1 | 1 | 1 | 1 | 1 | 1 | 1 | 1 | 1 | |
| 31 | Rents- Equipments MFO | 90,000.00 | - | - | - | 90,000.00 | 12 | 1 | 1 | 1 | 1 | 1 | 1 | 1 | 1 | 1 | 1 | 1 | 1 | 1 | 1 | 1 | 1 | |
| 35 | Rents- Equipments ARMO | 560,000.01 | 560,000.01 | - | - | - | 12 | 1 | 1 | 1 | 1 | 1 | 1 | 1 | 1 | 1 | 1 | 1 | 1 | 1 | 1 | 1 | 1 | |
| 36 | Rents- Equipments G1, PA | 1,170,000.00 | 1,170,000.00 | - | - | - | 12 | 1 | 1 | 1 | 1 | 1 | 1 | 1 | 1 | 1 | 1 | 1 | 1 | 1 | 1 | 1 | 1 | |
| 37 | Rents- Equipments G2, PA | 324,000.00 | 324,000.00 | - | - | - | 12 | 1 | 1 | 1 | 1 | 1 | 1 | 1 | 1 | 1 | 1 | 1 | 1 | 1 | 1 | 1 | 1 | |
| 38 | Rents- Equipments G3, PA | 161,000.00 | 161,000.00 | - | - | - | 12 | 1 | 1 | 1 | 1 | 1 | 1 | 1 | 1 | 1 | 1 | 1 | 1 | 1 | 1 | 1 | 1 | |
| 39 | Rents- Equipments G4, PA | 561,360.00 | 561,360.00 | - | - | - | 12 | 1 | 1 | 1 | 1 | 1 | 1 | 1 | 1 | 1 | 1 | 1 | 1 | 1 | 1 | 1 | 1 | |
| 42 | Rents- Equipments G7, PA | 150,000.00 | 150,000.00 | - | - | - | 12 | 1 | 1 | 1 | 1 | 1 | 1 | 1 | 1 | 1 | 1 | 1 | 1 | 1 | 1 | 1 | 1 | |
| 44 | Rents- Equipments G9, PA | 535,000.00 | - | 533,000.00 | - | - | 12 | 1 | 1 | 1 | 1 | 1 | 1 | 1 | 1 | 1 | 1 | 1 | 1 | 1 | 1 | 1 | 1 | |
| 45 | TOTAL | 5,517,440.01 | 3,934,360.01 | 550,920.00 | 146,160.00 | 886,000.00 | | | | | | | | | | | | | | | | | | |

Prepared By:

EMMANUEL P PRIVADO
COL GSC (QMS) PA
AC ofS for Logistics G4

Approved By:


NOEL A COBALLES
Lieutenant General AFP
Commanding General, PA

HEADQUARTERS
PHILIPPINE ARMY
Fort andres Bonifacio, Metro Manila

Project Procurement Management Plan

PPMP Nr PA- 098-14 Rents- Living Quarters

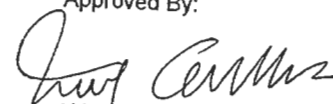
DATE 26-Nov-13

| Line No | Activity | Amount | Mode of Procurement | Qty/size | Schedule for Each Procurement Activity | | | | | | | | | | | | REMARKS | |
|---------|-------------------------------|---------------------|------------------------|----------|--|-----|-----|-----|-----|-----|-----|-----|-----|-----|-----|-----|---------|----|
| | | | | | JAN | FEB | MAR | APR | MAY | JUN | JUL | AUG | SEP | OCT | NOV | DEC | | |
| 1 | 2 | 3 | Direct Contracting (3) | 6 | 14 | 15 | 16 | 17 | 18 | 19 | 20 | 21 | 22 | 23 | 24 | 25 | 26 | 27 |
| 37 | Rents- Living Quarters G2, PA | 1,435,000.00 | 1,435,000.00 | 12 | 1 | 1 | 1 | 1 | 1 | 1 | 1 | 1 | 1 | 1 | 1 | 1 | 1 | 1 |
| 45 | TOTAL | 1,435,000.00 | 1,435,000.00 | | | | | | | | | | | | | | | |

Prepared By:

EMMANUEL P PRIVADO
COL GSC (QMS) PA
AC of S for Logistics G4

Approved By:


NOEL A COBALLES
Lieutenant General AFP
Commanding General, PA

HEADQUARTERS
PHILIPPINE ARMY
Fort andres Bonifacio, Metro Manila

Project Procurement Management Plan

PPMP Nr PA- 099-14

Membership Dues and Contributions to Organizations

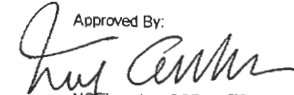
DATE: 26-Nov-13

| Line No | Activity | Amount | Mode of Procurement | | | | qty/size | Schedule for Each Procurement Activity | | | | | | | | | | | | REMARKS |
|---------|---|-------------------|-------------------------|-------------------|--------------------------|-----------------|----------|--|-----|-----|-----|-----|-----|-----|-----|-----|-----|-----|-----|---------|
| | | | Direct Contracting 6 | Shopping (5) 8 | Negotiated 53.9 12 | Open 13 | | JAN | FEB | MAR | APR | MAY | JUN | JUL | AUG | SEP | OCT | NOV | DEC | |
| | | | | | | | | Direct Contracting/Shopping/Negotiated - Scheduled Procurement | | | | | | | | | | | | |
| 1 | 2 | 3 | 6 | 8 | 12 | 13 | 14 | 15 | 16 | 17 | 18 | 19 | 20 | 21 | 22 | 23 | 24 | 25 | 26 | 27 |
| 3 | Membership Dues and Contributions to Organizations 2ID, PA | 6,000.00 | - | - | - | 6,000.00 | 12 | 1 | 1 | 1 | 1 | 1 | 1 | 1 | 1 | 1 | 1 | 1 | 1 | 1 |
| 4 | Membership Dues and Contributions to Organizations 3ID, PA | 35,000.00 | - | - | 35,000.00 | - | 12 | 1 | 1 | 1 | 1 | 1 | 1 | 1 | 1 | 1 | 1 | 1 | 1 | 1 |
| 19 | Membership Dues and Contributions to Organizations TRADOC, PA | 17,000.00 | 17,000.00 | - | - | - | 12 | 1 | 1 | 1 | 1 | 1 | 1 | 1 | 1 | 1 | 1 | 1 | 1 | 1 |
| 22 | Membership Dues and Contributions to Organizations ASCOM, PA | 38,500.00 | - | 38,500.00 | - | - | 12 | 1 | 1 | 1 | 1 | 1 | 1 | 1 | 1 | 1 | 1 | 1 | 1 | 1 |
| 23 | Membership Dues and Contributions to Organizations HHSG, PA | 8,000.00 | 8,000.00 | - | - | - | 12 | 1 | 1 | 1 | 1 | 1 | 1 | 1 | 1 | 1 | 1 | 1 | 1 | 1 |
| 33 | Membership Dues and Contributions to Organizations ASPA | 15,000.00 | 15,000.00 | - | - | - | 12 | 1 | 1 | 1 | 1 | 1 | 1 | 1 | 1 | 1 | 1 | 1 | 1 | 1 |
| 36 | Membership Dues and Contributions to Organizations G1, PA | 100,000.00 | - | - | 100,000.00 | - | 12 | 1 | 1 | 1 | 1 | 1 | 1 | 1 | 1 | 1 | 1 | 1 | 1 | 1 |
| 45 | TOTAL | 219,500.00 | 40,000.00 | 38,500.00 | 135,000.00 | 6,000.00 | | | | | | | | | | | | | | |

Prepared By:

EMMANUEL P PRIVADO
COL/ASC (QMS) PA
AG of S for Logistics G4

Approved By:


NOEL A COBALLES
Lieutenant General AFP
Commanding General, PA

HEADQUARTERS
PHILIPPINE ARMY
Fort andres Bonifacio, Metro Manila

Project Procurement Management Plan

PPMP Nr PA- 100-14 Subscription Expenses


DATE: 26-Nov-13

| Line No | Activity | Amount | Mode of Procurement | | | | qty/size | Schedule for Each Procurement Activity | | | | | | | | | | | | REMARKS |
|---------|-----------------------------------|--------------|------------------------|--------------|----------------------------|--------------|----------|--|-----|-----|-----|-----|-----|-----|-----|-----|-----|-----|-----|---------|
| | | | Direct Contracting (3) | Shopping (5) | Negotiated Procurement (6) | | | JAN | FEB | MAR | APR | MAY | JUN | JUL | AUG | SEP | OCT | NOV | DEC | |
| | | | | | 53.7 | 53.9 | | | | | | | | | | | | | | |
| 1 | 2 | 3 | 6 | 8 | 11 | 12 | 14 | 15 | 16 | 17 | 18 | 19 | 20 | 21 | 22 | 23 | 24 | 25 | 26 | 27 |
| 2 | Subscription Expenses 1ID, PA | 58,000.00 | 58,000.00 | - | - | - | 12 | 1 | 1 | 1 | 1 | 1 | 1 | 1 | 1 | 1 | 1 | 1 | 1 | 1 |
| 4 | Subscription Expenses 3ID, PA | 105,287.50 | 105,287.50 | - | - | - | 12 | 1 | 1 | 1 | 1 | 1 | 1 | 1 | 1 | 1 | 1 | 1 | 1 | 1 |
| 5 | Subscription Expenses 4ID, PA | 227,000.00 | - | 227,000.00 | - | - | 12 | 1 | 1 | 1 | 1 | 1 | 1 | 1 | 1 | 1 | 1 | 1 | 1 | 1 |
| 6 | Subscription Expenses 5ID, PA | 72,000.00 | - | - | - | 72,000.00 | 12 | 1 | 1 | 1 | 1 | 1 | 1 | 1 | 1 | 1 | 1 | 1 | 1 | 1 |
| 7 | Subscription Expenses 6ID, PA | 92,000.00 | 92,000.00 | - | - | - | 12 | 1 | 1 | 1 | 1 | 1 | 1 | 1 | 1 | 1 | 1 | 1 | 1 | 1 |
| 8 | Subscription Expenses 7ID, PA | 210,908.00 | - | - | - | 210,908.00 | 12 | 1 | 1 | 1 | 1 | 1 | 1 | 1 | 1 | 1 | 1 | 1 | 1 | 1 |
| 9 | Subscription Expenses 8ID, PA | 73,000.00 | - | - | - | 73,000.00 | 12 | 1 | 1 | 1 | 1 | 1 | 1 | 1 | 1 | 1 | 1 | 1 | 1 | 1 |
| 11 | Subscription Expenses 10ID, PA | 422,000.00 | - | - | - | 422,000.00 | 12 | 1 | 1 | 1 | 1 | 1 | 1 | 1 | 1 | 1 | 1 | 1 | 1 | 1 |
| 12 | Subscription Expenses 51EBde, PA | 21,552.00 | - | - | - | 21,552.00 | 12 | 1 | 1 | 1 | 1 | 1 | 1 | 1 | 1 | 1 | 1 | 1 | 1 | 1 |
| 17 | Subscription Expenses SOCOM, PA | 102,800.00 | - | 102,800.00 | - | - | 12 | 1 | 1 | 1 | 1 | 1 | 1 | 1 | 1 | 1 | 1 | 1 | 1 | 1 |
| 18 | Subscription Expenses MID, PA | 120,000.00 | - | - | - | 120,000.00 | 12 | 1 | 1 | 1 | 1 | 1 | 1 | 1 | 1 | 1 | 1 | 1 | 1 | 1 |
| 19 | Subscription Expenses TRADOC, PA | 144,700.00 | - | 144,700.00 | - | - | 12 | 1 | 1 | 1 | 1 | 1 | 1 | 1 | 1 | 1 | 1 | 1 | 1 | 1 |
| 20 | Subscription Expenses AAR, PA | 142,800.00 | - | - | - | 142,800.00 | 12 | 1 | 1 | 1 | 1 | 1 | 1 | 1 | 1 | 1 | 1 | 1 | 1 | 1 |
| 21 | Subscription Expenses ARESCOM, PA | 27,828.00 | - | - | - | 27,828.00 | 12 | 1 | 1 | 1 | 1 | 1 | 1 | 1 | 1 | 1 | 1 | 1 | 1 | 1 |
| 22 | Subscription Expenses ASCOM, PA | 662,800.00 | - | 662,800.00 | - | - | 12 | 1 | 1 | 1 | 1 | 1 | 1 | 1 | 1 | 1 | 1 | 1 | 1 | 1 |
| 23 | Subscription Expenses HHSG, PA | 147,600.00 | 111,600.00 | - | - | 36,000.00 | 12 | 1 | 1 | 1 | 1 | 1 | 1 | 1 | 1 | 1 | 1 | 1 | 1 | 1 |
| 24 | Subscription Expenses ISG, PA | 122,376.00 | 122,376.00 | - | - | - | 12 | 1 | 1 | 1 | 1 | 1 | 1 | 1 | 1 | 1 | 1 | 1 | 1 | 1 |
| 25 | Subscription Expenses ASR, PA | 54,000.00 | 54,000.00 | - | - | - | 12 | 1 | 1 | 1 | 1 | 1 | 1 | 1 | 1 | 1 | 1 | 1 | 1 | 1 |
| 27 | Subscription Expenses FCPA | 30,000.00 | - | - | 30,000.00 | - | 12 | 1 | 1 | 1 | 1 | 1 | 1 | 1 | 1 | 1 | 1 | 1 | 1 | 1 |
| 29 | Subscription Expenses AGSMO, PA | 18,000.00 | 18,000.00 | - | - | - | 12 | 1 | 1 | 1 | 1 | 1 | 1 | 1 | 1 | 1 | 1 | 1 | 1 | 1 |
| 31 | Subscription Expenses MFO | 36,000.00 | - | - | - | 36,000.00 | 12 | 1 | 1 | 1 | 1 | 1 | 1 | 1 | 1 | 1 | 1 | 1 | 1 | 1 |
| 33 | Subscription Expenses ASPA | 24,624.00 | 24,624.00 | - | - | - | 12 | 1 | 1 | 1 | 1 | 1 | 1 | 1 | 1 | 1 | 1 | 1 | 1 | 1 |
| 36 | Subscription Expenses G1, PA | 3,600.00 | 3,600.00 | - | - | - | 12 | 1 | 1 | 1 | 1 | 1 | 1 | 1 | 1 | 1 | 1 | 1 | 1 | 1 |
| 37 | Subscription Expenses G2, PA | 160,000.00 | - | 160,000.00 | - | - | 12 | 1 | 1 | 1 | 1 | 1 | 1 | 1 | 1 | 1 | 1 | 1 | 1 | 1 |
| 38 | Subscription Expenses G3, PA | 72,624.00 | - | 72,624.00 | - | - | 12 | 1 | 1 | 1 | 1 | 1 | 1 | 1 | 1 | 1 | 1 | 1 | 1 | 1 |
| 39 | Subscription Expenses G4, PA | 218,000.00 | - | - | - | 218,000.00 | 12 | 1 | 1 | 1 | 1 | 1 | 1 | 1 | 1 | 1 | 1 | 1 | 1 | 1 |
| 45 | TOTAL | 3,369,499.50 | 589,487.50 | 1,369,924.00 | 30,000.00 | 1,380,088.00 | | | | | | | | | | | | | | |

Prepared By:

EMMANUEL P PRIVADO
COL GSC (QMS) PA
AC of S for Logistics G4

Approved By:


NOEL A COBALLES
Lieutenant General AFP
Commanding General, PA

HEADQUARTERS
PHILIPPINE ARMY
Fort andres Bonifacio, Metro Manila

Project Procurement Management Plan

PPMP Nr PA- 101-14

Other Maintenance and Operating Expenses


DATE: 26-Nov-13

| Line No | Activity | Amount | Mode of Procurement | | | | | qty/size | Schedule for Each Procurement Activity | | | | | | | | | | | | REMARKS |
|---------|--|---------------|-------------------------|------------------------|---------------|----------------------------|---------------|----------|--|-----|-----|-----|-----|-----|-----|-----|-----|-----|-----|-----|---------|
| | | | Competitive Bidding (1) | Direct Contracting (3) | Shopping (5) | Negotiated Procurement (6) | | | JAN | FEB | MAR | APR | MAY | JUN | JUL | AUG | SEP | OCT | NOV | DEC | |
| | | | | | | 53.5 | 53.9 | | | | | | | | | | | | | | |
| 1 | 2 | 3 | 4 | 6 | 8 | 9 | 12 | 14 | 15 | 16 | 17 | 18 | 19 | 20 | 21 | 22 | 23 | 24 | 25 | 26 | 27 |
| 2 | Other Maintenance and Operating Expenses 1ID, PA | 14,000.00 | - | - | 14,000.00 | - | - | 12 | 1 | 1 | 1 | 1 | 1 | 1 | 1 | 1 | 1 | 1 | 1 | 1 | 1 |
| 3 | Other Maintenance and Operating Expenses 2ID, PA | 3,237,980.00 | 0 | - | 3,237,980.00 | - | - | 12 | 1 | 1 | 1 | 1 | 1 | 1 | 1 | 1 | 1 | 1 | 1 | 1 | 1 |
| 4 | Other Maintenance and Operating Expenses 3ID, PA | 2,220,934.50 | 0.00 | - | - | 2,220,934.50 | - | 12 | 1 | 1 | 1 | 1 | 1 | 1 | 1 | 1 | 1 | 1 | 1 | 1 | 1 |
| 5 | Other Maintenance and Operating Expenses 4ID, PA | 3,019,800.00 | 0 | - | 3,019,800.00 | - | - | 12 | 1 | 1 | 1 | 1 | 1 | 1 | 1 | 1 | 1 | 1 | 1 | 1 | 1 |
| 6 | Other Maintenance and Operating Expenses 5ID, PA | 804,752.00 | - | - | - | 804,752.00 | - | 12 | 1 | 1 | 1 | 1 | 1 | 1 | 1 | 1 | 1 | 1 | 1 | 1 | 1 |
| 8 | Other Maintenance and Operating Expenses 7ID, PA | 2,746,220.00 | - | - | 2,746,220.00 | - | - | 12 | 1 | 1 | 1 | 1 | 1 | 1 | 1 | 1 | 1 | 1 | 1 | 1 | 1 |
| 9 | Other Maintenance and Operating Expenses 8ID, PA | 920,800.00 | - | - | - | 920,800.00 | - | 12 | 1 | 1 | 1 | 1 | 1 | 1 | 1 | 1 | 1 | 1 | 1 | 1 | 1 |
| 10 | Other Maintenance and Operating Expenses 9ID, PA | 1,350,860.00 | 0 | - | - | 1,350,860.00 | - | 12 | 1 | 1 | 1 | 1 | 1 | 1 | 1 | 1 | 1 | 1 | 1 | 1 | 1 |
| 11 | Other Maintenance and Operating Expenses 10ID, PA | 351,400.00 | 0 | - | - | 351,400.00 | - | 12 | 1 | 1 | 1 | 1 | 1 | 1 | 1 | 1 | 1 | 1 | 1 | 1 | 1 |
| 12 | Other Maintenance and Operating Expenses 51EBde, PA | 32,000.00 | - | - | - | 32,000.00 | - | 12 | 1 | 1 | 1 | 1 | 1 | 1 | 1 | 1 | 1 | 1 | 1 | 1 | 1 |
| 13 | Other Maintenance and Operating Expenses 52EBde, PA | 1,044,750.00 | - | - | - | 1,044,750.00 | - | 12 | 1 | 1 | 1 | 1 | 1 | 1 | 1 | 1 | 1 | 1 | 1 | 1 | 1 |
| 14 | Other Maintenance and Operating Expenses 53EBde, PA | 150,000.00 | 0.00 | - | - | 150,000.00 | - | 12 | 1 | 1 | 1 | 1 | 1 | 1 | 1 | 1 | 1 | 1 | 1 | 1 | 1 |
| 17 | Other Maintenance and Operating Expenses SOCOM, PA | 2,787,863.00 | 0 | - | 2,787,863.00 | - | - | 12 | 1 | 1 | 1 | 1 | 1 | 1 | 1 | 1 | 1 | 1 | 1 | 1 | 1 |
| 18 | Other Maintenance and Operating Expenses MID, PA | 557,180.00 | - | - | 557,180.00 | - | - | 12 | 1 | 1 | 1 | 1 | 1 | 1 | 1 | 1 | 1 | 1 | 1 | 1 | 1 |
| 19 | Other Maintenance and Operating Expenses TRADOC, PA | 1,079,460.00 | - | - | 1,079,460.00 | - | - | 12 | 1 | 1 | 1 | 1 | 1 | 1 | 1 | 1 | 1 | 1 | 1 | 1 | 1 |
| 20 | Other Maintenance and Operating Expenses AAR, PA | 661,000.00 | - | - | 105,000.00 | - | 556,000.00 | 12 | 1 | 1 | 1 | 1 | 1 | 1 | 1 | 1 | 1 | 1 | 1 | 1 | 1 |
| 21 | Other Maintenance and Operating Expenses ARESCOM, PA | 2,863,215.90 | 0 | - | - | 2,863,215.90 | - | 12 | 1 | 1 | 1 | 1 | 1 | 1 | 1 | 1 | 1 | 1 | 1 | 1 | 1 |
| 22 | Other Maintenance and Operating Expenses ASCOM, PA | 3,263,787.00 | - | - | 2,182,003.00 | 516,500.00 | 565,284.00 | 12 | 1 | 1 | 1 | 1 | 1 | 1 | 1 | 1 | 1 | 1 | 1 | 1 | 1 |
| 23 | Other Maintenance and Operating Expenses HHSG, PA | 5,068,765.00 | 0 | - | 23,200.00 | - | 5,045,565.00 | 12 | 1 | 1 | 1 | 1 | 1 | 1 | 1 | 1 | 1 | 1 | 1 | 1 | 1 |
| 24 | Other Maintenance and Operating Expenses ISG, PA | 1,136,700.00 | - | - | - | - | 1,136,700.00 | 12 | 1 | 1 | 1 | 1 | 1 | 1 | 1 | 1 | 1 | 1 | 1 | 1 | 1 |
| 25 | Other Maintenance and Operating Expenses ASR, PA | 386,000.00 | - | - | - | - | 386,000.00 | 12 | 1 | 1 | 1 | 1 | 1 | 1 | 1 | 1 | 1 | 1 | 1 | 1 | 1 |
| 26 | Other Maintenance and Operating Expenses CMOG, PA | 237,700.00 | - | - | - | - | 297,700.00 | 12 | 1 | 1 | 1 | 1 | 1 | 1 | 1 | 1 | 1 | 1 | 1 | 1 | 1 |
| 27 | Other Maintenance and Operating Expenses FCPA | 1,515,080.00 | - | - | - | 1,515,080.00 | - | 12 | 1 | 1 | 1 | 1 | 1 | 1 | 1 | 1 | 1 | 1 | 1 | 1 | 1 |
| 28 | Other Maintenance and Operating Expenses APMC | 110,900.00 | 0 | - | - | - | 110,000.00 | 12 | 1 | 1 | 1 | 1 | 1 | 1 | 1 | 1 | 1 | 1 | 1 | 1 | 1 |
| 30 | Other Maintenance and Operating Expenses OTIG | 444,000.00 | 0 | - | - | - | 444,000.00 | 12 | 1 | 1 | 1 | 1 | 1 | 1 | 1 | 1 | 1 | 1 | 1 | 1 | 1 |
| 31 | Other Maintenance and Operating Expenses MFO | 315,000.00 | 0 | 180,000.00 | 70,000.00 | - | 65,000.00 | 12 | 1 | 1 | 1 | 1 | 1 | 1 | 1 | 1 | 1 | 1 | 1 | 1 | 1 |
| 33 | Other Maintenance and Operating Expenses ASPA | 1,638,944.24 | - | - | 1,504,664.24 | - | 134,280.00 | 12 | 1 | 1 | 1 | 1 | 1 | 1 | 1 | 1 | 1 | 1 | 1 | 1 | 1 |
| 35 | Other Maintenance and Operating Expenses ARMO | 627,594.00 | 0.00 | - | - | - | 627,594.00 | 12 | 1 | 1 | 1 | 1 | 1 | 1 | 1 | 1 | 1 | 1 | 1 | 1 | 1 |
| 36 | Other Maintenance and Operating Expenses G1, PA | 6,602,714.00 | 0.00 | - | - | - | 6,602,714.00 | 12 | 1 | 1 | 1 | 1 | 1 | 1 | 1 | 1 | 1 | 1 | 1 | 1 | 1 |
| 37 | Other Maintenance and Operating Expenses G2, PA | 785,000.00 | - | - | - | - | 785,000.00 | 12 | 1 | 1 | 1 | 1 | 1 | 1 | 1 | 1 | 1 | 1 | 1 | 1 | 1 |
| 38 | Other Maintenance and Operating Expenses G3, PA | 20,489,770.55 | 0 | - | 2,555,141.00 | - | 17,934,629.55 | 12 | 1 | 1 | 1 | 1 | 1 | 1 | 1 | 1 | 1 | 1 | 1 | 1 | 1 |
| 39 | Other Maintenance and Operating Expenses G4, PA | 6,410,978.00 | - | - | - | - | 6,410,978.00 | 0 | | | | | | | | | | | | | |
| 40 | Procurement of Meal Ready to Eat (MRE) | 1,000,000.00 | 1,000,000.00 | - | - | - | - | 1 | | | | | | | | | | | | | |
| 42 | Other Maintenance and Operating Expenses G6, PA | 1,338,000.00 | 0.00 | - | - | - | 1,338,000.00 | 12 | 1 | 1 | 1 | 1 | 1 | 1 | 1 | 1 | 1 | 1 | 1 | 1 | 1 |
| 43 | Other Maintenance and Operating Expenses G7, PA | 270,000.00 | 0 | - | - | - | 270,000.00 | 12 | 1 | 1 | 1 | 1 | 1 | 1 | 1 | 1 | 1 | 1 | 1 | 1 | 1 |
| 44 | Other Maintenance and Operating Expenses G8, PA | 6,175,000.00 | - | - | 3,507,500.00 | 2,667,500.00 | - | 12 | 1 | 1 | 1 | 1 | 1 | 1 | 1 | 1 | 1 | 1 | 1 | 1 | 1 |
| 45 | Other Maintenance and Operating Expenses G9, PA | 1,656,000.00 | - | - | 1,656,000.00 | - | - | 12 | 1 | 1 | 1 | 1 | 1 | 1 | 1 | 1 | 1 | 1 | 1 | 1 | 1 |
| 46 | TOTAL | 83,373,248.19 | 1,000,000.00 | 180,000.00 | 25,046,011.24 | 6,920,014.50 | 50,227,222.45 | | | | | | | | | | | | | | |

Prepared By:

EMMANUEL P PRIVADO
COL, GSC (QMS) PA
AC of S for Logistics G4

Approved By:


NOEL A COBALLES
Lieutenant General AFP
Commanding General, PA

HEADQUARTERS
PHILIPPINE ARMY
Fort andres Bonifacio, Metro Manila

Project Procurement Management Plan

PPMP Nr PA- 102-14

Combat Expenses

DATE 26-Nov-13

| Line No | Activity | Amount | Mode of Procurement | | qty/size | Schedule for Each Procurement Activity | | | | | | | | | | | | REMARKS |
|---------|----------------------------|-----------------------|-----------------------|----------------------------|-----------|---|----------|----------|----------|----------|----------|----------|----------|----------|----------|----------|----------|----------|
| | | | Shopping (5) | Negotiated Procurement (6) | | JAN | FEB | MAR | APR | MAY | JUN | JUL | AUG | SEP | OCT | NOV | DEC | |
| | | | | | | Shopping/Negotiated - Scheduled Procurement | | | | | | | | | | | | |
| 1 | 2. | 3 | 8 | 53.9 | 14 | 15 | 16 | 17 | 18 | 19 | 20 | 21 | 22 | 23 | 24 | 25 | 26 | 27 |
| 2 | Combat Expenses 1ID, PA | 23,200,000.00 | 23,200,000.00 | - | 12 | 1 | 1 | 1 | 1 | 1 | 1 | 1 | 1 | 1 | 1 | 1 | 1 | 1 |
| 3 | Combat Expenses 2ID, PA | 20,800,000.00 | 20,800,000.00 | - | 12 | 1 | 1 | 1 | 1 | 1 | 1 | 1 | 1 | 1 | 1 | 1 | 1 | 1 |
| 4 | Combat Expenses 3ID, PA | 18,800,000.00 | 18,800,000.00 | - | 12 | 1 | 1 | 1 | 1 | 1 | 1 | 1 | 1 | 1 | 1 | 1 | 1 | 1 |
| 5 | Combat Expenses 4ID, PA | 17,016,324.00 | 17,016,324.00 | - | 12 | 1 | 1 | 1 | 1 | 1 | 1 | 1 | 1 | 1 | 1 | 1 | 1 | 1 |
| 6 | Combat Expenses 5ID, PA | 18,532,000.00 | - | 18,532,000.00 | 12 | 1 | 1 | 1 | 1 | 1 | 1 | 1 | 1 | 1 | 1 | 1 | 1 | 1 |
| 7 | Combat Expenses 6ID, PA | 17,534,473.88 | 17,534,473.88 | - | 12 | 1 | 1 | 1 | 1 | 1 | 1 | 1 | 1 | 1 | 1 | 1 | 1 | 1 |
| 8 | Combat Expenses 7ID, PA | 21,200,000.00 | 21,200,000.00 | - | 12 | 1 | 1 | 1 | 1 | 1 | 1 | 1 | 1 | 1 | 1 | 1 | 1 | 1 |
| 9 | Combat Expenses 8ID, PA | 22,400,000.00 | - | 22,400,000.00 | 12 | 1 | 1 | 1 | 1 | 1 | 1 | 1 | 1 | 1 | 1 | 1 | 1 | 1 |
| 10 | Combat Expenses 9ID, PA | 19,200,000.00 | 19,200,000.00 | - | 12 | 1 | 1 | 1 | 1 | 1 | 1 | 1 | 1 | 1 | 1 | 1 | 1 | 1 |
| 11 | Combat Expenses 10ID, PA | 22,000,000.00 | 22,000,000.00 | - | 12 | 1 | 1 | 1 | 1 | 1 | 1 | 1 | 1 | 1 | 1 | 1 | 1 | 1 |
| 12 | Combat Expenses 51EBde, PA | 2,800,000.00 | 2,800,000.00 | - | 12 | 1 | 1 | 1 | 1 | 1 | 1 | 1 | 1 | 1 | 1 | 1 | 1 | 1 |
| 13 | Combat Expenses 52EBde, PA | 2,800,000.00 | 2,800,000.00 | - | 12 | 1 | 1 | 1 | 1 | 1 | 1 | 1 | 1 | 1 | 1 | 1 | 1 | 1 |
| 14 | Combat Expenses 53EBde, PA | 1,907,500.00 | 1,907,500.00 | - | 12 | 1 | 1 | 1 | 1 | 1 | 1 | 1 | 1 | 1 | 1 | 1 | 1 | 1 |
| 17 | Combat Expenses SOCOM, PA | 21,200,000.00 | 21,200,000.00 | - | 12 | 1 | 1 | 1 | 1 | 1 | 1 | 1 | 1 | 1 | 1 | 1 | 1 | 1 |
| 18 | Combat Expenses MID, PA | 16,400,000.00 | 16,400,000.00 | - | 12 | 1 | 1 | 1 | 1 | 1 | 1 | 1 | 1 | 1 | 1 | 1 | 1 | 1 |
| 20 | Combat Expenses AAR, PA | 9,349,000.00 | 9,349,000.00 | - | 12 | 1 | 1 | 1 | 1 | 1 | 1 | 1 | 1 | 1 | 1 | 1 | 1 | 1 |
| 22 | Combat Expenses ASCOM, PA | 576,000.00 | 576,000.00 | - | 12 | 1 | 1 | 1 | 1 | 1 | 1 | 1 | 1 | 1 | 1 | 1 | 1 | 1 |
| 24 | Combat Expenses ISG, PA | 18,796,500.00 | 18,796,500.00 | - | 12 | 1 | 1 | 1 | 1 | 1 | 1 | 1 | 1 | 1 | 1 | 1 | 1 | 1 |
| 25 | Combat Expenses ASR, PA | 3,575,500.00 | 3,575,500.00 | - | 12 | 1 | 1 | 1 | 1 | 1 | 1 | 1 | 1 | 1 | 1 | 1 | 1 | 1 |
| 26 | Combat Expenses CMOG, PA | 783,400.00 | 783,400.00 | - | 12 | 1 | 1 | 1 | 1 | 1 | 1 | 1 | 1 | 1 | 1 | 1 | 1 | 1 |
| 45 | TOTAL | 278,870,697.88 | 237,938,697.88 | 40,932,000.00 | 12 | 1 | 1 | 1 | 1 | 1 | 1 | 1 | 1 | 1 | 1 | 1 | 1 | 1 |

Prepared By:

EMMANUEL P PRIVADO
COL GSC (QMS) PA
AC of S for Logistics G4

Approved By:

NOELL A COBALLES
Lieutenant General AFP
Commanding General, PA

HEADQUARTERS
PHILIPPINE ARMY
Fort andres Bonifacio, Metro Manila

Project Procurement Management Plan

PPMP Nr PA- 103-14

APF Expenses

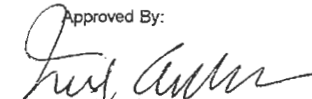
DATE: 26-Nov-13

| Line No | Activity | Amount | Mode of Procurement | | | | Schedule for Each Procurement Activity | REMARKS | | | | | | | | | | | | |
|---|--------------------------|----------------|---------------------|----------------------------|---------------|--------------|--|---------|-----|-----|-----|-----|-----|-----|-----|-----|-----|-----|----|----|
| | | | Shopping (5) | Negotiated Procurement (6) | | Open | | | | | | | | | | | | | | |
| | | | | 53.5 | 53.9 | | | | | | | | | | | | | | | |
| Shopping/Negotiated - Scheduled Procurement | | | | | | | | | | | | | | | | | | | | |
| | | | | | | | JAN | FEB | MAR | APR | MAY | JUN | JUL | AUG | SEP | OCT | NOV | DEC | | |
| 1 | 2 | 3 | 8 | 9 | 12 | 13 | 14 | 15 | 16 | 17 | 18 | 19 | 20 | 21 | 22 | 23 | 24 | 25 | 26 | 27 |
| 2 | APF Expenses 11D, PA | 7,180,000.00 | 7,180,000.00 | - | - | - | 48 | 4 | 4 | 4 | 4 | 4 | 4 | 4 | 4 | 4 | 4 | 4 | 4 | 4 |
| 3 | APF Expenses 21D, PA | 4,960,000.00 | 4,960,000.00 | - | - | - | 48 | 4 | 4 | 4 | 4 | 4 | 4 | 4 | 4 | 4 | 4 | 4 | 4 | 4 |
| 4 | APF Expenses 31D, PA | 4,360,000.00 | 4,360,000.00 | - | - | - | 48 | 4 | 4 | 4 | 4 | 4 | 4 | 4 | 4 | 4 | 4 | 4 | 4 | 4 |
| 5 | APF Expenses 41D, PA | 4,760,000.00 | 4,760,000.00 | - | - | - | 48 | 4 | 4 | 4 | 4 | 4 | 4 | 4 | 4 | 4 | 4 | 4 | 4 | 4 |
| 6 | APF Expenses 51D, PA | 4,360,000.00 | - | - | 4,360,000.00 | - | 48 | 4 | 4 | 4 | 4 | 4 | 4 | 4 | 4 | 4 | 4 | 4 | 4 | 4 |
| 7 | APF Expenses 61D, PA | 5,660,000.00 | 5,660,000.00 | - | - | - | 48 | 4 | 4 | 4 | 4 | 4 | 4 | 4 | 4 | 4 | 4 | 4 | 4 | 4 |
| 8 | APF Expenses 71D, PA | 4,960,000.00 | 4,960,000.00 | - | - | - | 48 | 4 | 4 | 4 | 4 | 4 | 4 | 4 | 4 | 4 | 4 | 4 | 4 | 4 |
| 9 | APF Expenses 81D, PA | 5,160,000.00 | - | - | 5,160,000.00 | - | 48 | 4 | 4 | 4 | 4 | 4 | 4 | 4 | 4 | 4 | 4 | 4 | 4 | 4 |
| 10 | APF Expenses 91D, PA | 4,360,000.00 | 4,360,000.00 | - | - | - | 48 | 4 | 4 | 4 | 4 | 4 | 4 | 4 | 4 | 4 | 4 | 4 | 4 | 4 |
| 11 | APF Expenses 101D, PA | 6,180,000.00 | 6,180,000.00 | - | - | - | 48 | 4 | 4 | 4 | 4 | 4 | 4 | 4 | 4 | 4 | 4 | 4 | 4 | 4 |
| 12 | APF Expenses 51EBde, PA | 3,200,000.00 | - | - | 3,200,000.00 | - | 48 | 4 | 4 | 4 | 4 | 4 | 4 | 4 | 4 | 4 | 4 | 4 | 4 | 4 |
| 13 | APF Expenses 52EBde, PA | 2,800,000.00 | 2,800,000.00 | - | - | - | 48 | 4 | 4 | 4 | 4 | 4 | 4 | 4 | 4 | 4 | 4 | 4 | 4 | 4 |
| 14 | APF Expenses 53EBde, PA | 2,000,000.00 | 2,000,000.00 | - | - | - | 48 | 4 | 4 | 4 | 4 | 4 | 4 | 4 | 4 | 4 | 4 | 4 | 4 | 4 |
| 17 | APF Expenses SOCOM, PA | 4,060,000.00 | 4,060,000.00 | - | - | - | 48 | 4 | 4 | 4 | 4 | 4 | 4 | 4 | 4 | 4 | 4 | 4 | 4 | 4 |
| 18 | APF Expenses MID, PA | 4,120,000.00 | 4,120,000.00 | - | - | - | 48 | 4 | 4 | 4 | 4 | 4 | 4 | 4 | 4 | 4 | 4 | 4 | 4 | 4 |
| 19 | APF Expenses TRADOC, PA | 2,440,000.00 | 2,440,000.00 | - | - | - | 48 | 4 | 4 | 4 | 4 | 4 | 4 | 4 | 4 | 4 | 4 | 4 | 4 | 4 |
| 20 | APF Expenses AAR, PA | 2,960,000.00 | 2,960,000.00 | - | - | - | 48 | 4 | 4 | 4 | 4 | 4 | 4 | 4 | 4 | 4 | 4 | 4 | 4 | 4 |
| 21 | APF Expenses ARESCOM, PA | 1,120,000.00 | - | - | 1,120,000.00 | - | 48 | 4 | 4 | 4 | 4 | 4 | 4 | 4 | 4 | 4 | 4 | 4 | 4 | 4 |
| 22 | APF Expenses ASCOM, PA | 4,000,000.00 | 2,450,000.00 | - | 1,550,000.00 | - | 48 | 4 | 4 | 4 | 4 | 4 | 4 | 4 | 4 | 4 | 4 | 4 | 4 | 4 |
| 23 | APF Expenses HHSG, PA | 280,000.00 | - | - | 280,000.00 | - | 48 | 4 | 4 | 4 | 4 | 4 | 4 | 4 | 4 | 4 | 4 | 4 | 4 | 4 |
| 24 | APF Expenses ISG, PA | 3,400,000.00 | 3,400,000.00 | - | - | - | 48 | 4 | 4 | 4 | 4 | 4 | 4 | 4 | 4 | 4 | 4 | 4 | 4 | 4 |
| 25 | APF Expenses ASR, PA | 1,360,000.00 | 1,360,000.00 | - | - | - | 48 | 4 | 4 | 4 | 4 | 4 | 4 | 4 | 4 | 4 | 4 | 4 | 4 | 4 |
| 26 | APF Expenses CMOG, PA | 360,000.00 | 360,000.00 | - | - | - | 48 | 4 | 4 | 4 | 4 | 4 | 4 | 4 | 4 | 4 | 4 | 4 | 4 | 4 |
| 36 | APF Expenses G1, PA | 15,000,000.00 | 15,000,000.00 | - | - | - | 48 | 4 | 4 | 4 | 4 | 4 | 4 | 4 | 4 | 4 | 4 | 4 | 4 | 4 |
| 37 | APF Expenses G2, PA | 2,000,000.00 | 2,000,000.00 | - | - | - | 48 | 4 | 4 | 4 | 4 | 4 | 4 | 4 | 4 | 4 | 4 | 4 | 4 | 4 |
| 39 | APF Expenses G4, PA | 50,000,000.00 | - | - | 50,000,000.00 | - | 360 | 30 | 30 | 30 | 30 | 30 | 30 | 30 | 30 | 30 | 30 | 30 | 30 | 30 |
| 41 | APF Expenses G6, PA | 3,000,000.00 | 1,500,000.00 | - | - | 1,500,000.00 | 48 | 4 | 4 | 4 | 4 | 4 | 4 | 4 | 4 | 4 | 4 | 4 | 4 | 4 |
| 42 | APF Expenses G7, PA | 2,000,000.00 | - | - | 2,000,000.00 | - | 48 | 4 | 4 | 4 | 4 | 4 | 4 | 4 | 4 | 4 | 4 | 4 | 4 | 4 |
| 43 | APF Expenses G8, PA | 10,000,000.00 | 5,000,000.00 | 5,000,000.00 | - | - | 48 | 4 | 4 | 4 | 4 | 4 | 4 | 4 | 4 | 4 | 4 | 4 | 4 | 4 |
| 45 | TOTAL | 166,040,000.00 | 91,870,000.00 | 5,000,000.00 | 67,670,000.00 | 1,500,000.00 | | | | | | | | | | | | | | |

Prepared By:

EMMANUEL P PRIVADO
COL GSC (QMS) PA
AC of S for Logistics G4

Approved By:


NOEL A COBALLES
Lieutenant General AFP
Commanding General, PA