

HEADQUARTERS
ARMED FORCES OF THE PHILIPPINES PROCUREMENT SERVICE
Camp General Emilio Aguinaldo, Quezon City

23 JAN 2018

AFPPSX

SUBJECT: Agency Procurement Compliance and Performance Indicators (APCPI)

TO: Chief of Staff, AFP
Post
(Attn: DCS for Logistics, J4)

1. References:

- a. OASAIL, DND Requirement.
- b. GPPB Consolidated Procurement Monitoring Report.

2. In compliance to the above, respectfully submitted is the Consolidated Procurement Monitoring Report (CPMR) of Programs 1, 2, 3 and 4 based on the GPPB's standard format undertaken by this Service, covering the period from 01 January to 31 December 2017.

3. For Information and reference.

[Signature]
ERNESTO T. LOPENA
BGEN AFP
Commander



ODCS LOG. DIV
RECEIVED
W. MOROS
JAN 23 2018 1420H

ANNEX B
GOVERNMENT PROCUREMENT POLICY BOARD
CONSOLIDATED PROCUREMENT MONITORING REPORT
(Page 1 of 2)

Name of Agency: AFP Procurement Service

Period Covered: 01 Jan - 31 Dec 2017

Program 1

	Total Amount of Approved APP	Total Number of Procurement Activities	No. of Contracts Awarded	Total Amount of Contracts Awarded	No. of Failed Biddings	Total No. of Entities who Acquired Bid Docs	Total No. of Bidders who Submitted Bids	Total No. of Bidders who passed Eligibility Stage	No. of Bid Opportunities Posted at PhilGEPS	No. of Contract Award Posted at PhilGEPS
Column 1	Column 2	Column 3	Column 4	Column 5	Column 6	Column 7	Column 8	Column 9	Column 10	Column 11
1. Public Bidding*										
1.1. Goods	2,035,333,560.48	95	80	871,995,497.90	57	178	155	123	137	80
1.2. Works	96,135,744.10	16	16	94,872,561.34		18	19	19	16	16
1.3. Consulting Services										
Sub-Total	2,131,469,304.58	111	96	966,868,059.24	57	196	174	142	153	96
2. Alternative Modes										
2.1.1 Shopping (52.1 b above 50K)	1,492,542,673.80	10526	154	55,428,836.07					112	112
2.1.2 Shopping (Others)	138,899,207.99	1563	647	39,331,226.39						
2.2 Direct Contracting	624,759,886.64	4246	3165	87,533,652.01						
2.3. Repeat Order										
2.4. Limited Source Bidding										
2.5.1 Negotiation (Common Use Supplies)	173,386,021.61	4755	706	19,569,328.48						
2.5.2 Negotiation (TFB 53.1)	5,757,308.89	14	2	5,625,308.89					94	94
2.5.3 Negotiation (SVP 53.9 above 50K)	2,923,771,473.95	22770	3364	841,104,117.02					2790	2298
2.5.4 Negotiation (Others)	1,734,656,189.70	4339	4072	903,551,681.53						
Sub-Total	7,093,772,762.58	48,213	12,110	1,952,144,150.39					2,996	2,504
3. Foreign Funded Procurement**										
3.1. Publicly Bid										
3.2. Alternative Modes										
Sub-Total	0.00	0	0	0.00						
4. Others, specify:										
TOTAL	9,225,242,067.16	48,324	12,206	2,919,012,209.63						

* Should include foreign-funded publicly-bid projects per procurement type

** All procurement using Foreign Funds excluding National Competitive Bidding (NCB) contracts; conversion to peso will be at BSP rates at the time the bids/quotations were submitted

0.711363636

**ANNEX B
GOVERNMENT PROCUREMENT POLICY BOARD
CONSOLIDATED PROCUREMENT MONITORING REPORT
(Page 2 of 2)**

Name of Agency: AFP Procurement Service

Period Covered: 01 Jan - 31 Dec 2017


Program 1

	Total No. Of Contracts that incurred negative slippage	Total No. of contracts with amendments to order or variation orders	Ave. No. of Days for Approval of Resolution/Issuance of Notice of Award	No. of Contracts with Observers Attending	No. of Contracts with COA Observers Attending	Ave. No. of Days to Resolve Requests for Reconsiderations / Protests	No. of Contracts Awarded within prescribed timeframes
	Column 12	Column 13	Column 14	Column 15	Column 16	Column 17	Column 18
1. Public Bidding*							
1.1. Goods			22	2	2	1	2
1.2. Works				5	5		5
1.3. Consulting Services							
Sub-Total	0	0	N/A	7	7	1	7
2. Alternative Modes							
2.1.1 Shopping (52.1 b above 50K)							
2.1.2 Shopping (Others)							
2.2. Direct Contracting							
2.3. Repeat Order							
2.4. Limited Source Bidding							
2.5.1 Negotiation (Common Use Supplies)							
2.5.2 Negotiation (TFB 53.1)							
2.5.3 Negotiation (SVP 53.9 above 50K)							
2.5.4 Negotiation (Others)							
Sub-Total							
3. Foreign Funded Procurement**							
3.1. Publicly Bid							
3.2. Alternative Modes							
Sub-Total							
4. Others, specify:							
TOTAL							


* Should include foreign-funded publicly-bid projects per procurement type

** All procurement using Foreign Funds excluding National Competitive Bidding (NCB) contracts; conversion to peso will be at BSP rates at the time the bids/quotations were submitted


Prepared by:


Ms Heidi J Flora CE
Admin Assistant I

Checked by:


Jerico B Perez
SSg (SC) PA
Acting Chief Clerk

Noted by:


FARCON G CANAUGAN
CPT (QMS) PA
Assistant ACS for Operations, PS3

ANNEX A
GOVERNMENT PROCUREMENT POLICY BOARD
Agency Procurement Compliance and Performance Indicator (APCPI) Self-Assessment Form

Name of Agency: AFP Procurement Service - Program 1
Date of Self Assessment: _____

Name of Evaluator: _____
Position: _____

No.	Assessment Conditions	Agency Score	APCPI Rating*	Comments/Findings to the Indicators and Subindicators	Supporting Information/Documentation (Not to be Included in the Evaluation)
PILLAR I. COMPLIANCE WITH LEGISLATIVE AND REGULATORY FRAMEWORK					
Indicator 1. Competitive Bidding as Default Procurement Method					
1	(a) Percentage of public bidding contracts in terms of amount of total procurement	33.12%	0.00		PMRs
2	(b) Percentage of public bidding contracts in terms of volume of total procurement	0.79%	0.00		PMRs
Indicator 2. Limited Use of Alternative Methods of Procurement					
3	(a) Percentage of Shopping contracts in terms of amount of total procurement	3.25%	2.00		PMRs
4	(b) Percentage of Negotiated Procurement in terms of amount of total procurement	60.53%	0.00		PMRs
5	(c) Percentage of Direct Contracting in terms of amount of total procurement	3.00%	2.00		PMRs
6	(d) Percentage of Repeat Order contracts in terms of amount of total procurement	0.00%	3.00		PMRs
7	(e) Percentage of Limited Source contracts in terms of amount of total procurement	0.00%	3.00		PMRs
8	(f) Preparation of Annual Procurement Plan for Common-Use Supplies and Equipment (APP-CSE) and Procurement of Common-Use Supplies and Equipment from the Procurement Service	Not Compliant	0.00		APP, APP-CSE, PMR
Indicator 3. Competitiveness of the Bidding Process					
9	(a) Average number of entities who acquired bidding documents	1.77	0.00		Agency records and/or PhilGEPs records
10	(b) Average number of bidders who submitted bids	1.57	0.00		Abstract of Bids or other agency records
11	(c) Average number of bidders who passed eligibility stage	1.28	1.00		Abstract of Bids or other agency records
12	(d) Sufficient period to prepare bids	Not Compliant	0.00		Agency records and/or PhilGEPs records
Average I			0.92		
PILLAR II. AGENCY INSTITUTIONAL FRAMEWORK AND MANAGEMENT CAPACITY					
Indicator 4. Presence of Procurement Organizations					
13	(a) Creation of Bids and Awards Committee(s)	Not Compliant	0.00		Verify copy of Order creating BAC; Organizational Chart; and Certification of Training
14	(b) Creation of a BAC Secretariat or Procurement Unit	Not Compliant	0.00		Verify copy of Order creating BAC Secretariat; Organizational Chart; and Certification of Training
Indicator 5. Procurement Planning and Implementation					
15	(a) APP is prepared for all types of procurement	Not Compliant	0.00		Copy of APP and its supplements (if any)
Indicator 6. Use of Philippine Government Electronic Procurement System (PhilGEPs)					
16	(a) Percentage of bid opportunities posted by the Phil-GEPs-registered Agency	9.42%	0.00		Agency records and/or PhilGEPs records
17	(b) Percentage of contract award information posted by the Phil-GEPs-registered Agency	100.00%	3.00		Agency records and/or PhilGEPs records
18	(c) Percentage of contract awards procured through alternative methods posted by the Phil-GEPs-registered Agency	71.14%	2.00		Agency records and/or PhilGEPs records
Indicator 7. System for Disseminating and Monitoring Procurement Information					
19	(a) Presence of website that provides up-to-date procurement information easily accessible at no cost	Not Compliant	0.00		Identify specific procurement-related portion in the agency website and specific website links
20	(b) Preparation of Procurement Monitoring Reports using the prescribed format, prompt submission to GPPB, and posting in agency website	Not Compliant	0.00		Copy of PMR and received copy that it was submitted to GPPB
Average II			0.63		
PILLAR III. PROCUREMENT OPERATIONS AND MARKET PRACTICES					
Indicator 8. Efficiency of Procurement Processes					

ADJUTANT, APP
DATE: 06 Feb 2018
BY: Anthony D. Lulu

GOVERNMENT PROCUREMENT POLICY BOARD
Agency Procurement Compliance and Performance Indicator (APCPI) Self-Assessment Form

Name of Agency: AFP Procurement Service - Program 1
 Date of Self Assessment: _____

Name of Evaluator: _____
 Position: _____

No.	Assessment Conditions	Agency Score	APCPI Rating*	Comments/Findings to the Indicators and Subindicators	Supporting Information/Documentation (Not to be Included in the Evaluation)
21	(a) Percentage of total amount of contracts awarded against total amount of approved APPs	31.64%	0.00		APP (including Supplemental amendments, if any) and PMRs
22	(b) Percentage of total number of contracts awarded against total number of procurement activities done through public bidding	86.49%	0.00		APP (including Supplemental amendments, if any) and PMRs
25	(c) Percentage of failed biddings and total number of procurement activities conducted	51.35%	0.00		APP (including Supplemental Amendments, if any) and PMRs
Indicator 9. Compliance with Procurement Timeframes					
24	(a) Percentage of contracts awarded within prescribed procurement time frames to procure goods as indicated in Annex "C" of the IRR	98.75%	2.00		PMRs
25	(b) Percentage of contracts awarded within prescribed procurement time frames to procure infrastructure projects as indicated in Annex "C" of the IRR	31.25%	0.00		PMRs
26	(c) Percentage of contracts awarded within prescribed procurement time frames to procure consulting services as indicated in Annex "C" of the IRR	n/a	n/a		PMRs
Indicator 10. Capacity Building for Government Personnel and Private Sector Participants					
27	(a) There is a system within the procuring entity to evaluate the performance of procurement personnel	Not Compliant	0.00		Ask BAC Secretariat Head, verify Office Orders on training of Procurement Staff
28	(b) Percentage of participation of procurement staff in annual procurement training	#DIV/0!	#DIV/0!		Ask for copies of Office Orders, training modules, list of participants, schedules of actual training conducted
29	(c) Agency has activities to inform and update entities on public procurement	Not Compliant	0.00		Ask for copies of documentation of activities for bidders
Indicator 11. Management of Procurement and Contract Management Records					
30	(a) The BAC Secretariat has a system for keeping and maintaining procurement records	Not Compliant	0.00		Verify actual procurement records and time it took to retrieve records (should be no more than two hours) Refer to Section 4.1 of User's Manual for list of procurement-related documents for record-keeping and maintenance.
31	(b) Implementing Unit has and is implementing a system for keeping and maintaining contract management records	Not Compliant	0.00		Verify actual contract management records and time it took to retrieve records should be no more than two hours
Indicator 12. Contract Management Procedures					
32	(a) Agency has well defined procedures and standards for quality control, acceptance and inspection, supervision of works and evaluation of contractors' performance	Not Compliant	0.00		Verify copies of written procedures for quality control, acceptance and inspection; CPES evaluation forms
33	(b) Agency complies with the thresholds prescribed for amendment to order, variation orders, advance payment, and slippage in publicly bid contracts.	Not Compliant	0.00		Specific procurement contract with amendment to order, variation order or with negative slippage
34	(c) Timely payment of procurement contracts	After 45 days	0.00		Ask Finance or Accounting Head of Agency for average period for the release of payments for procurement contracts
		Average III	#DIV/0!		
PILLAR IV. INTEGRITY AND TRANSPARENCY OF AGENCY PROCUREMENT SYSTEM					
Indicator 13. Observer Participation in Public Bidding					
35	(a) Observers are invited to all stages of every public bidding activity	Not Compliant	0.00		Verify copies of Invitation Letters to CSOs and professional associations and COA (List and average number of CSOs and PAs invited shall be noted.)
36	(b) Attendance of Observers in public bidding activities	7.29%	0.00		PMRs and Abstract of Bids
Indicator 14. Internal and External Audit of Procurement Activities					
37	(a) Creation and operation of internal audit unit as prescribed by DBM (Circular Letter No. 2008-5, April 14, 2008)	Not Compliant	0.00		Verify copy of Order or show actual organizational chart showing IAU, audit reports, action plans and IAU recommendations

GOVERNMENT PROCUREMENT POLICY BOARD
Agency Procurement Compliance and Performance Indicator (APCPI) Self-Assessment Form

Name of Agency: AFP Procurement Service - Program 1
 Date of Self Assessment: _____

Name of Evaluator: _____
 Position: _____

No.	Assessment Conditions	Agency Score	APCPI Rating*	Comments/Findings to the Indicators and Subindicators	Supporting Information/Documentation (Not to be Included in the Evaluation)
38	(b) Agency Action on Prior Year's Audit Recommendations (APYAR) on procurement related transactions	Below 50% compliance	0.00		Verify COA Annual Audit Report on Action on Prior Year's Audit Recommendations
Indicator 15. Capacity to Handle Procurement Related Complaints					
39	(a) The Procuring Entity has an efficient procurement complaints system and has the capacity to comply with procedural requirements	Not Compliant	0.00		Verify copies of BAC resolutions on Motion for Reconsiderations, Protests and Complaints; Office Orders adopting measures to address procurement-related complaints
Indicator 16. Anti-Corruption Programs Related to Procurement					
40	(a) Agency has a specific anti-corruption program/s related to procurement	Not Compliant	0.00		Verify documentation of anti-corruption program
		Average IV	0.00		
GRAND TOTAL (Average I + Average II + Average III + Average IV / 4)			#DIV/0!		

* APCPI Rating is based on the APCPI Rating System found in Annex C of the User's Guide. Please use this rating system for the self-assessment. After completing the assessment, identify those indicators with ratings of between 0 to 2 and formulate a procurement capacity development plan called the APCPI Action Plan based on the attached format and submit to GPPB for monitoring.

* For sub-indicators that are not applicable to your specific agency, please write the word Not Applicable in the second column and do not put a rating

Summary of APCPI Scores by Pillar

APCPI Pillars	Ideal Rating	Agency Rating
Pillar I: Compliance with Legislative and Regulatory Framework	3.0000	0.92
Pillar II: Agency Institutional Framework and Management Capacity	3.0000	0.63
Pillar III: Procurement Operations and Market Practices	3.0000	#DIV/0!
Pillar IV: Integrity and Transparency of Agency Procurement Systems	3.0000	0.00
Total (Pillar I+Pillar II+Pillar III+ PillarIV)/4	3.0000	#DIV/0!