

SUMMARY OF APPROPRIATIONS, ALLOTMENTS, OBLIGATIONS AND BALANCES BY OBJECT OF EXPENDITURES
As of the Quarter Ending March 31, 2020

Department: Department of National Defense (DND)
Agency: Philippine Army (Land Forces)
Operating Unit: N/A
Organization Code (UACS): 17007000000
Fund Cluster: 01 - Regular Agency Fund

X	Current Year Appropriations
	Supplemental Appropriations
	Continuing Appropriations


Particulars	UACS CODE	Appropriation			Allotments			Obligations		Disbursements		Balances				
		Authorized Appropriation	Adjustments (Transfer To /From Modifications/ Augmentations)	Adjusted Appropriations	Allotments Received	Adjustments (Reductions/ Modifications/ Augmentations)	Adjusted Total Allotments	1st Quarter Ending March 31	Total	1st Quarter Ending March 31	Total	Unreleased Appropriations	Unobligated Allotment	Unpaid Obligations		
														Due and Demandable	Not Yet Due and Demandable	
I. Agency Specific Budget																
Specific Budgets of National Government Agencies																
Personnel Services																
Basic Salary - Civilian	5010101001	315,616,000.00	-	315,616,000.00	315,616,000.00	-	315,616,000.00	80,863,838.50	80,863,838.50	80,863,838.50	80,863,838.50	-	234,752,161.50	-	-	-
Base Pay - Military/Uniformed Personnel	5010101002	39,528,916,000.00	(20,777,074.03)	39,508,138,925.97	39,508,138,925.97	-	39,508,138,925.97	9,629,793,102.69	9,629,793,102.69	9,605,738,601.18	9,605,738,601.18	-	29,878,345,823.28	24,054,501.51	-	-
PERA - Civilian	5010201001	31,584,000.00	-	31,584,000.00	31,584,000.00	-	31,584,000.00	8,017,710.79	8,017,710.79	8,017,710.79	8,017,710.79	-	23,566,289.21	-	-	-
PERA - Military/Uniformed Personnel	5010201002	2,426,520,000.00	-	2,426,520,000.00	2,426,520,000.00	-	2,426,520,000.00	583,137,143.25	583,137,143.25	583,135,143.25	583,135,143.25	-	1,843,382,856.75	2,000.00	-	-
Representation Allowance (RA)	5010202000	120,000.00	-	120,000.00	120,000.00	-	120,000.00	45,000.00	45,000.00	45,000.00	45,000.00	-	75,000.00	-	-	-
Transportation Allowance (TA)	5010203001	120,000.00	-	120,000.00	120,000.00	-	120,000.00	45,000.00	45,000.00	45,000.00	45,000.00	-	75,000.00	-	-	-
Clothing/Uniform Allowance - Civilian	5010204001	7,896,000.00	-	7,896,000.00	7,896,000.00	-	7,896,000.00	-	-	-	-	-	7,896,000.00	-	-	-
Clothing/Uniform Allowance - Military/Uniformed Personnel	5010204003	242,653,000.00	-	242,653,000.00	242,653,000.00	-	242,653,000.00	58,218,214.37	58,218,214.37	58,218,014.37	58,218,014.37	-	184,434,785.63	200.00	-	-
Clothing/Uniform Allowance - Special - Military/Uniformed Personnel	5010204005	447,712,000.00	-	447,712,000.00	447,712,000.00	-	447,712,000.00	56,406,922.00	56,406,922.00	-	-	-	391,305,078.00	56,406,922.00	-	-
Clothing/Uniform Allowance - Reenlistment - Military/Uniformed Personnel	5010204007	309,078,000.00	-	309,078,000.00	309,078,000.00	-	309,078,000.00	-	-	-	-	-	309,078,000.00	-	-	-
Subsistence Allowance - Military/Uniformed Personnel	5010205001	9,364,604,000.00	-	9,364,604,000.00	8,916,622,000.00	-	8,916,622,000.00	2,270,465,230.00	2,270,465,230.00	2,170,412,756.21	2,170,412,756.21	447,982,000.00	6,646,156,770.00	100,052,473.79	-	-
Subsistence Allowance - Magna Carta for Public Health Workers under R.A. 7305	5010205003	-	-	-	-	-	-	-	-	-	-	-	-	-	-	-
Laundry Allowance - Military/Uniformed Personnel	5010206002	39,325,000.00	-	39,325,000.00	39,325,000.00	-	39,325,000.00	9,362,336.83	9,362,336.83	9,362,306.83	9,362,306.83	-	29,962,663.17	30.00	-	-
Laundry Allowance - Magna Carta Benefits for Public Health Workers	5010206004	-	-	-	-	-	-	-	-	-	-	-	-	-	-	-
Quarters Allowance - Military/Uniformed Personnel	5010207002	515,448,000.00	-	515,448,000.00	515,448,000.00	-	515,448,000.00	128,494,268.62	128,494,268.62	128,493,868.62	128,493,868.62	-	386,953,731.38	400.00	-	-
Honoraria - Civilian	5010210001	106,000.00	-	106,000.00	106,000.00	-	106,000.00	-	-	-	-	-	106,000.00	-	-	-
Hazard Duty Pay - Military/Uniformed Personnel (Hazard Pay)	5010211003	655,161,000.00	-	655,161,000.00	655,161,000.00	-	655,161,000.00	157,983,788.52	157,983,788.52	157,982,708.52	157,982,708.52	-	497,177,211.48	1,080.00	-	-
HP - Magna Carta Benefits for Public Health Workers	5010211005	34,767,000.00	-	34,767,000.00	27,942,000.00	-	27,942,000.00	-	-	-	-	6,825,000.00	27,942,000.00	-	-	-
Hazardous Duty Pay - Military/Uniformed Personnel	5010211009	270,094,000.00	-	270,094,000.00	270,094,000.00	-	270,094,000.00	-	-	-	-	-	270,094,000.00	-	-	-
Longevity Pay - Civilian	5010212001	4,896,000.00	-	4,896,000.00	4,896,000.00	-	4,896,000.00	685,178.10	685,178.10	685,178.10	685,178.10	-	4,210,821.90	-	-	-
Longevity Pay - Military/Uniformed Personnel	5010212002	8,453,772,000.00	-	8,453,772,000.00	8,453,772,000.00	-	8,453,772,000.00	1,798,210,082.99	1,798,210,082.99	1,798,210,082.99	1,798,210,082.99	-	6,655,561,917.01	-	-	-
Overtime Pay	5010213001	-	-	-	-	-	-	-	-	-	-	-	-	-	-	-
Bonus - Civilian	5010214001	26,301,000.00	-	26,301,000.00	26,301,000.00	-	26,301,000.00	-	-	-	-	-	26,301,000.00	-	-	-
Bonus - Military/Uniformed Personnel	5010214002	3,294,077,000.00	-	3,294,077,000.00	3,294,077,000.00	-	3,294,077,000.00	-	-	-	-	-	3,294,077,000.00	-	-	-
Cash Gift - Civilian	5010215001	6,580,000.00	-	6,580,000.00	6,580,000.00	-	6,580,000.00	-	-	-	-	-	6,580,000.00	-	-	-
Cash Gift - Military/Uniformed Personnel	5010215002	505,525,000.00	-	505,525,000.00	505,525,000.00	-	505,525,000.00	-	-	-	-	-	505,525,000.00	-	-	-
Productivity Enhancement Incentive - Civilian	5010299012	6,580,000.00	-	6,580,000.00	6,580,000.00	-	6,580,000.00	-	-	-	-	-	6,580,000.00	-	-	-
Productivity Enhancement Incentive - Military/Uniformed Personnel	5010299013	505,525,000.00	-	505,525,000.00	505,525,000.00	-	505,525,000.00	-	-	-	-	-	505,525,000.00	-	-	-
Flying Pay - Duty Based Allow - Military/Uniformed Personnel	5010299016	30,038,000.00	-	30,038,000.00	30,038,000.00	-	30,038,000.00	-	-	-	-	-	30,038,000.00	-	-	-
Special Group Term Insurance - DBA-MUP	5010299017	7,280,000.00	-	7,280,000.00	7,280,000.00	-	7,280,000.00	-	-	-	-	-	5,524,894.00	-	-	-
Combat Duty Pay - Duty Based Allowance - Military/Uniformed Personnel	5010299026	2,981,412,000.00	-	2,981,412,000.00	2,981,412,000.00	-	2,981,412,000.00	773,250,573.60	773,250,573.60	773,247,573.60	773,247,573.60	-	2,208,161,426.40	3,000.00	-	-
Instructor's Duty Pay - Duty Based Allowance - Military/Uniformed Personnel	5010299028	323,933,000.00	-	323,933,000.00	323,933,000.00	-	323,933,000.00	213,870.20	213,870.20	213,870.20	213,870.20	-	323,719,129.80	-	-	-
Reservist's Pay - Duty Based Allowance - MUP	5010299029	382,241,000.00	-	382,241,000.00	382,241,000.00	-	382,241,000.00	12,637,823.60	12,637,823.60	12,616,197.68	12,616,197.68	-	369,603,176.40	21,625.92	-	-
Medal of Valor Award - Duty Based Allowance - Military/Uniformed Personnel	5010299030	20,700,000.00	-	20,700,000.00	20,700,000.00	-	20,700,000.00	4,950,000.00	4,950,000.00	4,950,000.00	4,950,000.00	-	15,750,000.00	-	-	-
Hospitalization Expenses - Duty Based Allowance - Military/Uniformed Personnel	5010299031	-	2,897,074.03	2,897,074.03	2,897,074.03	-	2,897,074.03	2,897,074.03	2,897,074.03	2,290,145.30	2,290,145.30	-	-	806,928.73	-	-
Parachutist Pay - Duty Based Allowance - Military/Uniformed Personnel	5010299033	310,901,000.00	-	310,901,000.00	310,901,000.00	-	310,901,000.00	-	-	-	-	-	310,901,000.00	-	-	-
Mid-Year Bonus - Civilian	5010299036	26,301,000.00	-	26,301,000.00	26,301,000.00	-	26,301,000.00	-	-	-	-	-	26,301,000.00	-	-	-
Mid-Year Bonus - Military / Uniformed Personnel	5010299037	3,294,077,000.00	-	3,294,077,000.00	3,294,077,000.00	-	3,294,077,000.00	-	-	-	-	-	3,294,077,000.00	-	-	-
Retirement and Life Insurance Premium	5010301000	-	37,874,000.00	37,874,000.00	37,874,000.00	-	37,874,000.00	3,235,242.84	3,235,242.84	3,235,242.84	3,235,242.84	-	34,638,757.16	-	-	-
Pag-IBIG - Civilian	5010302001	1,579,000.00	-	1,579,000.00	1,579,000.00	-	1,579,000.00	400,700.00	400,700.00	267,800.00	267,800.00	-	1,178,300.00	132,900.00	-	-

Particulars	UACS CODE	Appropriation			Allotments			Obligations		Disbursements		Balances			
		Authorized Appropriation	Adjustments (Transfer To /From Modifications/ Augmentations)	Adjusted Appropriations	Allotments Received	Adjustments (Reductions/ Modifications/ Augmentations)	Adjusted Total Allotments	1st Quarter Ending March 31	Total	1st Quarter Ending March 31	Total	Unreleased Appropriations	Unobligated Allotment	Unpaid Obligations	
														Due and Demandable	Not Yet Due and Demandable
Pag-IBIG - Military/Uniformed Personnel	5010302002	121,327,000.00	-	121,327,000.00	121,327,000.00	-	121,327,000.00	29,167,993.32	29,167,993.32	19,267,196.77	19,267,196.77	-	92,159,006.68	9,900,796.55	-
PhilHealth - Civilian	5010303001	4,223,000.00	-	4,223,000.00	4,223,000.00	-	4,223,000.00	1,203,589.20	1,203,589.20	1,203,589.20	1,203,589.20	-	3,019,410.80	-	-
PhilHealth - Military/Uniformed Personnel	5010303002	520,789,000.00	-	520,789,000.00	520,789,000.00	-	520,789,000.00	143,281,548.55	143,281,548.55	142,769,243.05	142,769,243.05	-	377,507,451.45	512,305.50	-
ECIP - Civilian	5010304001	1,579,000.00	-	1,579,000.00	1,579,000.00	-	1,579,000.00	267,200.00	267,200.00	267,200.00	267,200.00	-	1,311,800.00	-	-
ECIP - Military/Uniformed Personnel	5010304002	121,327,000.00	-	121,327,000.00	121,327,000.00	-	121,327,000.00	18,464,800.00	18,464,800.00	18,464,800.00	18,464,800.00	-	102,862,200.00	-	-
Retirement Gratuity - Civilian	5010402001	-	-	-	-	-	-	-	-	-	-	-	-	-	-
Terminal Leave Benefits - Civilian	5010403001	8,228,000.00	-	8,228,000.00	-	-	-	-	-	-	-	8,228,000.00	-	-	-
Terminal Leave Benefits - Military/Uniformed Personnel	5010403002	1,111,624,000.00	-	1,111,624,000.00	1,111,624,000.00	-	1,111,624,000.00	249,294,149.97	249,294,149.97	179,240,276.11	179,240,276.11	-	862,329,850.03	70,053,873.86	-
Lump-sum for Filling of Positions - Civilian	5010499007	-	-	-	-	-	-	-	-	-	-	-	-	-	-
Lump-sum for Step Increments - Length of Service	5010499010	789,000.00	-	789,000.00	789,000.00	-	789,000.00	-	-	-	-	-	789,000.00	-	-
Lump-sum for Filling of Positions - Military/Uniformed Personnel	5010499014	598,768,000.00	-	598,768,000.00	-	-	-	-	-	-	-	598,768,000.00	-	-	-
Loyalty Award - Civilian	5010499015	-	-	-	-	-	-	-	-	-	-	-	-	-	-
Other Personnel Benefits	5010499099	-	17,880,000.00	17,880,000.00	17,880,000.00	-	17,880,000.00	17,880,000.00	17,880,000.00	17,800,000.00	17,800,000.00	-	-	-	80,000.00
SUB-TOTAL PERSONNEL SERVICES		76,880,092,000.00	37,874,000.00	76,897,966,000.00	76,836,163,000.00		75,836,163,000.00	16,040,627,487.97	16,040,627,487.97	15,778,798,450.11	15,778,798,450.11	1,061,903,000.00	58,795,535,512.03	261,829,037.86	
Maintenance and Other Operating Expenses															
Traveling Expenses - Local	5020101000	271,699,000.00	-	271,699,000.00	271,699,000.00	-	271,699,000.00	21,779,045.56	21,779,045.56	18,209,170.13	18,209,170.13	-	249,919,954.44	3,569,875.43	-
Traveling Expenses - Foreign	5020102000	59,952,000.00	-	59,952,000.00	59,952,000.00	-	59,952,000.00	3,259,000.86	3,259,000.86	3,259,000.86	3,259,000.86	-	56,692,999.14	-	-
ICT Training Expenses	5020201001	1,000,000.00	-	1,000,000.00	1,000,000.00	-	1,000,000.00	-	-	-	-	-	1,000,000.00	-	-
Training Expenses	5020201002	373,240,000.00	-	373,240,000.00	373,240,000.00	-	373,240,000.00	61,544,605.79	61,544,605.79	53,839,151.79	53,839,151.79	-	311,695,394.21	7,705,454.00	-
Scholarship Grants/Expenses	5020202000	2,198,000.00	-	2,198,000.00	2,198,000.00	-	2,198,000.00	33,939.00	33,939.00	-	-	-	2,164,061.00	33,939.00	-
Office Supplies Expenses	5020301002	227,105,000.00	-	227,105,000.00	227,105,000.00	-	227,105,000.00	26,810,944.85	26,810,944.85	19,147,630.39	19,147,630.39	-	200,294,055.15	7,663,314.46	-
Accountable Forms Expenses	5020302000	1,264,000.00	(748,999.50)	515,000.50	515,000.50	-	515,000.50	108,400.00	108,400.00	108,400.00	108,400.00	-	406,600.50	-	-
Non-Accountable Forms Expenses	5020303000	-	748,999.50	748,999.50	748,999.50	-	748,999.50	748,999.50	748,999.50	-	-	-	748,999.50	-	-
Animal/Zoological Supplies Expenses	5020304000	7,427,000.00	-	7,427,000.00	7,427,000.00	-	7,427,000.00	1,699,940.00	1,699,940.00	1,449,940.00	1,449,940.00	-	5,727,060.00	250,000.00	-
Food Supplies Expenses	5020305000	2,186,000.00	-	2,186,000.00	2,186,000.00	-	2,186,000.00	-	-	-	-	-	2,186,000.00	-	-
Welfare Goods Expenses	5020306000	261,527,000.00	-	261,527,000.00	261,527,000.00	-	261,527,000.00	50,876,836.25	50,876,836.25	46,964,670.25	46,964,670.25	-	210,650,163.75	3,912,166.00	-
Drugs and Medicines Expenses	5020307000	90,880,000.00	-	90,880,000.00	90,880,000.00	-	90,880,000.00	8,849,473.65	8,849,473.65	5,995,183.10	5,995,183.10	-	82,030,526.35	2,854,290.55	-
Medical, Dental and Laboratory Supplies Expenses	5020308000	92,981,000.00	-	92,981,000.00	92,981,000.00	-	92,981,000.00	18,336,189.72	18,336,189.72	14,461,110.50	14,461,110.50	-	74,644,810.28	3,875,079.22	-
Fuel, Oil and Lubricants Expenses	5020309000	1,565,957,000.00	-	1,565,957,000.00	1,565,957,000.00	-	1,565,957,000.00	40,000.00	40,000.00	40,000.00	40,000.00	-	1,565,917,000.00	-	-
Military, Police and Traffic Supplies Expenses	5020312000	4,180,475,000.00	-	4,180,475,000.00	4,180,475,000.00	-	4,180,475,000.00	-	-	-	-	-	4,180,475,000.00	-	-
Chemical and Filtering Supplies Expenses	5020313000	602,000.00	-	602,000.00	602,000.00	-	602,000.00	301,493.00	301,493.00	116,348.00	116,348.00	-	300,507.00	185,145.00	-
Semi-Expendable Machinery	5020321001	572,000.00	-	572,000.00	572,000.00	-	572,000.00	215,725.00	215,725.00	215,725.00	215,725.00	-	356,275.00	-	-
Semi-Expendable-Office Equipment	5020321002	3,237,000.00	-	3,237,000.00	3,237,000.00	-	3,237,000.00	1,211,390.00	1,211,390.00	882,150.00	882,150.00	-	2,025,610.00	329,240.00	-
Semi-Expendable-ICT Equipment	5020321003	6,609,000.00	(66,220.00)	6,542,780.00	6,542,780.00	-	6,542,780.00	3,868,126.00	3,868,126.00	2,041,719.00	2,041,719.00	-	2,674,654.00	1,820,407.00	-
Semi-Expendable-Communication Equipment	5020321007	396,000.00	66,220.00	462,220.00	462,220.00	-	462,220.00	462,220.00	462,220.00	237,020.00	237,020.00	-	-	225,200.00	-
Semi-Expendable-Disaster Response and Rescue Equipment	5020321008	805,000.00	(5,724.00)	799,276.00	799,276.00	-	799,276.00	574,230.00	574,230.00	84,400.00	84,400.00	-	225,046.00	489,830.00	-
Semi-Expendable-Military, Police, & Security Equipment	5020321009	189,000.00	5,724.00	194,724.00	194,724.00	-	194,724.00	194,724.00	194,724.00	105,900.00	105,900.00	-	-	88,824.00	-
Semi-Expendable-Medical Equipment	5020321010	115,000.00	-	115,000.00	115,000.00	-	115,000.00	13,990.00	13,990.00	-	-	-	101,010.00	13,990.00	-
Semi-Expendable-Printing Equipment	5020321011	-	-	-	-	-	0.00	4,500.00	4,500.00	-	-	-	-	-	-
Semi-Expendable-Sports Equipment	5020321012	849,000.00	-	849,000.00	849,000.00	-	849,000.00	25,000.00	25,000.00	20,000.00	20,000.00	-	824,000.00	5,000.00	-
Semi-Expendable-Other Machinery & Equipment	5020321099	382,000.00	-	382,000.00	382,000.00	-	382,000.00	93,450.00	93,450.00	44,000.00	44,000.00	-	288,550.00	49,450.00	-
Semi-Expendable-Furniture and Fixtures	5020322001	4,782,000.00	-	4,782,000.00	4,782,000.00	-	4,782,000.00	566,556.00	566,556.00	161,900.00	161,900.00	-	4,215,444.00	404,656.00	-
Other Supplies and Materials Expenses	5020399000	692,529,000.00	-	692,529,000.00	692,529,000.00	-	692,529,000.00	289,431,279.27	289,431,279.27	259,489,635.70	259,489,635.70	-	403,097,720.75	29,941,643.57	-
Water Expenses	5020401000	185,116,000.00	-	185,116,000.00	185,116,000.00	-	185,116,000.00	17,995,386.74	17,995,386.74	13,601,929.27	13,601,929.27	-	167,120,613.26	4,393,457.47	-
Electricity Expenses	5020402000	392,199,000.00	-	392,199,000.00	392,199,000.00	-	392,199,000.00	47,984,447.91	47,984,447.91	46,918,041.11	46,918,041.11	-	344,214,552.09	1,066,406.80	-
Postage and Courier Services	5020501000	3,248,000.00	-	3,248,000.00	3,248,000.00	-	3,248,000.00	152,497.07	152,497.07	140,025.67	140,025.67	-	3,095,502.93	12,471.40	-
Mobile	5020502001	70,457,000.00	-	70,457,000.00	70,457,000.00	-	70,457,000.00	15,302,448.81	15,302,448.81	11,749,621.25	11,749,621.25	-	55,154,551.19	3,552,827.56	-
Landline	5020502002	13,041,000.00	-	13,041,000.00	13,041,000.00	-	13,041,000.00	52,825.67	52,825.67	50,508.53	50,508.53	-	12,988,174.33	2,317.14	-
Internet Subscription Expenses	5020503000	19,683,000.00	-	19,683,000.00	19,683,000.00	-	19,683,000.00	3,264,771.36	3,264,771.36	2,600,813.59	2,600,813.59	-	16,418,228.64	663,957.77	-
Cable, Satellite, Telegraph and Radio Expenses	5020504000	23,365,000.00	-	23,365,000.00	23,365,000.00	-	23,365,000.00	970,866.59	970,866.59	622,180.33	622,180.33	-	22,394,133.41	348,686.26	-
Awards/Rewards Expenses	5020601000	-	-	-	-	-	0.00	313,917.00	313,917.00	-	-	-	-	-	-
Prizes	5020602000	1,277,000.00	-	1,277,000.00	1,277,000.00	-	1,277,000.00	90,000.00	90,000.00	90,000.00	90,000.00	-	1,187,000.00	-	-
Survey Expenses	5020701000	5,233,000.00	-	5,233,000.00	5,233,000.00	-	5,233,000.00	-	-	-	-	-	5,233,000.00	-	-
Demolition and Relocation Expenses	5020801000	1,053,000.00	-	1,053,000.00	1,053,000.00	-	1,053,000.00	-	-	-	-	-	1,053,000.00	-	-


Particulars	UACS CODE	Appropriation			Allotments			Obligations		Disbursements		Balances			
		Authorized Appropriation	Adjustments (Transfer To /From Modifications/ Augmentations)	Adjusted Appropriations	Allotments Received	Adjustments (Reductions/ Modifications/ Augmentations)	Adjusted Total Allotments	1st Quarter Ending March 31	Total	1st Quarter Ending March 31	Total	Unreleased Appropriations	Unobligated Allotment	Unpaid Obligations	
														Due and Demandable	Not Yet Due and Demandable
Intelligence Expenses	5021002000	444,000,000.00	-	444,000,000.00	444,000,000.00	-	444,000,000.00	-	-	-	-	-	444,000,000.00	-	-
Legal Services	5021101000	2,339,000.00	-	2,339,000.00	2,339,000.00	-	2,339,000.00	-	-	-	-	-	2,339,000.00	-	-
Auditing Services	5021102000	3,112,000.00	-	3,112,000.00	3,112,000.00	-	3,112,000.00	1,175,000.00	1,175,000.00	1,175,000.00	1,175,000.00	-	1,937,000.00	-	-
Consultancy Services	5021103002	27,285,000.00	-	27,285,000.00	27,285,000.00	-	27,285,000.00	-	-	-	-	-	27,285,000.00	-	-
Other Professional Services	5021198000	38,824,000.00	-	38,824,000.00	38,824,000.00	-	38,824,000.00	17,000.00	17,000.00	17,000.00	17,000.00	-	38,807,000.00	-	-
Environment/Sanitary Services	5021201000	117,000.00	-	117,000.00	117,000.00	-	117,000.00	-	-	-	-	-	117,000.00	-	-
Janitorial Services	5021202000	5,620,000.00	-	5,620,000.00	5,620,000.00	-	5,620,000.00	-	-	-	-	-	5,620,000.00	-	-
Other General Services	5021298099	1,989,000.00	-	1,989,000.00	1,989,000.00	-	1,989,000.00	110,000.00	110,000.00	110,000.00	110,000.00	-	1,879,000.00	-	-
Repairs and Maintenance-Other Land Improvements	5021302099	3,561,000.00	-	3,561,000.00	3,561,000.00	-	3,561,000.00	14,800.00	14,800.00	14,800.00	14,800.00	-	3,546,200.00	-	-
Repairs and Maintenance-Water Supply Systems	5021303004	1,899,000.00	-	1,899,000.00	1,899,000.00	-	1,899,000.00	10,284.00	10,284.00	5,823.00	5,823.00	-	1,888,716.00	4,461.00	-
Repairs and Maintenance-Power Supply Systems	5021303005	7,808,000.00	-	7,808,000.00	7,808,000.00	-	7,808,000.00	-	-	-	-	-	7,808,000.00	-	-
Repairs and Maintenance- Communication Networks	5021303006	11,551,000.00	-	11,551,000.00	11,551,000.00	-	11,551,000.00	-	-	-	-	-	11,551,000.00	-	-
Repairs and Maintenance- Other Infrastructure Assets	5021303099	564,000.00	-	564,000.00	564,000.00	-	564,000.00	-	-	-	-	-	564,000.00	-	-
Repairs and Maintenance-Buildings	5021304001	128,177,000.00	-	128,177,000.00	128,177,000.00	-	128,177,000.00	27,095,946.59	27,095,946.59	14,467,274.87	14,467,274.87	-	101,081,053.41	12,628,671.72	-
Repairs and Maintenance-Hospital and Health Centers	5021304003	11,155,000.00	-	11,155,000.00	11,155,000.00	-	11,155,000.00	87,360.00	87,360.00	22,650.00	22,650.00	-	11,067,640.00	64,710.00	-
Repairs and Maintenance-Other Structures	5021304099	89,408,000.00	-	89,408,000.00	89,408,000.00	-	89,408,000.00	5,558,141.81	5,558,141.81	3,336,811.81	3,336,811.81	-	83,849,858.19	2,221,330.00	-
Repairs and Maintenance-Machinery	5021305001	6,204,000.00	-	6,204,000.00	6,204,000.00	-	6,204,000.00	429,490.00	429,490.00	75,370.00	75,370.00	-	5,774,510.00	354,120.00	-
Repairs and Maintenance-Office Equipment	5021305002	27,682,000.00	-	27,682,000.00	27,682,000.00	-	27,682,000.00	1,701,150.50	1,701,150.50	1,329,178.50	1,329,178.50	-	25,980,849.50	371,972.00	-
Repairs and Maintenance-ICT Equipment	5021305003	75,305,000.00	-	75,305,000.00	75,305,000.00	-	75,305,000.00	7,574,572.50	7,574,572.50	3,492,126.50	3,492,126.50	-	67,730,427.50	4,082,446.00	-
Repairs and Maintenance-Communication Equipment	5021305007	277,972,000.00	-	277,972,000.00	277,972,000.00	-	277,972,000.00	2,330,346.00	2,330,346.00	1,105,040.00	1,105,040.00	-	275,641,654.00	1,225,306.00	-
Repairs and Maintenance-Construction and Heavy Equipment	5021305008	64,537,000.00	-	64,537,000.00	64,537,000.00	-	64,537,000.00	198,004.00	198,004.00	35,000.00	35,000.00	-	64,338,996.00	163,004.00	-
Repairs and Maintenance- Disaster Response and Rescue Equipment	5021305009	1,870,000.00	-	1,870,000.00	1,870,000.00	-	1,870,000.00	69,592.00	69,592.00	25,000.00	25,000.00	-	1,800,408.00	44,592.00	-
Repairs and Maintenance- Military, Police and Security Equipment	5021305010	715,729,000.00	-	715,729,000.00	715,729,000.00	-	715,729,000.00	744,275.00	744,275.00	262,355.00	262,355.00	-	714,984,725.00	481,920.00	-
Repairs and Maintenance- Medical Equipment	5021305011	12,060,000.00	-	12,060,000.00	12,060,000.00	-	12,060,000.00	830,910.00	830,910.00	155,000.00	155,000.00	-	11,229,090.00	675,910.00	-
Repairs and Maintenance- Printing Equipment	5021305012	87,000.00	-	87,000.00	87,000.00	-	87,000.00	-	-	-	-	-	87,000.00	-	-
Repairs and Maintenance- Sports Equipment	5021305013	7,101,000.00	-	7,101,000.00	7,101,000.00	-	7,101,000.00	25,060.00	25,060.00	16,500.00	16,500.00	-	7,075,940.00	8,560.00	-
Repairs and Maintenance- Technical and Scientific Equipment	5021305014	566,000.00	-	566,000.00	566,000.00	-	566,000.00	20,000.00	20,000.00	20,000.00	20,000.00	-	546,000.00	-	-
Repairs and Maintenance- Other Machinery and Equipment	5021305099	16,709,000.00	-	16,709,000.00	16,709,000.00	-	16,709,000.00	343,060.00	343,060.00	260,310.00	260,310.00	-	16,365,940.00	82,750.00	-
Repairs and Maintenance-Motor Vehicles	5021306001	892,531,000.00	-	892,531,000.00	892,531,000.00	-	892,531,000.00	43,468,428.13	43,468,428.13	26,954,622.95	26,954,622.95	-	849,042,571.87	16,533,805.18	-
Repairs and Maintenance-Aircraft and Aircraft Equipment	5021306003	34,424,000.00	-	34,424,000.00	34,424,000.00	-	34,424,000.00	-	-	-	-	-	34,424,000.00	-	-
Repairs and Maintenance-Watercrafts	5021306004	54,218,000.00	-	54,218,000.00	54,218,000.00	-	54,218,000.00	426,753.00	426,753.00	70,460.00	70,460.00	-	53,791,247.00	356,283.00	-
Repairs and Maintenance-Other Transportation Equipment	5021306099	509,000.00	-	509,000.00	509,000.00	-	509,000.00	-	-	-	-	-	509,000.00	-	-
Repairs and Maintenance - Furniture and Fixtures	5021307000	5,608,000.00	-	5,608,000.00	5,608,000.00	-	5,608,000.00	163,324.50	163,324.50	83,590.00	83,590.00	-	5,444,675.50	79,734.50	-
Repairs and Maintenance-Leased Asset Building and Structures	5021308001	6,751,000.00	-	6,751,000.00	6,751,000.00	-	6,751,000.00	-	-	-	-	-	6,751,000.00	-	-
Machinery and Equipment	5021308002	285,000.00	-	285,000.00	285,000.00	-	285,000.00	-	-	-	-	-	285,000.00	-	-
Buildings	5021309002	509,000.00	-	509,000.00	509,000.00	-	509,000.00	-	-	-	-	-	509,000.00	-	-
Repairs and Maintenance-Semi-Expandable Machinery	5021321001	578,000.00	-	578,000.00	578,000.00	-	578,000.00	68,000.00	68,000.00	23,210.00	23,210.00	-	510,000.00	44,790.00	-
Repairs and Maintenance-Semi-Expandable-Office Equipment	5021321002	889,000.00	-	889,000.00	889,000.00	-	889,000.00	32,500.00	32,500.00	27,500.00	27,500.00	-	856,500.00	5,000.00	-
Repairs and Maintenance-Semi-Expandable-ICT Equipment	5021321003	6,761,000.00	-	6,761,000.00	6,761,000.00	-	6,761,000.00	1,375,315.00	1,375,315.00	1,021,275.00	1,021,275.00	-	5,385,685.00	354,040.00	-
Repairs and Maintenance-Semi-Expandable-Communication Equipment	5021321007	508,000.00	-	508,000.00	508,000.00	-	508,000.00	283,250.00	283,250.00	278,270.00	278,270.00	-	224,750.00	4,980.00	-
Repairs and Maintenance-Semi-Expandable-Disaster Response and Rescue Equipment	5021321008	223,000.00	-	223,000.00	223,000.00	-	223,000.00	32,300.00	32,300.00	32,300.00	32,300.00	-	190,700.00	-	-
Repairs and Maintenance-Semi-Expandable-Military, Police, & Security Equipment	5021321009	608,000.00	-	608,000.00	608,000.00	-	608,000.00	-	-	-	-	-	608,000.00	-	-
Repairs and Maintenance-Semi-Expandable-Medical Equipment	5021321010	229,000.00	-	229,000.00	229,000.00	-	229,000.00	10,250.00	10,250.00	10,250.00	10,250.00	-	218,750.00	-	-
Repairs and Maintenance-Semi-Expandable-Sports Equipment	5021321012	239,000.00	-	239,000.00	239,000.00	-	239,000.00	-	-	-	-	-	239,000.00	-	-
Repairs and Maintenance-Semi-Expandable-Technical and Scientific Equipment	5021321013	255,000.00	-	255,000.00	255,000.00	-	255,000.00	-	-	-	-	-	255,000.00	-	-
Repairs and Maintenance-Semi-Expandable-Other Machinery & Equipment	5021321099	502,000.00	-	502,000.00	502,000.00	-	502,000.00	-	-	-	-	-	502,000.00	-	-
Repairs and Maintenance-Semi-Expandable-Furniture and Fixtures	5021322001	559,000.00	-	559,000.00	559,000.00	-	559,000.00	15,000.00	15,000.00	15,000.00	15,000.00	-	544,000.00	-	-
Repairs and Maintenance-Other Property, Plant and Equipment	5021399099	557,000.00	-	557,000.00	557,000.00	-	557,000.00	-	-	-	-	-	557,000.00	-	-

Particulars	UACS CODE	Appropriation			Allotments			Obligations		Disbursements		Balances				
		Authorized Appropriation	Adjustments (Transfer To /From Modifications/ Augmentations)	Adjusted Appropriations	Allotments Received	Adjustments (Reductions/ Modifications/ Augmentations)	Adjusted Total Allotments	1st Quarter Ending March 31	Total	1st Quarter Ending March 31	Total	Unreleased Appropriations	Unobligated Allotment	Unpaid Obligations		
														Due and Demandable	Not Yet Due and Demandable	
Subsidies - Others	5021499000	1,651,066,000.00	(439,668,416.94)	1,211,427,583.06	1,211,427,583.06	-	1,211,427,583.06	186,823,000.00	186,823,000.00	186,819,750.00	186,819,750.00	-	1,024,604,583.06	3,250.00	-	
Taxes, Duties and Licenses	5021501001	16,572,000.00	439,668,416.94	456,240,416.94	456,240,416.94	-	456,240,416.94	456,240,416.94	456,240,416.94	490,262.39	490,262.39	-	-	455,750,154.55	-	
Fidelity Bond Premiums	5021502000	7,614,000.00	-	7,614,000.00	7,614,000.00	-	7,614,000.00	404,862.84	404,862.84	333,969.09	333,969.09	-	7,209,137.16	70,893.75	-	
Insurance Expenses	5021503000	32,913,000.00	-	32,913,000.00	32,913,000.00	-	32,913,000.00	12,546,583.25	12,546,583.25	12,488,438.11	12,488,438.11	-	20,366,416.75	58,145.14	-	
Labor and Wages	5021601000	63,271,000.00	-	63,271,000.00	63,271,000.00	-	63,271,000.00	15,363,772.69	15,363,772.69	14,548,139.49	14,548,139.49	-	47,907,227.31	815,633.20	-	
Advertising Expenses	5029901000	1,595,000.00	-	1,595,000.00	1,595,000.00	-	1,595,000.00	-	-	-	-	-	1,595,000.00	-	-	
Printing and Publication Expenses	5029902000	17,419,000.00	-	17,419,000.00	17,419,000.00	-	17,419,000.00	802,890.00	802,890.00	353,267.00	353,267.00	-	16,616,110.00	449,623.00	-	
Representation Expenses	5029903000	447,513,000.00	-	447,513,000.00	447,513,000.00	-	447,513,000.00	82,078,312.68	82,078,312.68	71,111,289.12	71,111,289.12	-	385,434,687.32	10,967,023.58	-	
Transportation and Delivery Expenses	5029904000	76,503,000.00	-	76,503,000.00	76,503,000.00	-	76,503,000.00	442,520.23	442,520.23	385,559.90	385,559.90	-	76,060,479.77	56,960.33	-	
Rents - Building and Structures	5029905001	2,173,000.00	-	2,173,000.00	2,173,000.00	-	2,173,000.00	22,000.00	22,000.00	22,000.00	22,000.00	-	2,151,000.00	-	-	
Rents - Land	5029905002	283,000.00	-	283,000.00	283,000.00	-	283,000.00	9,000.00	9,000.00	-	-	-	274,000.00	9,000.00	-	
Rents - Motor Vehicles	5029905003	12,383,000.00	-	12,383,000.00	12,383,000.00	-	12,383,000.00	4,000.00	4,000.00	4,000.00	4,000.00	-	12,379,000.00	-	-	
Rents - Equipment	5029905004	8,120,000.00	-	8,120,000.00	8,120,000.00	-	8,120,000.00	787,969.45	787,969.45	593,995.75	593,995.75	-	7,332,030.55	193,973.70	-	
Membership Dues and Contributions to Organizations	5029906000	225,000.00	-	225,000.00	225,000.00	-	225,000.00	24,200.00	24,200.00	24,200.00	24,200.00	-	200,800.00	-	-	
Other Subscription Expenses	5029907099	17,572,000.00	-	17,572,000.00	17,572,000.00	-	17,572,000.00	31,410.00	31,410.00	24,610.00	24,610.00	-	17,540,590.00	6,800.00	-	
Other Maintenance and Operating Expenses	5029999099	29,291,000.00	-	29,291,000.00	29,291,000.00	-	29,291,000.00	456,775.00	456,775.00	393,344.00	393,344.00	-	26,834,225.00	63,431.00	-	
SUB-TOTAL MOOE		13,938,147,000.00		13,938,147,000.00	13,938,147,000.00		13,938,147,000.00	1,427,445,045.71	1,427,445,045.71	944,994,633.95	944,994,633.95		12,510,701,954.29	582,450,411.78		
Capital Outlay																
Water Supply Systems	5090403004	4,648,000.00	-	4,648,000.00	4,648,000.00	-	4,648,000.00	-	-	-	-	-	4,648,000.00	-	-	
Power Supply Systems	5090403005	1,550,000.00	-	1,550,000.00	1,550,000.00	-	1,550,000.00	-	-	-	-	-	1,550,000.00	-	-	
Buildings	5090404001	36,956,000.00	-	36,956,000.00	36,956,000.00	-	36,956,000.00	-	-	-	-	20,000,000.00	16,956,000.00	-	-	
Other Structures	5090404099	341,761,000.00	-	341,761,000.00	341,761,000.00	-	341,761,000.00	-	-	-	-	340,700,000.00	1,061,000.00	-	-	
ICT Equipment	5090405003	7,593,000.00	-	7,593,000.00	7,593,000.00	-	7,593,000.00	-	-	-	-	5,750,000.00	1,843,000.00	-	-	
Communication Equipment	5090405007	37,798,000.00	-	37,798,000.00	37,798,000.00	-	37,798,000.00	-	-	-	-	-	37,798,000.00	-	-	
Military, Police and Security Equipment	5090405010	417,853,000.00	-	417,853,000.00	417,853,000.00	-	417,853,000.00	-	-	-	-	251,327,000.00	166,526,000.00	-	-	
Medical Equipment	5090405011	1,051,000.00	-	1,051,000.00	1,051,000.00	-	1,051,000.00	-	-	-	-	-	1,051,000.00	-	-	
ICT Software	5090405015	39,000,000.00	-	39,000,000.00	39,000,000.00	-	39,000,000.00	-	-	-	-	39,000,000.00	-	-	-	
Other Machinery and Equipment	5090405099	152,457,000.00	-	152,457,000.00	152,457,000.00	-	152,457,000.00	-	-	-	-	149,720,000.00	2,737,000.00	-	-	
Motor Vehicles	5090406001	553,100,000.00	-	553,100,000.00	553,100,000.00	-	553,100,000.00	-	-	-	-	553,100,000.00	-	-	-	
Other Transportation Equipment	5090406099	116,000,000.00	-	116,000,000.00	116,000,000.00	-	116,000,000.00	-	-	-	-	-	116,000,000.00	-	-	
SUB-TOTAL CAPITAL OUTLAY		1,709,767,000.00		1,709,767,000.00	1,709,767,000.00		1,709,767,000.00						1,475,597,000.00	234,170,000.00		
TOTAL REGULAR APPROPRIATIONS		92,508,006,000.00	37,874,000.00	92,545,880,000.00	92,545,880,000.00		92,545,880,000.00	17,468,072,533.68	17,468,072,533.68	16,623,793,084.06	16,623,793,084.06	2,537,400,000.00	72,540,407,466.32	844,279,448.62		
II. Automatic Appropriations																
Retirement and Life Insurance Premiums	01104102	39,875,510.00	-	39,875,510.00	39,875,510.00	-	39,875,510.00	3,234,516.74	3,234,516.74	3,234,516.74	3,234,516.74	-	36,640,993.26	-	-	
Customs duties and taxes, including tax expenditures	01104105	-	455,322,071.00	455,322,071.00	455,322,071.00	-	455,322,071.00	455,322,071.00	455,322,071.00	455,322,071.00	455,322,071.00	-	-	-	-	
TOTAL AUTOMATIC APPROPRIATIONS		39,875,510.00	455,322,071.00	495,197,581.00	495,197,581.00		495,197,581.00	458,556,587.74	458,556,587.74	458,556,587.74	458,556,587.74		36,640,993.26			
III. Special Purpose Fund																
Pension and Gratuity Fund	01101407	-	944,372,157.00	944,372,157.00	944,372,157.00	-	944,372,157.00	670,402,631.67	670,402,631.67	662,216,328.00	662,216,328.00	-	273,969,525.13	8,166,303.87	-	
Miscellaneous Personnel Benefit Fund	-	-	1,539,797,615.00	1,539,797,615.00	1,539,797,615.00	-	1,539,797,615.00	1,394,531,110.89	1,394,531,110.89	1,394,531,110.89	1,394,531,110.89	-	145,266,504.11	-	-	
TOTAL SPECIAL PURPOSE FUND			2,484,169,772.00	2,484,169,772.00	2,484,169,772.00		2,484,169,772.00	2,064,933,742.76	2,064,933,742.76	2,056,747,438.89	2,056,747,438.89		419,236,029.24	8,166,303.87		
GRAND TOTAL		92,547,881,510.00	2,977,365,843.00	95,525,247,353.00	95,525,247,353.00		95,525,247,353.00	19,991,562,864.18	19,991,562,864.18	19,139,097,110.69	19,139,097,110.69	2,537,400,000.00	72,996,284,438.82	852,465,753.49		


Certified Correct:


COL PEDRO C BALISI JR MNSA (CAV) PA
 Chief, Office of the Army Financial Management
 Date:

Certified Correct:


AYLENE P GARCIA CPA
 Army Chief Accountant
 Date:

Approved By:


LTGEN GILBERT I GAPAY AFP
 Commanding General, Philippine Army
 Date: