

GENERAL HEADQUARTERS
ARMED FORCES OF THE PHILIPPINES
OFFICE OF THE QUARTERMASTER GENERAL
Camp General Emilio Aguinaldo
Quezon City

AFP SPECIFICATION

QM SPEC NR C-124BABW
14 October 2007

BUCKLE, ALUMINUM, BELT, WAIST

1. GENERAL

1.1 Scope – This specification covers the sliding catch type of Buckle, Aluminum, Belt, Waist for use of military personnel of the Philippine Army.

1.2 Grade – The finished buckle shall conform to the quality and grade of product prescribed by this specification.

1.3 Sizes – The buckle shall be of one size only and shall have an overall length of 8.0 cm (+/-0.2) and overall width of 4.0 cm (+/-0.2), a strap accommodation width of 3.5 cm (+/-0.2) with the other dimensions as shown in the attached illustrations.

1.4 Design – The finished buckle shall be of the design essentially the same as shown in the attached illustration. It shall consist of three (3) parts: the outer buckle frame, roller and eight (8) prongs swivel type grip lock device.


2. MATERIALS

2.1 Basic Material – The basic material of the outer buckle frame shall be made of aluminum with a thickness of 1.5 mm (+/- 0.2).

2.2 Roller – The roller shall be made of stainless steel with a diameter of 4.0 mm (+/- 0.2).

2.3 Belt Grip Lock Device – The belt grip lock device shall be made of stainless steel with a thickness of 1.4 mm (+/- 0.2).

2.4 First Article – The contractor/manufacturer shall submit two (2) finished samples of the aluminum buckle to the Office of The Quartermaster General, AFP for approval as against the bid sample prior to mass production.



3. CONSTRUCTION

3.1 The construction of the buckle, aluminum shall conform in all respect to the attached illustrations and as specified below:

3.1.1 Outer Buckle Frame – The outer frame shall be cut and formed from one sheet of material specified in para 2.1 and shall be fastened to the grip lock device.

3.1.2 Roller – The roller made of one piece material as specified in para 2.2 shall be properly placed to insure a secure grip on the belt, waist, web.

3.1.3 Belt Grip Lock Device – The belt grip lock device shall be fastened into the inner portion of the outer frame so as to swing freely.

4. WORKMANSHIP

4.1 Finish – The finished buckle, aluminum, belt, waist shall be clean, well-finished, smooth and free from any defect which may affect its appearance or serviceability. Overall workmanship shall be the best known to the trade. Poor quality of workmanship shall be sufficient ground for rejection of the finished article.

4.2 "PA" Logo – The "PA" logo shall be embossed on the middle of the outer buckle frame. The position, color, diameter and dimensions shall be as shown in the attached illustration.

4.3 Contractor's Label – Each buckle, aluminum shall have a contractor's label engraved on the inner portion of the buckle using Arial font, size 10 as shown in the attached illustration. The label shall contain only the "Name of Manufacturer".

5. SAMPLING

5.1 Preproduction Sample – Before actual production starts, the contractor/manufacturer shall submit one (1) sample of the finished buckle, aluminum to RDC, ASCOM, PA to determine compliance insofar as the quality of materials used is concerned and one (1) sample to the Office of the Army Chief Quartermaster, PA for approval as to design, workmanship, style and finish.

5.2 Samples of materials, components and other items entering into the manufacture of the buckle, aluminum, belt, waist shall be taken at random from time to time by AFP inspectors for purposes of examination and test to determine compliance with the requirements of this specification.



6. QUALITY ASSURANCE PROVISIONS

6.1 Responsibility for Inspection – Unless otherwise specified in the contract or purchase order, the contractor is responsible for the performance of all inspection requirements as specified herein. Except as otherwise specified in the contract or purchase order, the contractor may use his own or any other facilities suitable for the performance of the inspection requirements specified herein, unless disapproved by the Government. The Government reserves the right to perform any of the inspections set forth in this document where such inspections are deemed necessary to assure supplies and services conform to prescribed requirements.

6.2 Responsibility for Compliance – All items must meet all requirements of Sections 2 and 3. The inspection set forth in this document shall become a part of the contractor's overall inspection system or quality program. The absence of any inspection requirements in the document shall not relieve the contractor of the responsibility of assuring that all product or supplies submitted to the Government for acceptance comply with all requirements of the contract.

6.3 Bid Samples – Two (2) pieces bid samples of buckle, aluminum shall be submitted to RDC, ASCOM, PA to determine the extent of compliance with this specification insofar as quality of materials used is concerned. The Office of The Army Chief Quartermaster, PA shall determine the extent of compliance with this specification insofar as workmanship, style and finish are concerned.

6.4 First Article Inspection – The first article submitted in accordance with para 2.4 shall be inspected if it is in accordance with all the requirements of this specification.

6.5 Component and Material Inspection – The component materials of the first article submitted shall be inspected if it is in accordance with all the requirements of this specification.

7. PACKAGING AND PACKING

7.1 Packaging – Each aluminum buckle shall be placed in a transparent/cellophane bag. The open end of the bag shall be closed with a transparent tape.

7.2 Packing - Ten (10) pieces buckle shall be tied to a bundle. Fifty (50) bundles or five hundred (500) pieces of aluminum buckle shall be packed in a corrugated carton. The top cover, when closed, shall be sealed with a binding tape and finally secured with nylon straps. The box shall be labeled as follows:

BUCKLE, ALUMINUM, BELT, WAIST
(Name of Contractor)
PO Nr
Quantity



8. MISCELLANEOUS

8.1 The contractor/manufacture shall notify the Office of the Army Chief Quartermaster, PA at least seven (7) days before actual production starts so that AFP inspectors can be assigned to oversee the process of manufacture to be followed and to inspect the quality of materials to be used.

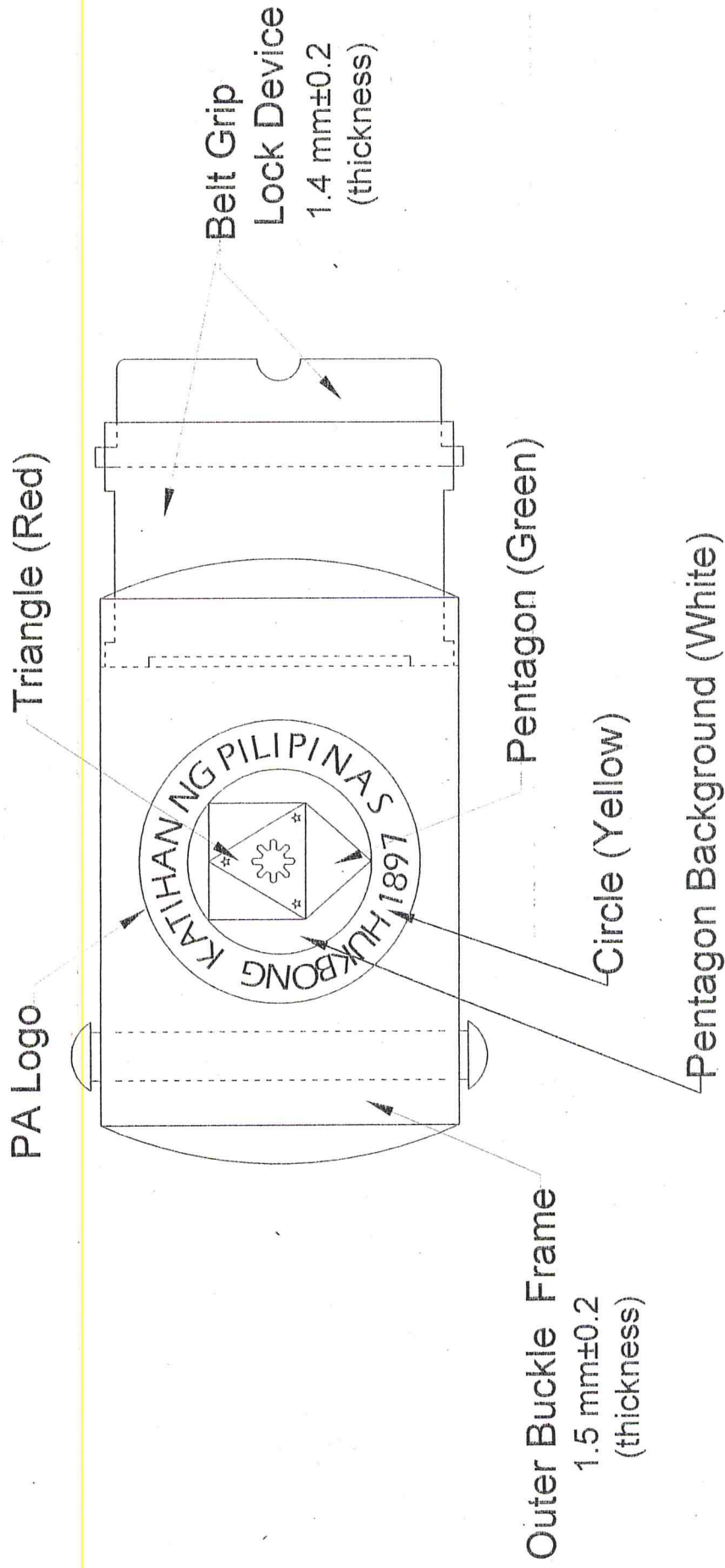
8.2 Any point not covered by this text shall be governed by the attached illustrations which shall be followed in every detail.


BERNARDINO M RICAFRENTA JR
Colonel (PA) GSC
The Quartermaster General, AFP

BUCKLE, ALUMINUM, BELT, WAIST

QM SPEC NR C-124BABW

017 14 2007



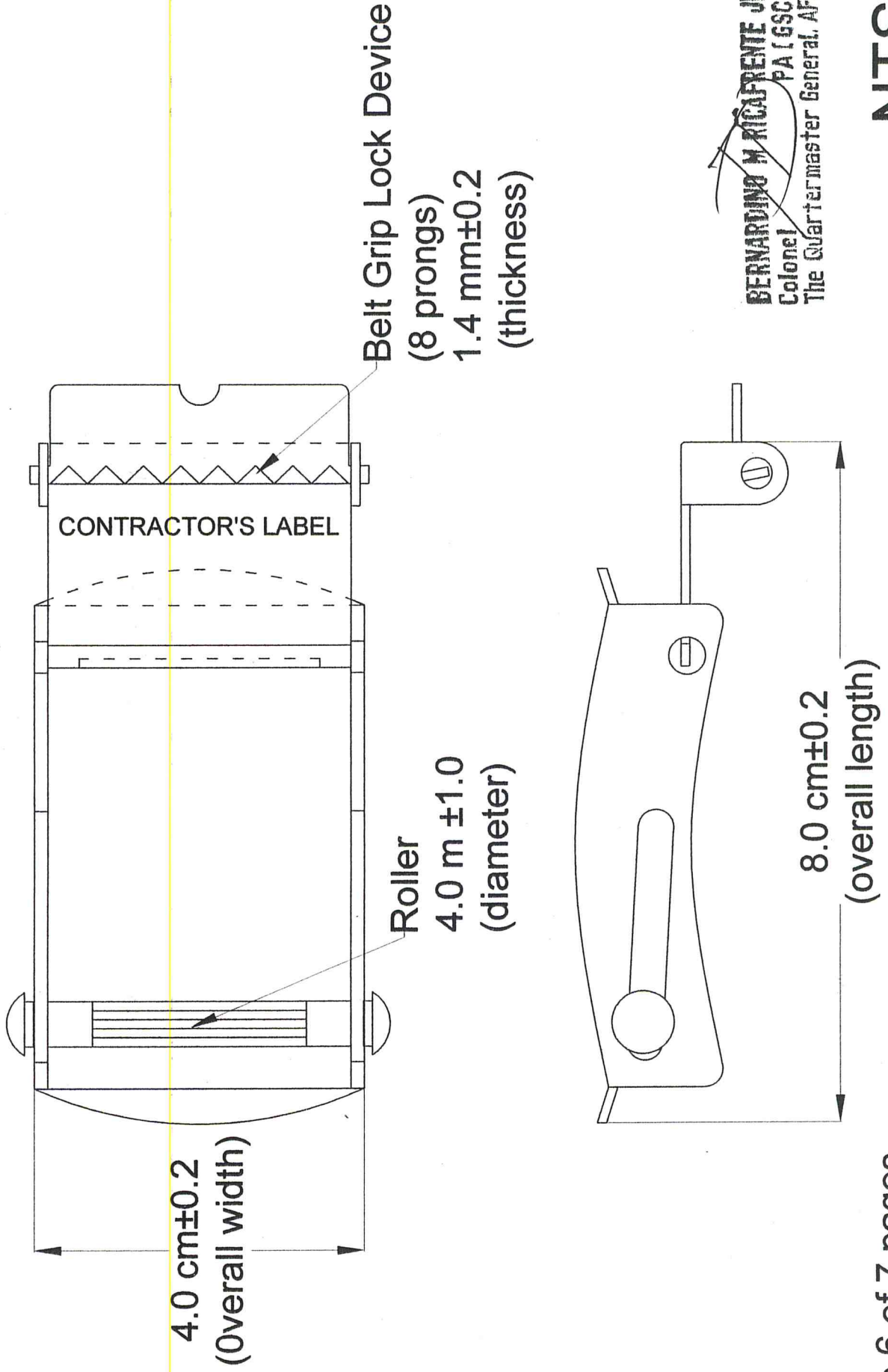
~~BERNARDO M. ARROYO JR~~
Colonel USA (GSC)
The Quarter Master General, AFP

NTS

BUCKLE, ALUMINUM, BELT, WAIST

QM SPEC NR C-124BABW

ACT 14 2007

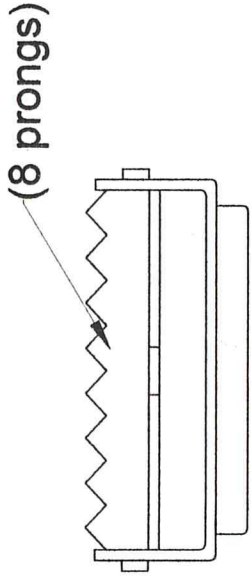


~~BERNARDINO M. RICALPRENTE JR~~
Colonel PA (GSC)
The Quartermaster General, AFP

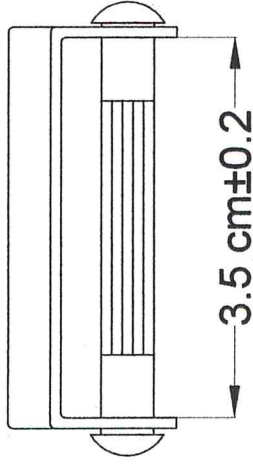
BUCKLE, ALUMINUM, BELT, WAIST

QM SPEC NR C-124BABW

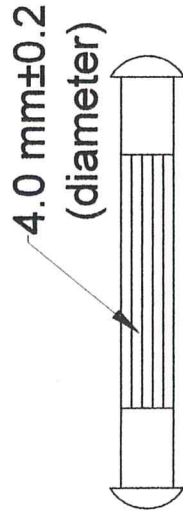
PCF 14 2007



Belt Grip Lock Device



(strap accommodation width)




Roller

~~BERNARDINO M. RICAPRENTE JR~~
Colonel USA (GSC)
The Quartermaster General, AFP

HEADQUARTERS
PHILIPPINE ARMY
OFFICE OF THE ARMY QUARTERMASTER
Fort Andres Bonifacio, Metro Manila

TEST PARAMETERS
BUCKLE, ALUMINUM, BELT, WAIST

TEST PARAMETERS	QM SPEC NR C - 124BABW dated 14 October 2007	Classification	
		Major	Minor
Material			
Outer Buckle Frame	Aluminum	x	
Roller	Stainless Steel	x	
Belt Grip Lock Device	Stainless Steel	x	
Buckle Type	Sliding catch type	x	
Design	Consist of three (3) parts: outer buckle frame, roller and eight (8) prongs swivel type grip lock device	x	
Size, cm			
Overall Length	8 ± 0.2		x
Overall Width	4 ± 0.2		x
Strap Accomodation Width	3.5 ± 0.2		x
Thickness, mm			
Outer Buckle Frame	1.5 ± 0.2		x
Belt Grip Lock Device	1.4 ± 0.2		x
Roller Diameter, mm	4.0 ± 0.2		x
PA Logo	With "PA" logo embossed on the middle of the outer buckle	x	
Position of Triangle	Superimposed on pentagon background with base coinciding with the corners of the pentagon next to its apex		x
Color			
Circle	Yellow	x	
Pentagon	Green	x	
Pentagon Background	White	x	
Triangle	Red	x	
Construction			
Outer Buckle Frame	Shall be cut and formed from one sheet of material and shall be fastened to the grip lock device	x	
Roller	Shall be made from one piece material and shall be properly placed to insure a secure grip on the belt, waist, web	x	
Belt Grip Lock Device	Shall be fastened into the inner portion of the outer frames so as to swing freely	x	
Contractor's Label	With contractor's label	x	
Position	Engraved on the inner portion of the buckle		x
Letterings	Arial font, Size 10		x
Contents of Label	Name of Manufacturer:		x
Total		14	10


 AURELIO T. BADAJOS
 Colonel QMS (GSC) PA
 Chief

HEADQUARTERS
PHILIPPINE ARMY
OFFICE OF THE ARMY QUARTERMASTER
Fort Andres Bonifacio, Metro Manila

BUCKLE, ALUMINUM, BELT, WAIST
QM SPEC NR C-124BABW dated 14 October 2007

LIST OF REQUIRED PROTOTYPE SAMPLES

1. FOR POST QUALIFICATION TEST

PROTOTYPE SAMPLES

RDC – Three (3) pcs Buckle, Aluminum, Belt, Waist

2. FOR ACCEPTANCE TEST

Three (3) pcs Buckle, Aluminum, Belt, Waist – Picked at random from
delivery.


AURELIO T BADAJOS
Colonel GSC (QMS) PA
Chief

HEADQUARTERS
PHILIPPINE ARMY
OFFICE OF THE ARMY QUARTERMASTER
Fort Andres Bonifacio, Metro Manila

BUCKLE, ALUMINUM, BELT, WAIST
QM SPEC NR C-124BABW dated 14 October 2007

VISUAL INSPECTION CHECKLIST

DESCRIPTION OF DEFECTS	CLASIFICATION OF DEFECTS
1. Packing and Packaging	
a. Contents of carton label not as specified	Minor
b. Each Buckle, Aluminum, Belt, Waist shall be placed in a transparent/cellophane bag.	Minor
c. Ten (10) pieces of Buckle shall be tied to a bundle.packed in a corrugated carton.	Major
d. The top cover when closed shall be sealed with a binding tape and finally secured with nylon straps.	Minor
2. Not olive drab in color	Major
3. Missing End clips	
4. Loose sewing/Untrimmed thread ends	Minor
5. Presence of dirt, stains and other defects:	
a. Affecting appearance	Major
b. Does not affect appearance	Minor


AURELIO T. BADAJOS
Colonel GSC (QMS) PA
Chief