

MONTHLY REPORT OF DISBURSEMENTS
As at 31 DECEMBER 2020

Department : National Defense
Agency : Philippine Army
Operating Unit :
Organization Code (U) :
Funding Source Code (as clustered): 101

PARTICULARS	CURRENT YEAR BUDGET				PRIOR YEAR'S BUDGET							GRAND TOTAL					
	PS	MOOE	CO	TOTAL	PRIOR YEAR'S ACCTS PYBLE			CURRENT YEAR'S ACCTS PYBLE				SUB-TOTAL	PS	MOOE	CO	TOTAL	
					PS	MOOE	CO	MOOE	CO	Sub-Total	TOTAL						
1	2	3	4	5=(2+3+4+5)	6	7	8	9=(8+7+8+9)	10	11	12=(10+11)	13=(9+12)	14=(5+13)	15	16	17	18=(15+16+17)
Total 3rd Quarter	17,735,976,808.97	2,152,328,393.34	854,021.21	19,889,159,223.52	307,642,233.75	2,777,455,550.76	891,539,813.94	3,976,637,598.45	10,433,648.92	890,398.11	11,324,047.03	3,987,961,645.48	23,877,120,869.00	18,043,619,042.72	4,940,217,593.02	893,284,233.26	23,877,120,869.00
TOTAL JAN - SEPT	55,084,586,403.60	4,917,553,301.21	854,021.21	60,002,993,726.02	1,173,810,524.80	4,373,598,520.27	945,183,308.19	6,482,592,353.26	624,101,202.27	890,398.11	624,991,600.38	7,117,583,953.64	67,120,577,679.66	56,258,396,928.40	9,915,253,023.75	946,927,727.51	67,120,577,679.66
OCTOBER																	
Notice of Cash Allocat																	
MDS Checks	4,990,068,511.88	523,283,912.95	-	5,513,352,424.83	10,808,979.81	238,959,139.44	21,767,857.15	269,535,976.40	1,589,740.00	367,971.43	1,957,711.43	271,493,687.83	5,784,846,112.66	5,000,877,491.69	761,832,792.39	22,135,828.58	5,784,846,112.66
Advice to Debit A	563,157,201.71	219,387,532.47	-	782,544,734.18	114,007,593.00	87,447,431.10	49,413,489.43	250,868,513.53	5,398,443.19	-	5,398,443.19	256,266,956.72	1,038,811,690.90	677,164,794.71	312,233,406.76	49,413,489.43	1,038,811,690.90
Tax Remittance Advices	229,088,219.58	13,067,756.46	-	242,155,976.04	189,358.56	21,001,597.39	1,232,142.85	22,423,088.80	224,170.22	20,828.57	244,998.79	22,668,097.59	264,824,073.63	229,277,578.14	34,293,524.07	1,252,971.42	264,824,073.63
Total - OCTOBER	5,782,313,933.17	755,739,201.88	-	6,538,053,135.05	125,005,931.37	345,408,167.93	72,413,489.43	542,827,588.73	7,212,353.41	388,800.00	7,601,153.41	550,428,742.14	7,088,481,877.19	5,907,319,864.54	1,108,359,723.22	72,802,289.43	7,088,481,877.19
NOVEMBER																	
Notice of Cash Allocat																	
MDS Checks	8,521,519,630.60	917,911,233.58	-	9,439,430,864.18	10,149,294.94	26,599,229.74	55,493,343.99	92,241,868.67	4,184,404.48	-	4,184,404.48	96,426,273.15	9,535,857,137.33	8,531,668,925.54	948,694,867.80	55,493,343.99	9,535,857,137.33
Advice to Debit A	632,121,039.43	238,862,860.95	-	870,983,900.38	108,782,915.42	33,912,857.86	50,200,000.00	192,895,773.28	6,859,683.30	-	6,859,683.30	199,755,456.58	1,070,739,356.96	740,903,954.85	279,635,402.11	50,200,000.00	1,070,739,356.96
Tax Remittance Advices	234,206,429.40	9,355,543.37	-	243,561,972.77	154,341.13	1,545,881.17	5,925,000.00	7,625,222.30	141,101.56	-	141,101.56	7,766,323.86	251,328,296.63	234,360,770.53	11,042,526.10	5,925,000.00	251,328,296.63
Total - NOVEMBER	9,387,847,099.43	1,166,129,637.90	-	10,553,976,737.33	119,086,551.49	62,057,968.77	111,618,343.99	292,762,864.25	11,185,189.34	-	11,185,189.34	303,948,053.59	10,857,924,790.92	9,506,933,660.92	1,239,372,796.01	111,618,343.99	10,857,924,790.92
DECEMBER																	
Notice of Cash Allocat																	
MDS Checks	7,800,516,355.99	2,228,561,116.96	-	10,029,077,472.95	21,760,933.18	330,536,343.36	39,164,222.14	391,461,498.68	22,264,530.42	-	22,264,530.42	413,726,029.10	10,442,803,504.05	7,822,277,289.17	2,581,361,992.74	39,164,222.14	10,442,803,504.05
Advice to Debit A	1,133,081,715.29	523,101,284.82	160,882.45	1,656,343,882.56	286,936,338.30	70,568,176.92	95,003,939.74	452,508,454.96	36,069,222.50	-	36,069,222.50	488,577,677.46	2,144,921,560.02	1,420,018,053.59	629,738,684.24	95,164,822.19	2,144,921,560.02
Tax Remittance Advices	236,023,863.38	42,057,007.62	9,108.55	278,089,977.55	175,891.36	42,419,148.81	2,371,616.45	44,966,656.62	1,327,232.22	-	1,327,232.22	46,293,888.84	324,383,866.39	236,199,754.74	85,803,388.65	2,380,723.00	324,383,866.39
Total - DECEMBER	9,169,621,934.65	2,793,719,411.40	169,989.00	11,963,511,335.06	308,873,162.84	443,523,669.09	136,539,778.33	888,936,610.26	59,660,985.14	-	59,660,985.14	948,597,595.40	12,912,108,930.46	9,478,495,097.50	3,296,904,065.63	136,709,767.33	12,912,108,930.46
4th QUARTER																	
Notice of Cash Allocat																	
MDS Checks	21,312,104,498.47	3,669,756,265.49	-	24,981,860,763.96	42,719,207.93	594,094,712.54	116,425,423.28	753,239,343.75	28,038,674.90	367,971.43	28,406,646.33	781,645,990.08	25,763,506,754.04	21,354,823,706.40	4,291,889,652.93	116,793,394.71	25,763,506,754.04
Advice to Debit A	2,328,359,956.43	981,351,678.24	160,882.45	3,309,872,517.12	509,726,846.72	191,928,465.88	194,617,429.17	896,272,741.77	48,327,348.99	-	48,327,348.99	944,600,090.76	4,254,472,607.88	2,838,086,803.15	1,221,807,493.11	194,778,311.62	4,254,472,607.88
Tax Remittance Advices	699,318,512.36	64,480,307.45	9,108.55	763,807,926.36	519,591.05	64,966,627.37	9,528,759.30	75,014,977.72	1,692,504.00	20,828.57	1,713,332.57	76,728,310.29	840,536,236.65	699,838,103.41	131,139,438.82	9,558,694.42	840,536,236.65
Total 4th Quarter	24,339,782,967.26	4,715,588,251.18	169,989.00	29,055,341,207.44	552,965,645.70	850,989,805.79	320,571,611.75	1,724,527,063.24	78,058,527.89	388,800.00	78,447,327.89	1,802,974,391.13	30,858,515,598.57	24,892,748,612.96	5,644,636,584.86	321,130,400.75	30,858,515,598.57
TOTAL TO DATE	79,424,369,370.86	9,633,141,552.39	1,024,010.21	89,058,534,933.46	1,726,776,170.50	5,224,568,326.06	1,265,754,919.94	6,217,119,416.50	702,159,730.16	1,279,198.11	703,438,928.27	8,920,558,344.77	97,979,093,278.23	81,151,145,541.36	15,559,889,608.61	1,268,058,128.26	97,979,093,278.23


SUMMARY:

	Previous Report (JANUARY - NOV)	This month (DECEMBER)	As of this Date
Total Disbursement Authorities Received			
NCA	86,889,358,119.00	7,998,285,786.00	94,887,643,905.00
Regular	80,445,853,714.00	7,866,210,946.00	88,312,064,660.00
Prior Years	1,813,332,786.00	-	1,813,332,786.00
Commutation - Optional	2,054,456,066.00	33,832,531.00	2,088,288,597.00
Special Purpose Fund	2,568,784,981.00	98,242,309.00	2,667,027,290.00
GHQ / Other Major Services	6,928,572.00	-	6,928,572.00
TRA	2,772,451,578.92	324,383,868.39	3,096,835,447.31
CDC	-	-	-
NCAA	-	-	-
Others (CDT, BTr Docs Stamp, etc.)	-	-	-
Less: Notice of Transfer Allocations (NTA)* issued	-	-	-
Total Disbursements Authorities Available	89,661,807,697.92	8,322,669,652.39	97,984,477,350.31
Less: Lapsed NCA	5,383,901.00	171.08	5,384,072.08
Disbursements *	85,066,984,347.77	12,912,108,930.46	97,979,093,278.23
Cancelled Checks	-	-	-
Balance of Disbursements Authorities as of to date	4,589,439,449.15	(4,589,439,449.15)	-


**Total Disbursements Program
Less: * Actual Disbursements
(Over)/Under spending

Previous Report (JAN-NOV)	This month (DEC)	As of this Date
89,661,807,697.92	8,322,669,652.39	97,984,477,350.31
85,066,984,347.77	12,912,108,930.46	97,979,093,278.23
4,594,823,350.15	(4,589,439,278.07)	5,384,072.08

Certified Correct:


AYLENE P. GARCIA, CPA
Army Chief Accountant
Agency Chief Accountant
Date:

Approved By:


CIRILITO E. SOBELANA
Lieutenant General, PA
Commanding General, PA
Head of Agency or Authorized Representative
Date:

MONTHLY REPORT OF DISBURSEMENTS
For the month of DECEMBER 2020

Department : Department of National Defense (DND)
Agency : Philippine Army (Land Forces)
Operating Unit : N/A
Organization Code (UACS) : 17007000000
Funding Source Code (as clustered) : 01 - Regular Agency Fund
(e.g. Fund Cluster: 101,102, 151)

PARTICULARS	CURRENT YEAR BUDGET				PRIOR YEAR'S BUDGET				GRAND TOTAL				REMARKS					
	PS	MOOE	CO	TOTAL	PS	MOOE	CO	Sub-Total	PS	MOOE	CO	TOTAL						
1	2	3	5	6=(2+3+4+5)	7	8	10	11=(7+8+9+10)	13	16=(12+13+14+15)	17=(11+16)	18=(6+17)	23	24	26	27=(23+24+25+26)	28	
Notice of Transfer of Allocation (NTA)																		
MDS Checks Issued	7,800,516,355.99	2,228,561,118.96	-	10,029,077,474.95	21,760,933.18	330,536,343.36	39,164,222.14	391,461,498.68	22,264,530.42	22,264,530.42	413,726,029.10	10,442,803,504.05	7,822,277,289.17	2,581,361,992.74	39,164,222.14	10,442,803,504.05	-	
Advice to Debit Account	1,133,081,715.29	523,101,284.82	160,882.45	1,656,343,882.56	266,936,338.30	70,568,176.92	95,003,939.74	452,508,454.96	36,069,222.50	36,069,222.50	488,577,677.46	2,144,921,560.02	1,420,018,053.59	629,738,684.24	95,164,822.19	2,144,921,560.02	-	
Tax Remittance Advices Issued (TRA)	236,023,863.38	42,057,007.62	9,106.55	278,089,977.55	175,891.36	42,419,148.81	2,371,816.45	44,966,656.62	1,327,232.22	1,327,232.22	46,293,888.84	324,383,866.39	236,199,754.74	85,803,388.65	2,380,723.00	324,383,866.39	-	


This report was generated using the Unified Reporting System

Certified Correct:


AYLENE P. GARCIA, CPA
Army Chief Accountant

Agency Chief Accountant
Date: _____

Approved By:


CIRILITO E. SOBUIJANA
Lieutenant General, PA
Commanding General, PA
Head of Agency or Authorized Representative
Date: _____