

SUMMARY OF APPROPRIATIONS, ALLOTMENTS, OBLIGATIONS, DISBURSEMENTS AND BALANCES BY OBJECT OF EXPENDITURES

FAR No. 1-A

As of the Quarter Ending 30 June 2016

Department: Department of Defense
 Agency/OU: Philippine Army
 Organization Code (UIC): 17007000000
 Funding Source Code (if clustered): 101

X	Current Year Appropriations
	Supplemental Appropriations
	Continuing Appropriations

Particulars	UACS CODE	Appropriations					Allotments					Current Year Obligations				Current Year Disbursements				Balances	
		3	4	5-(3+4)	6	Adjusted Total Allotments 10=(7+8+9)	1st Quarter Ending March 31 11	2nd Quarter Ending June 30 12	3rd Quarter Ending September 30 13	Total 15	1st Quarter Ending March 31 16	2nd Quarter Ending June 30 16	3rd Quarter Ending Sept. 30 18	Total 20	21=(9-10)	Unpaid Obligations					
																Due and Demandable 23	Not Yet Due and Demandable 24				
SUMMARY																					
A. AGENCY SPECIFIC BUDGET																					
Personnel Services																					
Salaries and Wages																					
Salaries and Wages - Regular																					
Basic Salary - Civilian	5010101001	215,023,000.00	-	215,023,000.00	215,023,000.00	215,023,000.00	60,870,124.83	83,575,134.11	30,075,208.54	174,520,467.28	41,131,969.02	62,750,490.44	30,072,270.45	133,954,710.91	-	40,502,532.72	40,565,756.37				
Basic Pay - Military/Uniformed Personnel	5010101002	18,747,122,000.00	-	18,747,122,000.00	18,747,122,000.00	18,747,122,000.00	4,889,304,484.09	5,964,427,218.10	5,855,561,488.52	18,428,293,192.71	3,412,240,261.32	4,196,597,472.99	8,595,136,880.70	14,175,863,634.61	-	2,317,828,807.29	2,175,437,175.60				
PERA - Civilian	5010201001	25,632,000.00	-	25,632,000.00	25,632,000.00	25,632,000.00	6,819,032.25	7,072,838.54	7,284,498.00	21,276,186.79	4,590,000.00	4,730,607.30	11,855,559.40	21,276,186.79	-	4,356,833.21	-				
PERA - Military/Uniformed Personnel	5010201002	2,059,800,000.00	-	2,059,800,000.00	2,059,800,000.00	2,059,800,000.00	478,045,443.77	621,143,555.71	487,458,821.83	1,584,647,821.31	478,045,443.77	448,348,096.16	658,253,281.26	1,584,647,821.31	-	478,152,178.69	-				
Representation Expenses (RA)	5010202000	240,000.00	-	240,000.00	240,000.00	240,000.00	55,000.00	85,000.00	80,000.00	200,000.00	35,000.00	70,000.00	200,000.00	200,000.00	-	40,000.00	-				
Transportation Allowance (TA)	5010203001	240,000.00	-	240,000.00	240,000.00	240,000.00	55,000.00	85,000.00	80,000.00	200,000.00	35,000.00	70,000.00	200,000.00	200,000.00	-	40,000.00	-				
Clothing/Uniform Allowance - Civilian	5010204001	5,340,000.00	-	5,340,000.00	5,340,000.00	5,340,000.00	-	2,400.00	5,337,599.80	5,340,000.00	2,400.00	5,337,599.80	5,340,000.00	-	-	-					
Clothing/Uniform Allowance - Military/Uniformed Personnel	5010204003	205,981,000.00	-	205,981,000.00	205,981,000.00	205,981,000.00	46,837,823.69	63,180,836.68	48,835,128.91	158,133,992.27	46,837,823.69	47,138,972.83	17,789,809.40	111,778,105.81	-	47,117,907.73	47,068,986.38				
Clothing/Uniform Allowance - Special Military/Uniformed Personnel	5010204005	290,884,000.00	-	290,884,000.00	290,884,000.00	290,884,000.00	-	82,096,707.46	-	82,096,707.46	-	1,865,428.00	-	1,865,428.00	-	198,787,222.54	80,201,278.48				
Clothing/Uniform Allowance - Re-Enlistment M.I. Uniformed	5010204007	307,078,000.00	-	307,078,000.00	307,078,000.00	307,078,000.00	-	19,845,222.25	10,055,550.55	32,900,772.80	-	-	6,260,791.15	-	6,260,791.15	-					
Subsistence Allowance - Military/Uniformed Personnel	5010205001	8,112,476,000.00	-	8,112,476,000.00	8,112,476,000.00	8,112,476,000.00	2,119,536,731.32	1,847,806,420.36	594,831,098.31	4,561,774,249.99	2,119,536,731.32	1,847,183,036.52	593,634,226.48	4,560,354,896.30	-	3,550,701,750.01	1,419,553.69				
Subsistence Allowance - Magna Carta Ben for Public Health Workers	5010205003	3,893,000.00	-	3,893,000.00	3,893,000.00	3,893,000.00	-	1,702,830.00	2,290,170.00	3,993,000.00	-	-	2,290,170.00	3,993,000.00	-	-	-				
Laundry Allowance - Military/Uniformed Personnel	5010206002	33,288,000.00	-	33,288,000.00	33,288,000.00	33,288,000.00	7,580,502.42	10,354,095.15	15,317,412.43	33,268,000.00	7,580,502.42	7,780,235.70	17,871,141.13	33,268,000.00	-	-	-				
Laundry Allowance - Magna Carta, Public Health Workers	5010206004	389,000.00	-	389,000.00	389,000.00	389,000.00	-	73,800.00	-	389,000.00	-	73,800.00	325,200.00	389,000.00	-	-	-				
Quarters Allowance - Military/Uniformed Personnel	5010207002	437,104,000.00	-	437,104,000.00	437,104,000.00	437,104,000.00	104,109,761.78	139,513,666.27	105,806,107.88	379,429,555.69	104,109,761.78	104,272,138.77	141,047,855.16	349,429,555.69	-	87,674,444.31	-				
Honoraria - Civilian	5010210001	106,000.00	-	106,000.00	106,000.00	106,000.00	-	199,000.00	-	106,000.00	-	103,150.00	-	103,150.00	-	-	2,850.00				
Hazard Pay - Military / Uniformed Personnel	5010211003	247,176,000.00	-	247,176,000.00	247,176,000.00	247,176,000.00	93,013,469.74	128,353,405.13	2,753,894.11	224,205,668.98	93,098,498.74	97,748,878.35	22,896,833.43	213,944,293.71	-	22,870,110.02	10,381,695.27				
Hazard Pay - Magna Carta Benefits for Public Health Workers	5010211005	11,483,000.00	-	11,483,000.00	11,483,000.00	11,483,000.00	-	2,127,259.33	7,689,099.52	8,796,358.85	-	2,127,259.33	7,689,099.52	9,796,358.85	-	1,664,841.15	-				
Hazardous Duty Pay	5010211009	133,179,000.00	-	133,179,000.00	133,179,000.00	133,179,000.00	17,482,134.55	32,487,290.24	49,989,424.78	10,083.59	-	31,688,460.74	31,688,554.33	83,209,575.21	-	18,270,870.48	-				
Longevity Pay - Civilian	5010212001	4,896,000.00	-	4,896,000.00	4,896,000.00	4,896,000.00	783,378.78	850,411.71	2,863,797.28	771,378.78	791,970.84	781.75	1,582,131.37	-	2,207,202.74	1,106,865.89	-				
Longevity Pay - Military/Uniformed Personnel	5010212002	3,765,054,491.00	-	3,765,054,491.00	3,765,054,491.00	3,765,054,491.00	845,478,290.88	1,290,429,138.69	1,076,438,482.41	3,312,342,642.28	845,477,280.68	998,744,104.82	978,438,492.41	2,888,655,657.73	-	462,711,848.74	423,688,784.37				
Overtime Pay	5010213001	160,228.00	-	160,228.00	160,228.00	160,228.00	-	160,227.45	-	160,227.45	-	108,122.80	108,122.80	-	0.55	51,193.85	-				
Mid-Year End Bonus - Civilian	5010214001	17,819,000.00	-	17,819,000.00	17,819,000.00	17,819,000.00	-	17,819,000.00	-	17,819,000.00	-	17,819,000.00	-	17,819,000.00	-	-	-				
Mid-Year End Bonus - Military	5010214002	1,582,281,000.00	-	1,582,281,000.00	1,582,281,000.00	1,582,281,000.00	-	1,483,005,491.03	-	1,483,005,491.00	-	1,482,990,857.00	14,834.00	1,483,005,491.00	-	79,256,509.00	-				
Cash Gift - Civilian	5010215001	5,340,000.00	-	5,340,000.00	5,340,000.00	5,340,000.00	-	-	-	-	-	-	-	-	-	5,340,000.00	-				
Cash Gift - Military	5010215002	428,125,000.00	-	428,125,000.00	428,125,000.00	428,125,000.00	-	-	-	-	-	-	-	-	-	428,125,000.00	-				
Productivity Enhancement Incentive - Civilian	5010299012	5,340,000.00	-	5,340,000.00	5,340,000.00	5,340,000.00	-	-	-	-	-	-	-	-	-	5,340,000.00	-				
Productivity Enhancement Incentive - Military	5010299013	428,125,000.00	-	428,125,000.00	428,125,000.00	428,125,000.00	-	-	-	-	-	-	-	-	-	428,125,000.00	-				
Flying Pay - Duty Based Allowance	5010299018	10,410,000.00	-	10,410,000.00	10,410,000.00	10,410,000.00	-	2,009,686.85	2,384,257.00	4,403,923.65	-	2,009,686.85	2,314,050.00	4,323,716.65	-	6,038,078.35	80,207.00				
Special Team Group Insurance	5010299017	6,179,000.00	-	6,179,000.00	6,179,000.00	6,179,000.00	1,444,789.00	4,734,231.00	-	6,179,000.00	1,444,789.00	4,734,231.00	-	6,179,000.00	-	-	-				
Hardship Allowance	5010299025	610,281.00	-	610,281.00	610,281.00	610,281.00	-	-	-	610,280.26	-	610,280.26	-	610,280.26	-	0.74	-				
Combat Duty Pay	5010299028	345,486,000.00	-	345,486,000.00	345,486,000.00	345,486,000.00	103,464,819.35	137,561,500.00	104,458,680.65	345,486,000.00	103,464,819.35	103,106,000.00	35,214,444.00	241,785,283.35	-	-	103,700,636.65				
Instructors Duty Pay	5010299029	140,268,000.00	-	140,268,000.00	140,268,000.00	140,268,000.00	-	-	-	32,260,883.43	-	32,125,716.14	36,118,908.63	68,242,824.77	-	61,821,899.73	10,103,605.50				
Reservists Pay	5010299029	253,306,000.00	-	253,306,000.00	253,306,000.00	253,306,000.00	2,878,294.00	34,727,021.61	33,866,426.51	71,591,742.12	2,878,294.00	32,481,253.41	29,048,083.92	64,408,611.33	-	181,714,257.88	7,183,130.79				
Medal of Valor Award	5010299030	6,800,000.00	-	6,800,000.00	6,800,000.00	6,800,000.00	1,575,000.00	1,700,000.00	3,325,000.00	6,800,000.00	1,450,000.00	1,175,000.00	3,447,287.54	6,072,887.54	-	527,732.46	-				
Parachutist Pay	5010299033	170,475,000.00	-	170,475,000.00	170,475,000.00	170,475,000.00	-	24,897,279.87	5,971,440.25	30,828,719.92	24,481,439.86	5,915,470.75	36,396,907.41	138,448,280.08	-	231,812.51	-				
Other Personnel Benefits	5010299038	7,000,000.00	-	7,000,000.00	7,000,000.00	7,000,000.00	6,293,334.44	706,995.56	-	7,000,000.00	6,034,813.44	965,310.58	7,000,000.00	-	-	-					
PAG-BIG Contributions - Civilian	5010302001	1,282,000.00	-	1,282,000.00	1,282,000.00	1,282,000.00	678,000.00	358,232.30	248,787.70	1,282,000.00	228,500.00	238,332.30	117,400.00	585,232.30	-	686,787.70	-				
PAG-BIG Contributions - Military/Uniformed Personnel	5010302002	102,990,000.00	-	102,990,000.00	102,990,000.00	102,990,000.00	23,520,300.60	23,423,848.28	23,699,000.00	70,805,048.28	15,751,800.00	15,567,486.21	7,891,000.00	38,232,286.21	-	32,384,951.72	31,372,782.07				
PHILHEALTH Contributions - Civilian	5010303001	2,513,000.00	-	2,513,000.00	2,513,000.00	2,513,000.00	463,064.50	758,334.76	754,344.02	1,975,742.28	483,064.50	758,109.78	502,456.84	1,723,830.10	-	537,256.72	252,113.18				
PHILHEALTH Contributions - Military/Uniformed Personnel	5010303002	214,855,000.00	-	214,855,000.00	214,855,000.00	214,855,000.00	53,631,372.63	53,401,043.41	55,271,343.59	182,303,759.54	35,832,795.94	53,401,043.41	37,134,847.91	126,159,887.28	-	52,551,240.48	36,144,072.26				
Employees Compensation Insurance Premiums - Civilian	5010304001	1,279,000.00	-	1,279,000.00	1,279,000.00	1,279,000.00	227,553.70	403,101.35	237,022.51	890,357.38	113,877.31	348,824.57	116,550.80	890,352.78	-	348,824.57	350,004.59				

SUMMARY OF APPROPRIATIONS, ALLOTMENTS, OBLIGATIONS, DISBURSEMENTS AND BALANCES BY OBJECT OF EXPENDITURES

FAR No. 1A

As of the Quarter Ending 30 June 2016

Department: Department of National Defense
 Agency/OU: Philippine Army
 Organization Code (MPC): 17007000000
 Funding Source Code (as claimed): 101

X	Current Year Appropriations
	Supplemental Appropriations
	Continuing Appropriations

Particulars	UACS CODE	Appropriations				Allotments		Current Year Obligations				Current Year Encumbrances				Balances										
		3	4	5=(3+4)	6	7	8	9	10	11	12	13	14	15	16	17	18	19	20	21=(9-19)	22=(10-18)	23	24			
								Acquired Total	1st Quarter Ending March 31	2nd Quarter Ending June 30	3rd Quarter Ending September 30	Total	1st Quarter Ending March 31	2nd Quarter Ending June 30	3rd Quarter Ending Sept. 30	Total										
Food Supplies Expenses	5020305000	1,837,000.00	-	1,837,000.00	1,837,000.00	1,837,000.00	1,251,200.00	585,700.00	-	-	-	-	1,837,000.00	1,251,200.00	585,700.00	-	-	-	-	-	-	-	-	-	-	
Welfare Goods Expenses	5020306000	237,495,000.00	-	237,495,000.00	237,495,000.00	237,495,000.00	59,151,229.90	74,358,074.10	74,481,396.75	207,970,703.85	58,739,910.25	73,010,550.18	74,437,011.10	206,787,671.53	-	-	-	-	-	-	-	-	29,524,296.35	1,183,232.12		
Drugs and Medicine Expenses	5020307000	83,960,000.00	-	83,960,000.00	83,960,000.00	83,960,000.00	7,576,566.81	11,871,924.51	19,272,858.63	37,821,379.95	6,708,361.75	10,488,663.63	15,035,843.29	32,233,868.92	-	-	-	-	-	-	-	-	45,138,620.05	1,741,655.73	4,945,855.30	
Medical, Dental and Laboratory Supplies Expenses	5020308000	88,010,000.00	-	88,010,000.00	88,010,000.00	88,010,000.00	4,808,930.45	10,329,070.53	14,866,147.31	29,805,148.29	4,127,135.00	8,263,152.22	14,341,871.87	27,757,708.19	-	-	-	-	-	-	-	-	58,204,851.71	2,047,438.10	-	
Fuel, Oil and Lubricants Expenses	5020309000	1,290,137,000.00	-	1,290,137,000.00	1,290,137,000.00	1,290,137,000.00	6,720,975.98	1,283,416,024.02	-	-	-	-	-	1,289,137,000.00	6,157,818.75	378,747,527.20	417,148,240.10	803,053,586.05	-	-	-	-	-	-	487,083,413.95	
Military, Police and Traffic Supplies Expenses	5020310000	1,428,790,000.00	-	1,428,790,000.00	1,428,790,000.00	1,428,790,000.00	-	-	-	-	-	-	-	-	-	-	-	-	-	-	-	-	-	-	1,428,790,000.00	
Chemical and Filtering Supplies and Expense	5020313000	126,000.00	-	126,000.00	126,000.00	126,000.00	-	-	-	-	-	-	-	126,000.00	-	-	-	-	-	-	-	-	-	-	-	
Other Supplies and Materials Expenses	5020316000	383,203,381.00	-	383,203,381.00	383,203,381.00	383,203,381.00	116,023,625.79	177,511,427.57	221,225,343.30	363,098,370.80	114,768,758.61	171,053,537.84	239,489,245.90	363,086,370.80	-	-	-	-	-	-	-	-	20,105,010.20	-	-	
Water Expenses	5020401000	154,631,000.00	-	154,631,000.00	154,631,000.00	154,631,000.00	9,849,428.21	32,264,958.14	35,405,757.81	77,520,140.16	9,837,424.54	32,151,807.28	35,455,779.93	77,446,101.75	-	-	-	-	-	-	-	-	77,446,101.75	-	75,038.41	
Electricity Expenses	5020402000	323,869,000.00	-	323,869,000.00	323,869,000.00	323,869,000.00	10,887,741.90	76,887,330.80	83,429,307.70	180,184,380.40	18,782,008.02	75,234,240.00	81,774,068.84	175,930,914.86	-	-	-	-	-	-	-	-	143,674,619.80	4,263,665.54	-	
Postage and Courier Services	5020501000	2,984,000.00	-	2,984,000.00	2,984,000.00	2,984,000.00	118,468.20	414,300.00	369,443.54	802,241.74	115,596.20	414,650.76	268,803.08	616,952.02	-	-	-	-	-	-	-	-	2,081,758.28	86,280.72	-	
Telephone Expenses - Mobile	5020502001	86,880,000.00	-	86,880,000.00	86,880,000.00	86,880,000.00	8,396,918.42	18,878,251.48	19,828,666.23	46,404,836.11	18,828,666.23	15,346,292.35	18,925,457.48	40,011,341.22	-	-	-	-	-	-	-	-	40,475,163.89	6,383,694.89	-	
Telephone Expenses - Landline	5020502002	11,139,000.00	-	11,139,000.00	11,139,000.00	11,139,000.00	307,828.45	245,339.28	375,182.55	928,130.28	278,217.55	236,271.43	236,194.92	748,683.86	-	-	-	-	-	-	-	-	10,210,890.74	179,468.38	-	
Internet Subscription Expenses	5020503000	16,788,000.00	-	16,788,000.00	16,788,000.00	16,788,000.00	910,889.78	2,738,718.38	4,297,850.82	7,947,548.78	783,121.38	2,888,477.77	4,081,092.53	7,740,681.68	-	-	-	-	-	-	-	-	8,840,450.22	208,658.09	-	
Cable, Satellite, Telegraph and Radio Expenses	5020504000	20,084,000.00	-	20,084,000.00	20,084,000.00	20,084,000.00	495,762.35	1,278,712.89	13,513,255.57	15,268,900.81	383,000.00	1,284,508.43	9,441,530.77	11,838,048.20	-	-	-	-	-	-	-	-	-	4,785,099.39	4,248,854.41	-
Awards/Rewards Expenses	5020601000	3,372,878.00	-	3,372,878.00	3,372,878.00	3,372,878.00	1,587,224.00	1,815,654.00	-	-	-	-	-	3,372,878.00	1,492,184.00	1,825,694.00	58,030.00	3,372,878.00	-	-	-	-	-	-	-	-
Prizes	5020602000	217,741.00	-	217,741.00	217,741.00	217,741.00	-	-	-	-	-	-	-	217,741.00	-	-	-	197,437.00	-	-	-	-	-	-	-	20,304.00
Survey Expenses	5020701000	4,735,000.00	-	4,735,000.00	4,735,000.00	4,735,000.00	-	-	688,375.00	688,375.00	-	-	-	688,375.00	-	-	-	468,375.00	-	-	-	-	-	-	-	4,066,625.00
Research, Exploration and Development Expenses	5020702000	25,000.00	-	25,000.00	25,000.00	25,000.00	-	-	-	-	-	-	-	25,000.00	-	-	-	25,000.00	-	-	-	-	-	-	-	25,000.00
Demolition and Relocation Expenses	5020801000	240,000.00	-	240,000.00	240,000.00	240,000.00	-	-	-	-	-	-	-	240,000.00	-	-	-	240,000.00	-	-	-	-	-	-	-	240,000.00
Intelligence Expenses	5021001000	64,000,000.00	-	64,000,000.00	64,000,000.00	64,000,000.00	-	-	-	-	-	-	-	64,000,000.00	-	-	-	64,000,000.00	-	-	-	-	-	-	-	64,000,000.00
Legal Services	5021101000	2,500,000.00	-	2,500,000.00	2,500,000.00	2,500,000.00	-	-	7,500.00	120,000.00	127,500.00	-	-	127,500.00	-	-	-	127,500.00	-	-	-	-	-	-	-	2,372,500.00
Auditing Services	5021102000	3,000,000.00	-	3,000,000.00	3,000,000.00	3,000,000.00	589,000.00	631,887.49	788,677.57	1,949,375.06	589,000.00	823,308.29	722,178.77	1,934,485.06	-	-	-	1,934,485.06	-	-	-	-	-	-	-	54,800.00
Consultancy Services	5021103000	2,350,000.00	-	2,350,000.00	2,350,000.00	2,350,000.00	213,808.00	514,809.00	294,400.00	1,022,816.00	213,808.00	281,000.00	328,240.00	803,648.00	-	-	-	1,527,184.00	-	-	-	-	-	-	-	219,788.00
Other Professional Services	5021107000	19,614,000.00	-	19,614,000.00	19,614,000.00	19,614,000.00	462,250.00	408,000.00	437,000.00	3,207,250.00	316,750.00	482,500.00	337,000.00	1,830,000.00	-	-	-	1,830,000.00	-	-	-	-	-	-	-	18,306,750.00
Janitorial Services	5021202000	5,898,000.00	-	5,898,000.00	5,898,000.00	5,898,000.00	3,369,908.87	-	1,735,711.03	5,135,908.00	-	-	-	5,135,908.00	-	-	-	5,135,908.00	-	-	-	-	-	-	-	853,092.00
Other General Services	5021299000	1,811,000.00	-	1,811,000.00	1,811,000.00	1,811,000.00	47,000.00	32,000.00	1,150,000.00	2,238,000.00	26,000.00	40,000.00	36,000.00	2,300,000.00	-	-	-	2,300,000.00	-	-	-	-	-	-	-	372,000.00
R & M - Buildings	5021304001	55,965,000.00	-	55,965,000.00	55,965,000.00	55,965,000.00	9,915,539.78	30,295,987.45	31,213,073.52	45,524,280.75	8,677,999.18	29,269,417.34	7,576,884.23	45,524,280.75	-	-	-	45,524,280.75	-	-	-	-	-	-	-	10,440,719.25
R & M - Hospitals & Health Centers	5021304003	24,254,000.00	-	24,254,000.00	24,254,000.00	24,254,000.00	73,750.00	50,887.00	89,330.00	223,747.00	73,750.00	47,500.00	73,750.00	195,000.00	-	-	-	24,030,253.00	-	-	-	-	-	-	-	28,747.00
R & M - Other Structures	5021304099	141,400,000.00	-	141,400,000.00	141,400,000.00	141,400,000.00	5,808,888.23	18,284,910.79	97,230,177.78	121,333,977.80	4,985,279.25	17,269,416.86	14,864,827.75	36,719,525.96	-	-	-	20,068,022.20	-	-	-	-	-	-	-	1,849,101.81
R & M - Machinery	5021305001	2,101,000.00	-	2,101,000.00	2,101,000.00	2,101,000.00	86,500.00	248,115.50	581,745.00	897,380.50	64,500.00	233,155.00	380,311.00	689,966.00	-	-	-	1,203,836.50	-	-	-	-	-	-	-	207,384.50
R & M - Office Equipment	5021305002	44,296,000.00	-	44,296,000.00	44,296,000.00	44,296,000.00	865,848.00	2,850,297.85	23,059,795.85	28,904,438.80	816,422.00	2,036,444.50	2,401,918.00	5,254,784.50	-	-	-	17,481,580.20	-	-	-	-	-	-	-	3,635,944.71
R & M - ICT Equipment	5021305003	71,883,000.00	-	71,883,000.00	71,883,000.00	71,883,000.00	5,892,557.84	14,286,068.43	17,985,738.62	36,124,364.89	5,269,445.00	14,716,038.57	14,188,050.42	34,783,533.91	-	-	-	429,389.60	-	-	-	-	-	-	-	17,884,110.50
R & M - Communication Equipment	5021305007	188,588,000.00	-	188,588,000.00	188,588,000.00	188,588,000.00	1,407,500.00	3,845,041.00	3,582,127.80	6,484,868.80	1,154,880.00	2,186,872.00	2,527,896.00	5,871,247.80	-	-	-	160,083,31.40	-	-	-	-	-	-	-	2,613,421.60
R & M - Construction & Heavy Equipment	5021305008	20,774,000.00	-	20,774,000.00	20,774,000.00	20,774,000.00	352,411.00	6,872,995.00	8,195,139.00	15,131,545.00	135,050.00	6,881,826.00	7,988,136.00	14,987,012.00	-	-	-	5,842,455.00	-	-	-	-	-	-	-	144,533.00
R & M - Disaster Response & Rescue Equipment	5021305009	1,215,000.00	-	1,215,000.00	1,215,000.00	1,215,000.00	144,																			

SUMMARY OF APPROPRIATIONS, ALLOTMENTS, OBLIGATIONS, DISBURSEMENTS AND BALANCES BY OBJECT OF EXPENDITURES
As of the Quarter Ending 30 June 2018


FAR No. 1-A

Department: Department of National Defense
Agency/OU: Philippine Army
Organization Code (UMCS): 1700700000
Funding Source Code (as clustered): 001

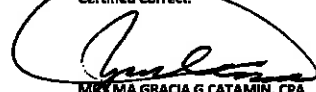
X	Current Year Appropriations
	Supplemental Appropriations
	Continuing Appropriations

Particulars	UMCS CODE	Appropriations				Allotments				Current Year Obligations				Current Year Disbursements				Balances			
		3	4	5-(3-4)	6	Adjusted Total Allotments 10-(5+7-8-9)	1st Quarter	2nd Quarter	3rd Quarter	Total	1st Quarter	2nd Quarter	3rd Quarter	Total	21-(5-10)	22-(10-15)	Unpaid Obligations				
							Ending March 31 11	Ending June 30 12	Ending Sept-Oct 20 13		Ending March 31 16	Ending June 30 17	Ending Sept. 20 18				20	23	24		
Locally Funded Projects																					
Rep & Maint - Buildings & Other Structures	5021304001	1,000,000.00			1,000,000.00																
Sub - Total, LFPs		1,000,000.00			1,000,000.00																
Total, MOOE		7,808,720,000.00			7,808,720,000.00	7,808,720,000.00	7,808,720,000.00	441,043,976.81	2,213,481,483.01	4,423,648,928.51	434,875,815.49	1,283,501,716.73	1,000,000.00	3,183,070,671.49	268,257,804.20	1,010,257,474.08					
Capital Outlays																					
Property, Plant and Equipment Outlay																					
Buildings and Other Structures Outlay	10604040 00																				
Buildings	10604040 01																				
School Buildings	10604040 02																				
Hospitals and Health Centers	10604040 03																				
Other Infrastructure Assets	5060403089	910,000.00			910,000.00	910,000.00															
Hospitals & Centers	5060404003	41,000,000.00			41,000,000.00																
ICTE	5060405003	81,601,000.00			81,601,000.00	81,601,000.00				47,885,316.08											
Communication Equipment	5060405007	100,000,000.00			100,000,000.00	100,000,000.00															
Military, Police & Security Equipment	5060405010	10,400,000.00			10,400,000.00	10,400,000.00															
Medical Equipment	5060405011	54,000,000.00			54,000,000.00																
Other Machinery and Equipment	5060405099	12,000,000.00			12,000,000.00	12,000,000.00															
Computer Software	5060602000	3,350,000.00			3,350,000.00	3,350,000.00															
Sub - Total, Capital Outlay		283,261,000.00			283,261,000.00	163,261,000.00	188,261,000.00			47,885,316.08											
Locally Funded Projects																					
Water Supply	5060403004	5,000,000.00			5,000,000.00																
Buildings	5060404001	10,000,000.00			10,000,000.00																
Sub - Total, LFPs		15,000,000.00			15,000,000.00																
Total, Capital Outlay		298,261,000.00			298,261,000.00	168,261,000.00	188,261,000.00			47,885,316.08											
TOTAL, APPROPRIATIONS		47,537,259,000.00			47,537,259,000.00	48,521,737,844.00	48,521,737,844.00	9,122,011,527.73	14,545,819,713.28	8,735,996,950.36	34,174,852,650.04	7,881,984,554.70	10,905,246,210.77	9,383,445,899.33	29,382,433,885.81	1,015,521,356.00	12,347,064,993.96	3,423,857,828.19	1,168,381,136.04		
B. AUTOMATIC APPROPRIATIONS																					
Retirement and Life Insurance Premium	5010301000	25,803,000.00	1,077,000.00		26,880,000.00	26,880,000.00	26,880,000.00	7,009,706.32	6,414,043.41	7,472,983.44	20,896,733.17	7,009,706.32	6,414,043.41	7,472,983.44	20,896,733.17			5,983,286.83			
Customs, Duties and Taxes	5021501000		44,264,476.00		44,264,476.00	44,264,476.00	44,264,476.00			44,264,476.00				44,264,476.00	44,264,476.00						
TOTAL Automatic Appropriation		25,803,000.00	45,341,476.00		71,144,476.00	71,144,476.00	71,144,476.00	7,009,706.32	6,414,043.41	51,737,459.44	65,161,209.17	7,009,706.32	6,414,043.41	51,737,459.44	65,161,209.17			5,983,286.83			
C. SPECIAL PURPOSE FUND																					
Miscellaneous Personnel Benefits Fund			3,719,645,529.00		3,719,645,529.00	3,719,645,529.00	3,719,645,529.00	320,475,060.36	1,885,815,158.03	307,159,114.48	2,513,149,332.13	320,475,060.36	1,885,815,158.03	307,159,114.48	2,513,149,332.13			1,208,486,196.12			
Pension and Gratuity Fund			768,464,744.00		768,464,744.00	768,464,744.00	768,464,744.00			630,414,155.00	630,414,155.00			630,414,155.00	630,414,155.00			138,050,589.00			
TOTAL SPECIAL PURPOSE FUND			4,488,110,273.00		4,488,110,273.00	4,488,110,273.00	4,488,110,273.00	320,475,060.36	1,885,815,158.03	937,573,269.48	3,143,563,487.13	320,475,060.36	1,885,815,158.03	937,573,269.48	3,143,563,487.13			1,346,536,785.12			
D. OTHER SOURCES OF FUNDS																					
MOOE			36,808,696.05		36,808,696.05	36,808,696.05	36,808,696.05	1,287,896.87	4,472,312.90	1,811,420.73	7,571,630.30	400,000.00	5,360,209.57	1,811,420.73	7,571,630.30			29,237,065.75			
CO																					
TOTAL, OTHER SOURCES			36,808,696.05		36,808,696.05	36,808,696.05	36,808,696.05	1,287,896.87	4,472,312.90	1,811,420.73	7,571,630.30	400,000.00	5,360,209.57	1,811,420.73	7,571,630.30			29,237,065.75			
E. PRIOR YEARS BUDGET (CONTINUING APPROP)																					
MOOE		1,804,689,306.15			1,804,689,306.15	1,804,689,306.15	1,804,689,306.15	98,335,326.15	337,519,127.76	951,076,501.30	1,385,830,655.21	32,302,546.80	34,807,761.81	176,306,290.84	243,116,606.25			417,738,350.84			
CO		282,653,281.05			282,653,281.05	282,653,281.05	282,653,281.05	16,584,400.52	3,576,127.88	77,817,433.72	99,989,862.12	235,938.92	804,586.38	66,070,603.57	87,211,139.87			152,863,318.93			
TOTAL, Prior Years Budget		2,087,322,587.20			2,087,322,587.20	2,087,322,587.20	2,087,322,587.20	114,920,726.67	341,095,255.64	1,028,893,935.02	1,485,820,517.33	32,538,485.72	35,612,348.19	242,376,894.41	310,327,746.12			570,601,669.77			
GRAND TOTAL		49,630,384,587.20	4,670,280,445.05		54,300,665,032.25	53,205,123,678.25	53,205,123,678.25	9,587,713,917.75	16,783,416,483.24	10,755,613,035.04	38,877,013,894.72	8,212,317,811.10	12,838,047,987.97	10,616,944,843.20	33,109,057,759.28	1,015,521,356.00	14,377,253,781.51	3,445,008,047.39	2,323,804,088.05		


Certified Correct:


ROWEN S. TOLENTINO
COLONEL GSC (CAV) PA
Chief Management & Fiscal Office
Budget Officer
Date:

Certified Correct:


MA MA GRACIA G. CATAMIN, CPA
Acting Army Chief Accountant
Agency Chief Accountant
Date:

Approved By:


EDUARDO M. ANCO
Lieutenant General, AFP
Commanding General, PA
Agency Head/Department Secretary
Date:

SUMMARY OF APPROPRIATIONS, ALLOTMENTS, OBLIGATIONS, DISBURSEMENTS AND BALANCES BY OBJECT OF EXPENDITURES
As of the Quarter Ending 30 SEPTEMBER 2016

FAR No. 1-A

Department : Department of National Defense
Agency : Philippine Army
Operating Unit :
Organization Code (U):
Funding Source Code (as clustered) : BCDA FUND 170
(e.g. Old Fund Code: 101,102, 151)


X	Current Year Appropriations
	Supplemental Appropriations
	Continuing Appropriations


Particulars	UACS CODE	Appropriations			Allotments				Current Year Obligations					Current Year Disbursements					Balances				
		Authorized Appropriation	Adjustments (Transfer (To)/From, Realignment)	Adjusted Appropriations	Allotments Received	Adjustments (Withdrawal, Realignment)	Transfer To	Transfer From	Adjusted Total Allotments	1st Quarter	2nd Quarter	3rd Quarter	4th Quarter	Total	1st Quarter	2nd Quarter	3rd Quarter	4th Quarter	Total	Unreleased Appropriations	Unobligated Allotment	Unpaid Obligations /15-20/ = /23+24/	
										Ending March	Ending June 30	Ending Sept. 30	Ending Dec. 31		Ending March	Ending June	Ending Sept. 30	Ending Dec. 31				Due and Demandable	Not Yet Due and Demandable
1	2	3	4	5=(3+4)	6	7	8	9	10={[(6+(-)7)-8+9]}	11	12	13	14	15={11+12+13+14}	16	17	18	19	20={16+17+18+19}	21={5-10}	22={10-15}	23	24
BCDA FUND 170																							
Land Improvement	50604020-99				17,638,102.04				17,638,102.04	0.00	0.00	0.00	0.00	0.00	0.00	0.00	0.00	0.00	0.00		17,638,102.04	0.00	0.00
School Building	50604040-02				119,263,511.48				119,263,511.48	0.00	0.00	0.00	0.00	0.00	0.00	0.00	0.00	0.00	0.00		119,263,511.48	0.00	0.00
Building	50604040-01				313,816,857.27				313,816,857.27	0.00	0.00	0.00	0.00	0.00	0.00	0.00	0.00	0.00	0.00		313,816,857.27	0.00	0.00
Other Structures	50604040-99				408,983,730.09				408,983,730.09	0.00	0.00	111,182.85	0.00	111,182.85	0.00	0.00	0.00	0.00	0.00		408,882,607.24	0.00	111,182.85
Water System	50604030-C4				1,418,190.87				1,418,190.87	0.00	0.00	0.00	0.00	0.00	0.00	0.00	0.00	0.00	0.00		1,418,190.87	0.00	0.00
Hospital & Health Ctr	50604070-03				2,025,805.80				2,025,805.80	0.00	0.00	0.00	0.00	0.00	0.00	0.00	0.00	0.00	0.00		2,025,805.80	0.00	0.00
Firefighting Equip.	50604050-09				25,644.43				25,644.43	0.00	0.00	0.00	0.00	0.00	0.00	0.00	0.00	0.00	0.00		25,644.43	0.00	0.00
Medical & Dental Equip	50604050-11				227,795.00				227,795.00	0.00	0.00	0.00	0.00	0.00	0.00	0.00	0.00	0.00	0.00		227,795.00	0.00	0.00
GRAND TOTAL					863,408,696.98				863,408,696.98	0.00	0.00	111,182.85	0.00	111,182.85	0.00	0.00	0.00	0.00	0.00		863,298,514.13	0.00	111,182.85


Certified Correct:

Certified Correct:

Approved By:


ROWEN S. TOLENTINO
Colonel GSC (CAV) PA
Chief Management & Fiscal Office
Budget Officer


MRS. MA GRACIA G. CATAMIN, CPA
Acting Army Chief Accountant
Agency Chief Accountant


EDUARDO M. AÑO
Lieutenant General, AFP
Commanding General, PA

Head of Agency or Authorized Representative

Date: