

STATEMENT OF APPROPRIATIONS, ALLOTMENTS, OBLIGATIONS, DISBURSEMENTS AND BALANCES  
As of the Quarter 31 March 2016

Department of National Defense  
Agency Philippine Army  
Organization Code (UACS) 1700700000  
Funding Source Code (as clustered): 101

X	Current Year Appropriations
	Supplemental Appropriations
	Continuing Appropriations

Particulars	UACS CODE	Appropriations			Allotments		Current Year Obligations		Current Year Disbursements		Balances			
		Authorized Appropriation	Adjustments (Transfers (To)/From, Reassignment)	Adjusted Appropriations	Allotments Received	Adjusted Total Allotments	1st Quarter Ending 31-Mar	Total	1st Quarter Ending 31-Mar	Total	Unreleased Appropriations	Unobligated Allotment	(15-20) = (23-24)	
													Due and Demandable	Not Yet Due and Demandable
1	2	3	4	5=(3+4)	6	7=(6+7+8+9)	11	15=(11+12+13+14)	16	20=(16+17+18+19)	21=(5-10)	22=(10-15)	23	24
<b>I. Agency Specific Budget</b>	1 01 101													
<b>General Administration and Support</b>	100010000													
General Administration and Supervision	100010000	4,979,529,000.00	-	4,979,529,000.00	3,763,539,000.00	3,763,539,000.00	880,873,627.05	880,873,627.05	874,290,727.06	874,290,727.06	1,215,990,000.00	2,882,665,372.85	6,582,886.98	-
PS		4,036,354,000.00	-	4,036,354,000.00	2,822,364,000.00	2,822,364,000.00	755,195,770.50	755,195,770.50	750,115,310.50	750,115,310.50	1,215,990,000.00	2,067,188,229.50	5,080,460.00	-
MOOE		887,014,000.00	-	887,014,000.00	887,014,000.00	887,014,000.00	125,677,856.55	125,677,856.55	124,175,415.56	124,175,415.56	-	781,336,143.45	1,502,439.98	-
CO		54,161,000.00	-	54,161,000.00	54,161,000.00	54,161,000.00	-	-	-	-	-	54,161,000.00	-	-
Support to Operations	200000000													
Force-Level Support Services	200010000	2,549,873,000.00	-	2,549,873,000.00	2,549,873,000.00	2,549,873,000.00	663,580,391.15	663,550,391.15	647,113,770.23	647,113,770.23	-	1,888,322,808.85	16,436,620.92	-
PS		1,904,634,000.00	-	1,904,634,000.00	1,904,634,000.00	1,904,634,000.00	582,109,700.45	582,109,700.45	566,788,356.98	566,788,356.98	-	1,322,524,299.55	15,321,343.47	-
MOOE		633,539,000.00	-	633,539,000.00	633,539,000.00	633,539,000.00	81,440,690.70	81,440,690.70	80,325,413.25	80,325,413.25	-	552,098,309.30	1,115,277.45	-
CO		11,700,000.00	-	11,700,000.00	11,700,000.00	11,700,000.00	-	-	-	-	-	11,700,000.00	-	-
Operations	300000000	39,991,857,000.00	-	39,991,857,000.00	39,997,857,000.00	39,997,857,000.00	7,577,587,509.53	7,577,587,509.53	6,330,490,061.41	6,330,490,061.41	294,000,000.00	32,120,269,490.47	1,247,097,448.12	-
MFO 1 - TERRITORIAL DEFENSE, SECURITY AND STABILITY SERVICES	301000000													
Force Development	301010000	669,875,000.00	-	669,875,000.00	625,875,000.00	625,875,000.00	79,233,756.01	79,233,756.01	78,119,710.80	78,119,710.80	44,000,000.00	546,641,243.99	1,114,045.21	-
PS		669,875,000.00	-	669,875,000.00	625,875,000.00	625,875,000.00	79,233,756.01	79,233,756.01	78,119,710.80	78,119,710.80	44,000,000.00	546,641,243.99	1,114,045.21	-
MOOE		-	-	-	-	-	-	-	-	-	-	-	-	-
CO		-	-	-	-	-	-	-	-	-	-	-	-	-
Force Sustainment	301020000	39,321,982,000.00	-	39,321,982,000.00	39,071,982,000.00	39,071,982,000.00	7,498,353,753.52	7,498,353,753.52	6,252,370,350.61	6,252,370,350.61	250,000,000.00	31,573,628,246.48	1,245,963,402.91	-
PS		33,666,290,000.00	-	33,666,290,000.00	33,666,290,000.00	33,666,290,000.00	7,343,862,079.97	7,343,862,079.97	6,110,115,075.73	6,110,115,075.73	-	26,342,627,820.03	1,233,547,004.24	-
MOOE		5,418,292,000.00	-	5,418,292,000.00	5,375,292,000.00	5,375,292,000.00	154,691,673.55	154,691,673.55	142,255,274.88	142,255,274.88	43,000,000.00	5,220,800,326.45	12,436,398.67	-
CO		217,400,000.00	-	217,400,000.00	10,400,000.00	10,400,000.00	-	-	-	-	207,000,000.00	10,400,000.00	-	-
Sub-Total, Agency Specific Budget		47,521,259,000.00	-	47,521,259,000.00	46,011,269,000.00	46,011,269,000.00	9,122,011,527.73	9,122,011,527.73	7,851,894,558.70	7,851,894,558.70	1,509,990,000.00	36,889,257,472.27	1,270,116,969.03	-
PS		39,629,278,000.00	-	39,629,278,000.00	38,413,288,000.00	38,413,288,000.00	8,680,967,550.92	8,680,967,550.92	7,427,018,743.21	7,427,018,743.21	1,215,990,000.00	29,732,320,449.08	1,253,948,807.71	-
MOOE		7,608,720,000.00	-	7,608,720,000.00	7,521,720,000.00	7,521,720,000.00	441,043,976.81	441,043,976.81	424,875,815.49	424,875,815.49	87,000,000.00	7,080,876,023.19	16,168,161.32	-
CO		283,261,000.00	-	283,261,000.00	76,261,000.00	76,261,000.00	-	-	-	-	207,000,000.00	76,261,000.00	-	-
Locally-Funded Project(s)	400000000	16,000,000.00	-	16,000,000.00	-	-	-	-	-	-	16,000,000.00	-	-	-
PS		-	-	-	-	-	-	-	-	-	-	-	-	-
MOOE		1,000,000.00	-	1,000,000.00	-	-	-	-	-	-	1,000,000.00	-	-	-
CO		15,000,000.00	-	15,000,000.00	-	-	-	-	-	-	15,000,000.00	-	-	-
Sub-Total, Agency Specific Budget		47,537,259,000.00	-	47,537,259,000.00	46,011,269,000.00	46,011,269,000.00	9,122,011,527.73	9,122,011,527.73	7,851,894,558.70	7,851,894,558.70	1,525,990,000.00	36,889,257,472.27	1,270,116,969.03	-
PS		39,629,278,000.00	-	39,629,278,000.00	38,413,288,000.00	38,413,288,000.00	8,680,967,550.92	8,680,967,550.92	7,427,018,743.21	7,427,018,743.21	1,215,990,000.00	29,732,320,449.08	1,253,948,807.71	-
MOOE		7,608,720,000.00	-	7,608,720,000.00	7,521,720,000.00	7,521,720,000.00	441,043,976.81	441,043,976.81	424,875,815.49	424,875,815.49	88,000,000.00	7,080,876,023.19	16,168,161.32	-
CO		286,261,000.00	-	286,261,000.00	76,261,000.00	76,261,000.00	-	-	-	-	222,000,000.00	76,261,000.00	-	-
<b>II. Automatic Appropriations</b>														
Sub-Total, Automatic Approp		-	26,880,000.00	26,880,000.00	26,880,000.00	26,880,000.00	7,009,706.32	7,009,706.32	7,009,706.32	7,009,706.32	-	19,870,293.68	-	-
PS		-	26,880,000.00	26,880,000.00	26,880,000.00	26,880,000.00	7,009,706.32	7,009,706.32	7,009,706.32	7,009,706.32	-	19,870,293.68	-	-
MOOE		-	-	-	-	-	-	-	-	-	-	-	-	-
CO		-	-	-	-	-	-	-	-	-	-	-	-	-
<b>III. Special Purpose Fund</b>														
Sub-Total, Special Purpose Fund		-	1,566,590,101.00	1,566,590,101.00	1,566,590,101.00	1,566,590,101.00	430,065,541.78	430,065,541.78	430,065,541.78	430,065,541.78	-	1,136,524,559.22	-	-
PS		-	1,566,590,101.00	1,566,590,101.00	1,566,590,101.00	1,566,590,101.00	430,065,541.78	430,065,541.78	430,065,541.78	430,065,541.78	-	1,136,524,559.22	-	-
MOOE		-	-	-	-	-	-	-	-	-	-	-	-	-
CO		-	-	-	-	-	-	-	-	-	-	-	-	-


STATEMENT OF APPROPRIATIONS, ALLOTMENTS, OBLIGATIONS, DISBURSEMENTS AND BALANCES  
As of the Quarter 31 March 2016

Department: Department of National Defense  
Agency: Philippine Army  
Organization Code (UACS): 1700700000  
Funding Source Code (as clustered): 101


X	Current Year Appropriations
	Supplemental Appropriations
	Continuing Appropriations

Particulars	UACS CODE	Appropriations			Allotments		Current Year Obligations		Current Year Disbursements		Balances			
		Authorized Appropriation	Adjustments (Transfer To/From Reassignment)	Adjusted Appropriations	Allotments Received	Adjusted Total Allotments	1st Quarter Ending 31-Mar	Total	1st Quarter Ending 31-Mar	Total	Unreleased Appropriations	Unobligated Allotment	(15-20) = (23-24)	
													Due and Demandable	Not Yet Due and Demandable
1	2	3	4	5=(3+4)	6	10=(6+7+8+9)	11	15=(11+12+13+14)	16	20=(16+17+18+19)	21=(5-10)	22=(16-19)	23	24
<b>IV. Other Sources of Funds</b>														
Agency Specific Budget (GHC/PN/PAF)														
Sub-Total, Agency Specific Budget			8,808,873.24	8,808,873.24	8,808,873.24	8,808,873.24	1,287,896.67	1,287,896.67	400,000.00	400,000.00		7,520,976.57	887,896.67	
PS														
MCOE			8,808,873.24	8,808,873.24	8,808,873.24	8,808,873.24	1,287,896.67	1,287,896.67	400,000.00	400,000.00		7,520,976.57	887,896.67	
CO														
<b>V. Prior Years Budget (Continuing Approp)</b>														
PS		2,087,322,587.20		2,087,322,587.20	2,087,322,587.20	2,087,322,587.20	116,929,726.67	116,929,726.67	32,538,485.72	32,538,485.72		1,970,392,860.53	24,687,957.94	59,703,283.01
MCOE		1,804,669,306.15		1,804,669,306.15	1,804,669,306.15	1,804,669,306.15	98,335,326.15	98,335,326.15	32,302,548.80	32,302,548.80		1,706,333,980.00	24,687,957.94	41,344,819.41
CO		282,653,281.05		282,653,281.05	282,653,281.05	282,653,281.05	18,594,400.52	18,594,400.52	235,936.92	235,936.92		264,058,880.53		18,358,463.60
<b>GRAND TOTAL</b>		<b>49,624,581,587.20</b>	<b>1,602,278,974.24</b>	<b>51,226,860,561.44</b>	<b>49,700,870,561.44</b>	<b>49,700,870,561.44</b>	<b>9,677,304,399.17</b>	<b>9,677,304,399.17</b>	<b>8,321,908,292.52</b>	<b>8,321,908,292.52</b>	<b>1,525,990,000.00</b>	<b>40,023,566,162.27</b>	<b>1,285,692,823.64</b>	<b>59,703,283.01</b>
PS		39,629,278,000.00	1,593,470,101.00	41,222,748,101.00	40,006,758,101.00	40,006,758,101.00	9,118,042,799.02	9,118,042,799.02	7,864,093,991.31	7,864,093,991.31	1,215,990,000.00	30,888,715,301.98	1,253,948,807.71	
MCOE		9,414,388,306.15	8,808,873.24	9,423,198,179.39	9,335,198,179.39	9,335,198,179.39	540,667,199.63	540,667,199.63	457,578,364.29	457,578,364.29	88,000,000.00	8,794,530,979.78	41,744,015.93	41,344,819.41
CO		580,914,281.05		580,914,281.05	358,914,281.05	358,914,281.05	18,594,400.52	18,594,400.52	235,936.92	235,936.92	222,000,000.00	340,319,880.53		18,358,463.60
Recapitulation by MFO:														
MFO		39,991,857,000.00		39,991,857,000.00	39,697,857,000.00	39,697,857,000.00	7,577,587,509.53	7,577,587,509.53	6,330,490,061.41	6,330,490,061.41	294,000,000.00	32,120,269,490.47	1,247,097,448.12	83,088,835.34
		39,991,857,000.00		39,991,857,000.00	39,697,857,000.00	39,697,857,000.00	7,577,587,509.53	7,577,587,509.53	6,330,490,061.41	6,330,490,061.41	294,000,000.00	32,120,269,490.47	1,247,097,448.12	
<b>OF WHICH:</b>														
<b>Major Programs/Projects</b>														
<b>KRA No. 1 - Just and Lasting Peace and the Rule of the Law</b>														
MFO 1 Territorial Defense, Security and Stability Services		39,991,857,000.00		39,991,857,000.00	39,697,857,000.00	39,697,857,000.00	7,577,587,509.53	7,577,587,509.53	6,330,490,061.41	6,330,490,061.41	294,000,000.00	32,120,269,490.47	1,247,097,448.12	
Force Development	301010000	669,875,000.00		669,875,000.00	625,875,000.00	625,875,000.00	79,233,756.01	79,233,756.01	78,119,710.80	78,119,710.80	44,000,000.00	546,641,243.99	1,114,045.21	
Force Sustainment	301020000	39,321,982,000.00		39,321,982,000.00	39,071,982,000.00	39,071,982,000.00	7,498,353,753.52	7,498,353,753.52	6,252,370,350.61	6,252,370,350.61	250,000,000.00	31,573,628,246.48	1,245,983,402.91	


Certified Correct:

  
ROWEN S. TOLENTINO  
COLONEL GSC (INF) PA  
Chief, Management & Fiscal Office  
Date:

Certified Correct:

  
MA GRACIA G. CATAMIN, CPA  
Acting Army Chief Accountant  
Date:

Approved By:

  
EDUARDO M. AÑO  
Lieutenant General, AFP  
Commanding General, PA  
Agency Head/Department Secretary  
Date:

STATEMENT OF APPROPRIATIONS, ALLOTMENTS, OBLIGATIONS, DISBURSEMENTS AND BALANCES  
As of the Quarter 30 June 2016

Department: Department of National Defense  
Agency: Philippine Army  
Organization Code (UACS): 1706790000  
Funding Source Code (as clustered): 101

X	Current Year Appropriations
	Supplemental Appropriations
	Continuing Appropriations

Particulars	UACS CODE	Appropriations		Allotments		Current Year Obligations			Current Year Disbursements			Balances					
		Advanced Appropriation	Transfer To/From	Adjusted Appropriations	Advanced Allotment	Adjusted Total Allotment	1st Quarter Ending 31-Mar	2nd Quarter Ending 30-Jun	Total	1st Quarter Ending 31-Mar	2nd Quarter Ending 30-Jun	Total	Unreleased Appropriations	Unobligated Allotment	Due and Demandable	Not Yet Due and Demandable	
		3	4	5(3+4)	6	7(6+7+8+9)	11	12	15(11+12+13+14)	16	17	20(16+17+18+19)	21 (6-15)	22 (16-15)	23	24 (15-20) + (23-24)	
I. Agency Specific Budget	1 01 101																
General Administration and Support	10000000																
PS	100010000	4,979,529,000.00	-	4,979,529,000.00	3,921,888,384.00	3,921,888,384.00	880,873,627.05	739,419,933.83	1,620,293,560.88	874,290,727.06	561,104,650.47	1,435,395,377.53	1,057,640,616.00	2,301,594,823.12	184,898,183.35	-	
MOOE		4,038,354,000.00	-	4,038,354,000.00	2,980,713,384.00	2,980,713,384.00	755,195,770.50	511,278,827.55	1,266,474,598.05	750,115,310.50	385,845,659.57	1,135,760,970.07	1,057,640,616.00	1,714,238,785.95	130,713,827.96	-	
CO		887,014,000.00	-	887,014,000.00	887,014,000.00	887,014,000.00	125,577,656.55	180,455,790.20	306,133,646.75	124,175,418.56	175,456,990.90	289,534,407.46	-	580,880,353.25	6,498,239.29	-	
CO		54,161,000.00	-	54,161,000.00	54,161,000.00	54,161,000.00	47,685,316.08	47,685,316.08	47,685,316.08	-	-	-	-	6,475,683.92	47,685,316.08	-	
Support to Operations	200000000																
Force-Level Support Services	200010000	2,549,873,000.00	-	2,549,873,000.00	2,549,873,000.00	2,549,873,000.00	663,550,391.15	665,476,384.83	1,329,026,785.98	647,113,770.23	643,181,605.65	1,290,295,375.88	-	1,220,846,214.02	34,590,981.40	4,140,428.70	
PS		1,904,634,000.00	-	1,904,634,000.00	1,904,634,000.00	1,904,634,000.00	582,109,700.45	545,164,685.93	1,127,274,386.38	566,788,356.98	535,330,892.15	1,102,119,349.13	-	777,359,813.82	25,155,037.25	-	
MOOE		633,539,000.00	-	633,539,000.00	633,539,000.00	633,539,000.00	81,440,690.70	120,311,708.90	201,752,399.60	127,972,413.25	107,850,613.50	188,178,026.75	-	431,786,800.40	9,435,944.15	4,140,428.70	
CO		11,700,000.00	-	11,700,000.00	11,700,000.00	11,700,000.00	-	-	-	-	-	-	-	11,700,000.00	-	-	
Operations	300000000	39,991,857,000.00	-	39,991,857,000.00	39,873,857,000.00	39,873,857,000.00	7,577,587,509.53	13,141,023,384.60	20,719,610,894.13	6,330,480,061.41	9,701,059,854.65	18,031,550,016.06	-	19,155,248,105.87	3,688,656,507.60	998,404,370.47	
MFO 1 - TERRITORIAL DEFENSE, SECURITY AND STABILITY SERVICES	301000000																
Force Development	301010000	669,875,000.00	-	669,875,000.00	669,875,000.00	669,875,000.00	79,233,756.01	155,750,210.15	234,983,966.16	78,119,710.80	121,983,779.10	200,103,489.90	-	434,891,033.84	6,780,675.15	28,099,801.11	
PS		669,875,000.00	-	669,875,000.00	669,875,000.00	669,875,000.00	79,233,756.01	155,750,210.15	234,983,966.16	78,119,710.80	121,983,779.10	200,103,489.90	-	434,891,033.84	6,780,675.15	28,099,801.11	
MOOE		-	-	-	-	-	-	-	-	-	-	-	-	-	-	-	-
CO		-	-	-	-	-	-	-	-	-	-	-	-	-	-	-	-
Force Sustainment	301020000	39,321,882,000.00	-	39,321,882,000.00	39,203,882,000.00	39,203,882,000.00	7,498,353,753.52	12,985,273,174.45	20,483,628,927.97	6,252,370,350.61	9,579,076,175.55	15,831,446,526.16	118,000,000.00	18,720,355,072.03	3,681,875,832.45	970,304,569.38	
PS		33,686,290,000.00	-	33,686,290,000.00	33,686,290,000.00	33,686,290,000.00	7,343,062,079.97	11,228,309,390.69	18,571,971,470.86	6,110,115,075.73	8,703,867,842.32	14,813,882,918.05	-	15,114,318,529.34	3,677,787,273.15	80,201,279.46	
MOOE		5,418,292,000.00	-	5,395,292,000.00	5,395,292,000.00	5,395,292,000.00	154,691,873.55	1,758,963,783.76	1,911,655,457.31	142,255,274.68	875,208,333.23	1,017,463,808.11	23,000,000.00	3,483,636,542.69	4,088,559.30	690,103,289.80	
CO		217,400,000.00	-	217,400,000.00	122,400,000.00	122,400,000.00	-	-	-	-	-	-	95,000,000.00	122,400,000.00	-	-	
Sub-Total, Agency Specific Budget		47,521,259,000.00	-	47,521,259,000.00	46,345,618,384.00	46,345,618,384.00	9,122,011,527.73	14,545,919,713.26	23,867,931,240.99	7,851,894,558.70	10,805,346,210.77	18,757,240,789.47	1,080,640,616.00	22,677,687,143.01	3,908,145,672.35	1,002,544,799.17	
PS		39,629,278,000.00	-	39,629,278,000.00	38,571,637,384.00	38,571,637,384.00	8,680,967,550.92	12,284,752,904.17	20,965,720,455.00	7,427,018,743.21	9,624,844,494.04	17,051,863,237.25	1,057,640,616.00	17,605,916,928.91	3,833,655,938.38	80,201,279.46	
MOOE		7,606,720,000.00	-	7,606,720,000.00	7,585,720,000.00	7,585,720,000.00	441,043,976.81	2,213,481,493.01	2,654,525,469.82	424,875,815.49	1,280,501,718.73	1,705,377,532.22	24,000,000.00	4,931,194,530.18	26,804,417.89	922,343,519.71	
CO		283,261,000.00	-	283,261,000.00	168,261,000.00	168,261,000.00	-	-	47,685,316.08	-	-	-	110,000,000.00	140,575,683.92	47,685,316.08	-	
Locally-Funded Project(s)	400000000	16,000,000.00	-	16,000,000.00	-	-	-	-	-	-	-	-	-	-	-	-	-
PS		1,000,000.00	-	1,000,000.00	-	-	-	-	-	-	-	-	-	-	-	-	-
MOOE		15,000,000.00	-	15,000,000.00	-	-	-	-	-	-	-	-	-	-	-	-	-
CO		-	-	-	-	-	-	-	-	-	-	-	-	-	-	-	-
Sub-Total, Agency Specific Budget		47,537,259,000.00	-	47,537,259,000.00	46,345,618,384.00	46,345,618,384.00	9,122,011,527.73	14,545,919,713.26	23,867,931,240.99	7,851,894,558.70	10,805,346,210.77	18,757,240,789.47	1,180,640,616.00	22,677,687,143.01	3,908,145,672.35	1,002,544,799.17	
PS		39,629,278,000.00	-	39,629,278,000.00	38,571,637,384.00	38,571,637,384.00	8,680,967,550.92	12,284,752,904.17	20,965,720,455.00	7,427,018,743.21	9,624,844,494.04	17,051,863,237.25	1,057,640,616.00	17,605,916,928.91	3,833,655,938.38	80,201,279.46	
MOOE		7,606,720,000.00	-	7,606,720,000.00	7,585,720,000.00	7,585,720,000.00	441,043,976.81	2,213,481,493.01	2,654,525,469.82	424,875,815.49	1,280,501,718.73	1,705,377,532.22	24,000,000.00	4,931,194,530.18	26,804,417.89	922,343,519.71	
CO		283,261,000.00	-	283,261,000.00	168,261,000.00	168,261,000.00	-	-	47,685,316.08	-	-	-	110,000,000.00	140,575,683.92	47,685,316.08	-	
II. Automatic Appropriations																	
Sub-Total, Automatic Approp		25,803,000.00	45,341,476.60	71,144,476.60	71,144,476.60	71,144,476.60	7,009,706.32	6,414,043.41	13,423,749.73	7,009,706.32	6,414,043.41	13,423,749.73	-	57,720,726.27	-	-	
PS		25,803,000.00	1,077,000.00	26,880,000.00	26,880,000.00	26,880,000.00	7,009,706.32	6,414,043.41	13,423,749.73	7,009,706.32	6,414,043.41	13,423,749.73	-	13,456,250.27	-	-	
MOOE		-	44,264,476.60	44,264,476.60	44,264,476.60	44,264,476.60	-	-	-	-	-	-	-	44,264,476.00	-	-	
CO		-	-	-	-	-	-	-	-	-	-	-	-	-	-	-	
III. Special Purpose Fund																	
Sub-Total, Special Purpose Fund			3,501,829,320.00	3,501,829,320.00	3,501,829,320.00	3,501,829,320.00	430,065,541.78	2,382,831,411.64	2,812,696,953.42	430,065,541.78	2,381,594,821.64	2,811,660,363.42	-	689,132,366.58	1,036,590.00	-	
PS			3,501,829,320.00	3,501,829,320.00	3,501,829,320.00	3,501,829,320.00	430,065,541.78	2,382,831,411.64	2,812,696,953.42	430,065,541.78	2,381,594,821.64	2,811,660,363.42	-	689,132,366.58	1,036,590.00	-	
MOOE			-	-	-	-	-	-	-	-	-	-	-	-	-	-	
CO			-	-	-	-	-	-	-	-	-	-	-	-	-	-	

STATEMENT OF APPROPRIATIONS, ALLOTMENTS, OBLIGATIONS, DISBURSEMENTS AND BALANCES  
As of the Quarter 30 June 2016

Department: Department of National Defense  
Agency: Philippine Army  
Organization Code (UACS): 17667000000  
Funding Source Code (as clustered): 101

X Current Year Appropriations  
Supplemental Appropriations  
Continuing Appropriations

Particulars	UNCS CODE	Appropriations			Allotments		Current Year Obligations			Current Year Disbursements			Balances				
		Authorized Appropriation	Transfer to/from	Adjusted Appropriation	Allotment Recurrent	Adjusted Total Allotment	1st Quarter Ending 31-Mar	2nd Quarter Ending 30-Jun	Total	1st Quarter Ending 31-Mar	2nd Quarter Ending 30-Jun	Total	Unreleased Appropriations	Unobligated Allotment	Due and Demandable	Nil Yet Due and Demandable	
		3	4	5(2-3)	6	7(6-7+8)	11	12	15-(1+12-13-14)	16	17	20-(16-17-18-19)	21-(5-10)	22-(15-15)	23	24	
IV. Other Sources of Funds																	
Agency Specific Budget (GHQ/PNP/PAF)																	
Sub-Total, Agency Specific Budget			34,615,134.25	34,615,134.25	34,615,134.25	34,615,134.25	1,287,896.87	4,472,312.90	5,760,209.57	400,000.00	5,360,209.57	5,760,209.57		28,854,924.68			
PS																	
MOOE			34,615,134.25	34,615,134.25	34,615,134.25	34,615,134.25	1,287,896.87	4,472,312.90	5,760,209.57	400,000.00	5,360,209.57	5,760,209.57		28,854,924.68			
CO																	
V. Prior Year's Budget (Continuing Approp)		2,087,322,587.20		2,087,322,587.20	2,087,322,587.20	2,087,322,587.20	116,929,726.67	341,067,255.64	458,026,982.31	32,538,485.72	35,412,366.18	67,950,851.91		1,629,295,604.89		390,078,130.40	
PS																	
MOOE		1,804,669,306.15		1,804,669,306.15	1,804,669,306.15	1,804,669,306.15	96,335,326.15	337,519,127.76	435,854,453.91	32,302,548.80	34,507,766.81	66,810,315.61		1,368,814,852.24		309,044,138.30	
CO		282,653,281.05		282,653,281.05	282,653,281.05	282,653,281.05	18,594,400.52	3,578,127.88	22,172,528.40	235,936.92	904,599.36	1,140,536.30		260,480,752.65		21,031,982.10	
GRAND TOTAL		49,650,384,587.20	3,581,785,930.25	53,232,170,517.45	52,040,529,901.45	52,040,529,901.45	6,677,304,199.17	17,280,534,738.85	26,057,836,136.02	8,321,908,202.52	13,334,127,651.56	21,656,035,844.10	1,191,840,618.00	25,082,699,785.43	3,900,182,202.35	1,382,820,029.57	
PS		39,855,081,000.00	3,502,906,320.00	43,157,987,320.00	42,100,348,704.00	42,100,348,704.00	9,118,042,769.02	14,873,796,359.22	23,791,841,156.24	7,864,093,991.31	12,012,853,359.09	19,876,947,350.40	1,057,840,618.00	18,308,505,543.76	3,834,662,526.38	80,201,279.46	
MOOE		9,414,389,306.15	78,879,810.25	9,493,269,116.40	9,489,268,918.40	9,489,268,918.40	540,867,199.63	2,555,472,933.87	3,096,140,133.30	457,578,364.20	1,320,369,893.11	1,777,948,057.40	24,000,000.00	6,373,126,783.10	28,804,417.89	1,281,387,658.01	
CO		580,914,281.05		580,914,281.05	470,914,281.05	470,914,281.05	18,594,400.52	51,263,443.96	89,857,844.48	235,936.92	904,599.36	1,140,536.30	110,000,000.00	401,056,436.57	47,685,318.08	21,031,982.10	
Recapitulation by MFO:		39,991,857,000.00		39,991,857,000.00	39,873,857,000.00	39,873,857,000.00	7,577,587,509.53	13,141,023,384.60	20,718,610,894.13	8,330,490,061.41	9,701,059,954.65	16,031,550,018.06	118,000,000.00	19,155,248,105.67	3,688,656,507.60	998,404,370.47	
MFO		39,991,857,000.00		39,991,857,000.00	39,873,857,000.00	39,873,857,000.00	7,577,587,509.53	13,141,023,384.60	20,718,610,894.13	8,330,490,061.41	9,701,059,954.65	16,031,550,018.06	118,000,000.00	19,155,248,105.67	3,688,656,507.60	998,404,370.47	
OF WHICH:																	
Major Programs/Projects																	
KRA No 1 - Just and Lasting Peace and the Rule of the Law																	
MFO 1 - Territorial Defense, Security and Stability Services		39,991,857,000.00		39,991,857,000.00	39,873,857,000.00	39,873,857,000.00	7,577,587,509.53	13,141,023,384.60	20,718,610,894.13	8,330,490,061.41	9,701,059,954.65	16,031,550,018.06	118,000,000.00	19,155,248,105.67	3,688,656,507.60	998,404,370.47	
Force Development	301010000	669,875,000.00		669,875,000.00	669,875,000.00	669,875,000.00	78,233,756.01	155,750,210.15	234,963,866.16	78,119,710.60	121,983,776.10	200,103,489.90		434,891,033.84	6,780,875.15	28,066,801.11	
Force Sustainment	301020000	39,321,982,000.00		39,321,982,000.00	39,203,982,000.00	39,203,982,000.00	7,498,353,753.52	12,985,273,174.45	20,483,626,827.97	6,252,370,350.81	6,579,076,178.55	15,831,446,528.16	118,000,000.00	18,720,355,072.03	3,681,875,832.45	970,304,569.36	

Certified Correct:

ROWEN S TOLENTINO  
Colonel GSC (CAV) PA  
Chief, Management & Fiscal Office  
Date:

Certified Correct:

MA. GRACIA G. CATAMIN CPA  
Active Army Chief Accountant  
Date:

Approved By:

EDUARDO M AÑO  
Lieutenant General, AFP  
Commanding General, PA  
Agency Head/Department Secretary  
Date: