

**MONTHLY REPORT OF DISBURSEMENTS
As at 30 SEPTEMBER 2020**


Department : National Defense
 Agency : Philippine Army
 Operating Unit :
 Organization Code (U) :
 Funding Source Code (as clustered): 101

PARTICULARS	CURRENT YEAR BUDGET				PRIOR YEAR'S BUDGET								SUB-TOTAL	GRAND TOTAL				
	PS	MOOE	CO	TOTAL	PRIOR YEAR'S ACCTS PYBLE				CURRENT YEAR'S ACCTS PYBLE					TOTAL	PS	MOOE	CO	TOTAL
					PS	MOOE	CO	Sub-Total	MOOE	CO	Sub-Total	TOTAL						
1	2	3	4	5=(2+3+4+5)	6	7	8	9=(6+7+ 8+9)	10	11	12=(10+ 11)	13=(9+12)	14=(5+13)	15	16	17	18=(15+16+17)	
TOTAL as of 2nd Quarter	37,348,609,594.63	2,765,224,907.87	-	40,113,834,502.50	866,168,291.05	1,596,142,989.51	53,643,494.25	2,515,954,754.81	613,667,553.35	-	613,667,553.35	3,129,822,308.16	43,243,456,810.66	38,214,777,985.68	4,975,035,430.73	53,643,494.25	43,243,456,810.66	
July																		
Notice of Cash Allocation (NCA)																		
MDS Checks Issued	4,808,086,937.94	723,584,680.72	108,264,119.11	5,639,935,737.77	44,078,705.91	1,130,134,891.30	594,771.80	1,174,808,369.01	656,000.00	-	656,000.00	1,175,464,369.01	6,815,400,106.78	4,852,165,643.85	1,854,375,572.02	108,858,890.91	6,815,400,106.78	
Advice to Debit Account	589,288,398.03	207,218,396.78	-	796,506,794.81	131,036,646.90	244,610,793.85	486,633,751.09	862,281,191.84	975,000.00	-	975,000.00	863,256,191.84	1,659,762,986.65	720,325,044.93	452,804,190.63	486,633,751.09	1,659,762,986.65	
Tax Remittance Advices Issued (T)	229,629,740.38	6,109,519.13	-	235,739,259.51	531,188.53	18,350,407.43	-	18,881,595.96	-	-	-	18,881,595.96	254,620,855.47	230,160,928.91	24,459,926.56	-	254,620,855.47	
TOTAL	5,627,005,076.35	936,912,596.63	108,264,119.11	6,672,181,792.09	175,646,541.34	1,393,096,092.58	487,228,522.89	2,055,971,156.81	1,631,000.00	-	1,631,000.00	2,057,602,156.81	8,729,783,948.90	5,802,651,617.69	2,331,639,689.21	595,492,642.00	8,729,783,948.90	
August																		
Notice of Cash Allocat																		
MDS Checks	5,332,251,855.61	478,830,555.02	-	5,811,082,410.63	26,001,364.55	883,598,562.11	-	909,599,926.66	62,597,937.25	-	62,597,937.25	972,197,863.91	6,783,280,274.54	5,358,253,220.16	1,425,027,054.38	-	6,783,280,274.54	
Advice to Debit A	702,786,172.80	161,753,260.94	-	864,539,433.74	4,383,356.02	74,371,877.80	70,999,839.90	149,755,073.72	2,511,078.56	-	2,511,078.56	152,266,152.28	1,016,805,586.02	707,169,528.82	238,636,217.30	70,999,839.90	1,016,805,586.02	
Tax Remittance Advices	233,097,132.97	11,898,049.73	-	244,995,182.70	46,866.03	48,795,713.87	-	48,842,579.90	30,791.84	-	30,791.84	48,873,371.74	293,888,554.44	233,143,999.00	60,724,555.44	-	293,888,554.44	
TOTAL	6,268,135,161.38	652,481,865.69	-	6,920,617,027.07	30,431,586.60	1,006,766,153.78	70,999,839.90	1,108,197,580.28	65,139,807.65	-	65,139,807.65	1,173,337,387.93	8,093,954,415.00	6,298,566,747.98	1,724,387,827.12	70,999,839.90	8,093,954,415.00	
September																		
Notice of Cash Allocat																		
MDS Checks	5,076,093,866.05	382,545,330.15	(107,410,097.90)	5,351,229,098.30	72,230,610.62	311,735,136.10	275,875,972.69	659,641,719.41	(59,376,367.25)	-	(59,376,367.25)	600,265,352.16	5,951,494,450.46	5,148,324,476.67	634,904,099.00	168,265,874.79	5,951,494,450.46	
Advice to Debit A	534,716,519.00	168,757,687.11	-	703,474,206.11	29,268,937.76	56,660,092.18	57,547,855.24	143,476,885.18	3,039,208.52	890,398.11	3,929,606.63	147,406,491.81	850,880,697.92	563,985,456.78	228,456,987.81	58,438,253.35	850,880,697.92	
Tax Remittance Advices	230,026,186.19	11,830,913.76	-	241,857,099.95	64,557.43	9,198,076.12	87,623.22	9,350,256.77	30,791.84	-	30,791.84	9,350,256.77	230,090,743.62	230,090,743.62	87,623.22	-	230,090,743.62	
TOTAL	5,840,836,571.24	562,933,931.02	(107,410,097.90)	6,296,360,404.36	101,564,105.81	377,353,304.40	333,311,451.15	812,468,861.36	(56,337,156.73)	890,398.11	(55,446,760.52)	757,022,100.74	7,053,582,505.10	5,942,400,677.05	884,130,076.89	226,791,751.36	7,053,582,505.10	
3rd QUARTER																		
Notice of Cash Allocat																		
MDS Checks	15,216,432,659.60	1,584,960,565.89	854,021.21	16,802,247,246.70	142,310,881.08	2,325,468,589.51	276,270,744.49	2,744,050,015.08	3,877,570.00	-	3,877,570.00	2,747,927,585.08	19,550,174,831.78	15,358,743,340.68	3,914,308,725.40	277,124,765.70	19,550,174,831.78	
Advice to Debit A	1,826,791,089.83	537,729,344.83	-	2,364,520,434.66	164,888,940.68	375,642,763.83	615,181,446.23	1,155,513,150.74	6,525,287.08	-	6,525,287.08	1,162,928,835.93	3,527,449,270.59	1,991,480,030.51	919,897,385.74	616,071,844.34	3,527,449,270.59	
Tax Remittance Advices	692,753,059.54	29,638,482.62	-	722,391,542.16	642,611.99	76,344,197.42	87,623.22	77,074,432.63	30,791.84	-	30,791.84	77,105,224.47	799,496,766.63	693,395,671.53	106,013,471.86	87,623.22	799,496,766.63	
Total 3rd Quarter	17,735,976,808.97	2,152,328,393.34	854,021.21	19,889,159,223.52	307,842,233.75	2,777,455,550.76	891,539,813.94	3,976,637,598.45	10,433,648.92	890,398.11	11,324,047.03	3,987,961,645.48	23,877,120,869.00	18,043,619,042.72	4,940,217,593.02	893,284,233.26	23,877,120,869.00	
TOTAL JAN - SEPT	55,084,586,403.60	4,917,553,301.21	854,021.21	60,002,993,726.02	1,173,810,524.80	4,373,598,520.27	945,183,308.19	6,492,592,353.26	624,101,202.27	890,398.11	624,991,600.38	7,117,583,953.64	67,120,577,679.66	56,258,396,928.40	9,915,253,023.75	946,927,727.51	67,120,577,679.66	
TOTAL TO DATE	55,084,586,403.60	4,917,553,301.21	854,021.21	60,002,993,726.02	1,173,810,524.80	4,373,598,520.27	945,183,308.19	6,492,592,353.26	624,101,202.27	890,398.11	624,991,600.38	7,117,583,953.64	67,120,577,679.66	56,258,396,928.40	9,915,253,023.75	946,927,727.51	67,120,577,679.66	


SUMMARY:

	Previous Report (JANUARY - AUG)	This month (SEPTEMBER)	As of this Date	Previous Report (JAN-AUG)	This month (SEPT)	As of this Date
Total Disbursement Authorities Received						
NCA	58,302,898,188.00	6,566,766,184.00	64,869,662,372.00	60,308,188,039.94	6,817,773,540.72	67,125,961,580.66
Regular	53,167,040,101.00	6,068,856,701.00	59,235,896,802.00	60,067,195,174.56	7,053,382,505.10	67,120,577,679.66
Prior Years	1,813,332,786.00	-	1,813,332,786.00	240,992,865.38	(235,608,964.38)	5,383,901.00
Commutation - Optional	1,562,447,586.00	404,938,164.00	1,967,385,750.00			
Special Purpose Fund	1,754,056,154.00	92,062,308.00	1,846,118,462.00			
GHQ / Other Major Services	6,019,561.00	909,011.00	6,928,572.00			
TRA	2,005,291,851.94	251,007,356.72	2,256,299,208.66			
CDC	-	-	-			
NCAA	-	-	-			
Others (CDT, BTr Docs Stamp, etc.)	-	-	-			
Less: Notice of Transfer Allocations (NTA)* Issued	-	-	-			
Total Disbursements Authorities Available	60,308,188,039.94	6,817,773,540.72	67,125,961,580.66			
Less: Lapsed NCA	5,383,782.37	118.63	5,383,901.00			
Disbursements *	60,967,195,174.56	7,053,382,505.10	67,120,577,679.66			
Cancelled Checks	-	-	-			
Balance of Disbursements Authorities as of to date	235,609,083.01	(235,609,083.01)	-			

Certified Correct:


AYLENÉ P. GARCIA, CPA
 Army Chief Accountant
 Agency Chief Accountant
 Date: _____

Approved By:


CIRILITO E. SOBELANA
 Lieutenant General, PA
 Commanding General, PA
 Head of Agency or Authorized Representative
 Date: _____


MONTHLY REPORT OF DISBURSEMENTS
For the month of SEPTEMBER 2020


Department : Department of National Defense (DND)
Agency : Philippine Army (Land Forces)
Operating Unit : N/A
Organization Code (UACS) : 170070000000
Funding Source Code (as clustered) : 01 - Regular Agency Fund
(e.g. Fund Cluster: 101,102, 151)

PARTICULARS	CURRENT YEAR BUDGET				PRIOR YEAR'S BUDGET				CURRENT YEAR'S ACCOUNTS PAYABLE				PRIOR YEAR'S ACCOUNTS PAYABLE				GRAND TOTAL				REMARKS
	PS	MOOE	CO	TOTAL	PS	MOOE	CO	Sub-Total	MOOE	CO	Sub-Total	TOTAL	Sub-Total	PS	MOOE	CO	TOTAL				
	2	3	5	6=(2+3+4+5)	7	8	10	11=(7+8+9+10)	13	15	16=(12+13+14+15)	17=(11+16)	18=(6+17)	23	24	26	27=(23+24+25+26)	28			
Notice of Transfer of Allocation (NTA)																					
MDS Checks Issued	5,076,093,868.05	382,545,330.15	(107,410,097.90)	5,351,229,098.30	72,230,810.62	311,735,136.10	275,675,972.69	659,641,719.41	(59,376,367.25)	890,398.11	(58,485,969.14)	601,155,750.27	5,952,384,848.57	5,148,324,476.87	634,904,099.00	169,156,272.90	5,952,384,848.57				
Advice to Debit Account	534,716,519.00	168,757,687.11	-	703,474,206.11	29,268,937.76	56,660,092.18	-	85,929,029.94	3,039,208.52	57,547,855.24	60,587,063.76	146,516,093.70	849,990,289.81	563,985,456.76	228,456,887.81	57,547,855.24	849,990,289.81				
Tax Remittance Advices Issued (TRA)	230,026,186.19	11,630,913.76	-	241,657,099.95	64,557.43	9,198,076.12	87,623.22	9,350,256.77	-	-	-	9,350,256.77	251,007,356.72	230,090,743.62	20,828,989.88	87,623.22	251,007,356.72				

This report was generated using the Unified Reporting System

Certified Correct:


AYLENE P GARCIA, CPA
Army Chief Accountant

Agency Chief Accountant 
Date:

Approved By:


CIRILITO E. SOBERANA
Lieutenant General, PA
Commanding General, PA
Head of Agency or Authorized Representative
Date: